

March 10, 1947

STEEL

The Magazine of Metalworking and Metalproducing

ESTABLISHED 1882

EDITORIAL INDEX, PAGE 53

PUBLIC LIBRARY

MAR 10 1947

DETROIT

PORTER

DIESEL ELECTRIC

LOCOMOTIVES

For Economical Haulage



PORTER
Equipment
 Established 1888

PORTER-BUILT means "BETTER BUILT"

H. K. PORTER COMPANY, Inc.

PITTSBURGH 22, PENNSYLVANIA



**YOU CAN'T OVERGREASE
A RELIANCE Series C MOTOR!**

AND HERE'S THE SPECIAL BEARING DESIGN
WHICH MAKES IT ABSOLUTELY IMPOSSIBLE!



You can't grease 'em wrong! That's because Reliance Series C Motors are designed and precision built to eliminate lubrication worries. In most uses, these factory-lubricated motors perform dependably *for years* with no additional lubrication. Where unusual conditions make occasional attention necessary—or if it is your practice to lubricate at regular intervals—undergreasing or overgreasing can make no difference. Write today for Bulletin C-118 which tells how Reliance Series C Motors can end your lubrication worries!

RELIANCE ELECTRIC & ENGINEERING CO.

1081 Ivanhoe Road  Cleveland 10, Ohio

Appleton, Wis. • Birmingham • Boston • Buffalo • Chicago • Cincinnati • Denver • Detroit • Gary
Grand Rapids • Greenville, S. C. • Houston • Kansas City • Knoxville • Los Angeles • Milwaukee
Minneapolis • New Orleans • New York • Philadelphia • Pittsburgh • Portland, Ore. • Roanoke, Va.
Rockford • St. Louis • San Francisco • Seattle • Syracuse • Tampa • Tulsa • Washington, D. C.
Sao Paulo, Brazil

RELIANCE^{AC}_{DC} MOTORS

"Motor-Drive is More Than Power"

BETHLEHEM TIN MILL PRODUCTS

meet every requirement of toymakers




BETHLEHEM STEEL COMPANY
BETHLEHEM, PA.


On the Pacific Coast Bethlehem products are sold by
Bethlehem Pacific Coast Steel Corporation
Bethlehem Steel Export Corporation, New York City



For Improved Cutability



No. 2 Heavy
Table: 58 x 13 in.



No. 3 Standard
Table: 64 x 14 in.

"It pays to Van Normanize"

That Increases Production

IT'S

VAN NORMAN

Horizontal Milling Machines


The new Van Norman Horizontal Milling Machines No. 2 Heavy and No. 3 Standard feature a heavy built-in spindle flywheel that provides smooth uninterrupted transmission of power to the cutter. This outstanding design advantage increases cutability and improves quality of finish of work produced on these machines.

The new heavy-duty spindle is supported by five anti-friction bearings assuring maximum spindle rigidity under the heaviest of cuts.


Other Van Norman advantages include . . .

Front and rear hand, power, and rapid traverse controls, single lever feed and speed selectors, overarm pilot wheel, large easy-to-read dials, automatic lubrication, hardened alloy steel gears with large tooth area and heavy rugged column and base.


The Van Norman No. 2 Heavy and No. 3 Standard are available with plain or universal saddles. Write for information, today.



BUILT-IN SPINDLE FLYWHEEL, mounted on spindle inside the column, assures uniform uninterrupted transmission of power to cutter. The heavy flywheel increases and improves cutability . . . permits smoother finish of work surface.



5 ANTI-FRICTION BEARINGS support the large diameter alloy steel spindle. They maintain accuracy by assuring maximum spindle strength and rigidity under every type of cut.



FRONT AND REAR CONTROL of fingertip power and six-way rapid traverse levers and manual adjustments simplifies operation. Directional power controls provide maximum work and operator safety.

VAN NORMAN COMPANY
SPRINGFIELD 7, MASSACHUSETTS



Behind the Scenes...

STEEL

Vol. 120—No. 10

March 10, 1947

Lost—A Week-End

If we can believe our calendar, there's a lost week-end coming up. At least on the schedule of H. K. Porter Co., of Pittsburgh, there is. They sent us this calendar, and we noted with horror the other day that there isn't any March 29 this year. There's a March 28 and a March 30 and 31, but Saturday, March 29, has been lost. Suppose we should start making our plans accordingly, batten down the hatches, ship all the children off for safe keeping and pull the blinds while we sit awaiting developments. Of course it is possible that this lost weekend is scheduled only for the H. K. Porter Co., and nowhere else. Not even the other H. K. Porter Co., of Everett, Mass., which always causes us a little bit of confusion. Both companies are frequently in our correspondence here and we wonder how often they manage to open each other's mail. Anyhow, in New England all will probably be quiet on March 29, as opposed to the furore which will undoubtedly accompany the calendar mishap in Pittsburgh. Reminds us that there must be calendar gremlins loose in the Smoky City, because last year we received a desk calendar from the Pennsylvania Railroad in Pittsburgh which had a Sept. 31 on it. Also had an Oct. 1, scheduled for the same day, but we don't remember seeing double or drawing double pay or having to write two columns on that day.

Peace & Contentment

We maintain here in Cleveland a complete file of information on all metalworking plants, a file that we like to call our "census bureau". In order to get this information, we have to write and ask for it from the many thousands of plants, large and small, in all parts of this country. Every once in a while we receive answers which are just enough different to be refreshing. Like, for instance, the answer we got from a company in Michigan:

"We were just getting started in Chicago and had plans for operating several departments employing perhaps a hundred or more, but along came the war which put us out of business. Being sole owners of this company, my wife and I moved all our tangible assets to a small farm in Michigan to await developments. In the meantime, we have built a new home with every known convenience and a small factory in which to assemble our products. With three local helpers we can make all the money we will ever need

so we feel that we have an ideal set-up. We are having all our parts made in various plants in Chicago and Detroit and are perfectly willing to let these factories own the heavy machinery, fight with the unions, worry with government intervention in their affairs, make out all the reports and worry their lives out trying to stay in business. We are satisfied to pay for the parts we need, add a fair margin of profit, sell our products by mail to waiting customers and let the rest of the world go by."

Sounds a little bit like Shangri-La, doesn't it? All they need is the far-off music of a chorus of the high priests and a few surrounding mountain peaks.

Bottomless Tops

Every once in a while we get a chance to peer into some industry other than the metalworking industry, which, being our bread and butter, we live with 24 hours per day and double time on some days. This week we received from the Bureau of the Census some amazing figures from the textile industry. At least they were figures covering knit underwear and nightwear, which is used to cover some amazing figures. We note, for example, that on December 28, 1946, there were on order 92,866 dozen pairs of drawers, about a third of which were heavy woolen longies. At the same time there were 1,671,300 dozen undershirts on order, which conjures up a somewhat surprising picture of the underwear-wearing habits of our population.

Don't Be Selpless

Maybe it's an old one, but it's new to us. The other day we were reading an item about the Hammermill paper people, wherein it said they have an extensive program of selping. At first we thought it was just another typo, but we couldn't quite figure out what the word was supposed to be. Upon reading further we learned that it was supposed to be "selping", and it is a coined word meaning "selling by helping." That explains what we have been doing all these years. Selping. At least that's what we have been trying to do for all youse readers, provide the most helpful information possible to help you make better and more salable products, and in our advertising pages to provide the best possible medium to help sell them.

Shradu

(Editorial Index—page 53)

BUSINESS STAFF

GEORGE O. HAYS
Business Manager

ADVERTISING

R. C. JAENKE
Advertising Manager

C. H. BAILEY
Service Manager

A. V. ANDERSON
Production Manager

New York:
E. W. KREUTZBERG, K. A. ZOLLNER

Pittsburgh:
S. H. JASPER, B. C. SNELL

Chicago:
L. C. PELOTT, V. G. BRETTMAN

Cleveland:
D. C. KIEFER, H. G. ROWLAND

Los Angeles:
F. J. FULLER

CIRCULATION AND MARKET RESEARCH

J. W. ZUBER
Director of Circulation and Market Research

H. E. METZNER
Circulation

R. L. HARTFORD
Research

R. C. RICE
Readers' Service

G. R. EBERSOLE
Mail & List Service

Field Representatives:

D. G. HEWITT

G. D. MOYER

CLIFFORD PETTIGREW

C. A. PRICE

MAIN OFFICE

Penton Building, Cleveland 13, Ohio

BRANCH OFFICES

New York 17.....16 East 43rd St.

Chicago 11.....520 North Michigan Ave.

Pittsburgh 19.....2800 Koppers Bldg.

Detroit 2.....6560 Cass Ave.

Washington 4.....956 National Press Bldg.

Los Angeles 4 130 N. New Hampshire Ave.

London: 2 Caxton St., Westminster, S.W. 1


Published by THE PENTON PUBLISHING Co., Penton Building, Cleveland 13, Ohio, E. L. SHANER, President and Treasurer; G. O. HAYS, Vice President and General Manager; R. C. JAENKE, Vice President; F. G. STEINEBACH, Vice President and Secretary; E. L. WERNER, Assistant Treasurer. Member, Audit Bureau of Circulations; Associated Business Papers Inc., and National Publishers' Association.

Published every Monday. Subscription in the United States and possessions, Canada, Mexico, Cuba, Central and South America, one year \$10; two years \$15; all other countries, one year \$18. Single copies (current issues) 35c. Entered as second class matter at the postoffice at Cleveland, under the Act of March 3, 1879. Copyright 1947 by the Penton Publishing Co.

Editorial Staff on Contents Page



STEEL



The multi-purpose
basic
refractory

- for cold ramming
- for hot patching

RAMSET is a *multi-purpose* basic refractory which replaces both Ramix and 695 Plastic. Containing improved bonds and incorporating all the superior qualities of these two well-known B.R.I. products, RAMSET has three additional advantages:

1. Increased refractoriness
2. Better workability
3. Greater strength

RAMSET is recommended as a cold-ramming refractory for the construction and repair of open hearth and electric

furnace bottoms, and as a hot patch material for hearth maintenance, including the building and repair of tap holes.

Hearths have been cold rammed with RAMSET and numerous hot applications have been made. The material has been tested and approved by representative users.

For the use of RAMSET as with all other B.R.I. products, the counsel of Basic Engineers is available at all times. Immediate shipment of RAMSET can be made in any desired quantity.



BASIC REFRACTORIES, INCORPORATED 245 HANNA BUILDING
Cleveland 15, Ohio

Exclusive Agents in Canada: REFRACTORIES ENGINEERING AND SUPPLIES, LTD., Hamilton and Montreal



**IT TAKES TWO
TO SAVE
FREE ENTERPRISE**

FREE enterprise and not-so-free enterprise are fighting it out for the world's markets. Both sides are turning out good products and doing all in their power to tempt the world buyer. We are at a disadvantage in one respect — we don't sacrifice human standards to cut costs


and lower prices. We must find some other way or lose the business.

The only other way is the way that leads to both lower costs and *higher* human living standards. It is a matter of lowering costs through more efficient production. In other

words, it's up to industry to provide the American worker with the world's best machines and the world's best methods. It's up to the man at the machine to make full use of the production the maker built into that machine. Below is an example of how one manufacturer is doing this.

EXAMPLE: Not all the worthwhile examples of good machining are tricky or "difficult" parts, by any means. Illustrated is a small piston, involving nine operations, including a rotating pick-off

spindle. On this job, 835 pieces are turned out per hour on the average, reducing cost per piece to an almost negligible factor in relation to the finished product in which it is employed.



*New Britain
Automatics*

**THE NEW BRITAIN MACHINE COMPANY
NEW BRITAIN-GRIDLEY MACHINE DIVISION
NEW BRITAIN, CONNECTICUT**

M-01054

EASY-FLO

**-LOPS TIME AND COSTS
IN PRODUCING THE
"LIMB-LOPPER"**



The Limb-Lopper is an air-operated pruning shear recently put on the market by the Miller-Robinson Co. of Los Angeles. In its assembly are 36 joints, all mass-production brazed with EASY-FLO — all with one-piece strength—all air-tight.


This modern streamlined pruner is typical of the hundreds of new metal products of every description now made with EASY-FLO—with surprising savings in production time and costs.

BULLETIN 12-A gives you the full facts and reasons for the high-strength, speed, reliability and economy of EASY-FLO brazing. It also tells you how to put EASY-FLO to work on your own metal joining. Write for a copy today.


**AT THE WESTERN METAL EXPOSITION
OAKLAND, CALIF., MARCH 22-27**

See our working exhibit of low-temperature silver alloy brazing — with many examples of actual jobs. See particularly the new EASY-FLO 45 in action.

BOOTH 331



VALVE ASSEMBLY — 1010 steel with bronze fittings—13 joints—brazing time 105 seconds. EASY-FLO rings are preplaced at all joints.



HANDLE ASSEMBLY in induction coil with ring of EASY-FLO wire preplaced and Handy Fluxed ready for heating. Note clean joints in finished assembly.

H A N D Y & H A R M A N

82 FULTON ST., NEW YORK 7, N. Y.

Bridgeport, Conn. • Chicago, Ill. • Los Angeles, Cal. • Providence, R. I. • Toronto, Canada

Agents in Principal Cities





PURITY AND HEALTH...

*Stainless Steel
Guards Them!*

Dairies coast-to-coast gleam with equipment made of Allegheny Metal, the pioneer stainless steel in America. Long experience has proved that stainless steel has no equal as a guarantor of pure, wholesome dairy products and a guardian of delicate natural flavors—while at the same time giving a lifetime of service at rock-bottom cleaning and maintenance costs. That's a combination of properties that makes Allegheny Metal ideal for any application where sanitation, purity and quality of product are major considerations. • If you have a problem of that nature, let us help you to enlist the easy-fabricating qualities and economical service of Allegheny Metal . . .

CALL FOR AN ALLEGHENY LUDLUM ENGINEER.



SALES SERVICE
based on Research
and Development

**ALLEGHENY
LUDLUM**



STEEL CORPORATION


Pittsburgh, Pa.

ALLEGHENY METAL is stocked by all
Joseph T. Ryerson & Son, Inc. warehouses.

PIONEER IN SPECIALLOY STEELS

Y
S
GE
N
With
instan
even s
Wit
and e
speed
diame
next c
to cha
Eas
Hydra
produ
GIS
1245
TURR

HYDRAULIC SPEED SELECTOR



The Hydraulic Speed Selector, with the dial set for 250 f.p.m. and the hand wheel turned for a cut of 5 3/4-inch diameter.

Now *Standard Equipment* on Gisholt Turret Lathes!


With a Gisholt you can obtain any one of 12 spindle speeds, instantly, without releasing the main drive clutch—without even stopping the spindle!

With the Hydraulic Speed Selector, you don't waste time and effort between cuts. Merely set the dial for the cutting speed you wish, then turn the hand wheel for the proper diameter. You pre-select the speed and diameter for the next cut while this one is being made. And when it's time to change—just tap the trip lever!

Easy? Of course. But more than that, the Gisholt Hydraulic Speed Selector is a big step toward maximum production at rock bottom cost.

GISHOLT MACHINE COMPANY

1245 E. Washington Ave. • Madison 3, Wisconsin



GISHOLT 2L HIGH PRODUCTION SADDLE TYPE TURRET LATHE—Product of a half century devoted to the finest class of metal-working equipment, the Gisholt 2L is designed for the maximum speeds and feeds cutting tools will withstand. Incorporated in its rugged design are a number of simple, power operated controls designed to cut time and effort to a minimum. Write for full details.




THE GISHOLT ROUND TABLE represents the collective experience of leading specialists in the machining, surface-finishing, and balancing of round and semi-round parts. Bring your problems here.

TURRET LATHES • AUTOMATIC LATHES • BALANCERS • SUPERFINISHERS • SPECIAL MACHINES

A Shovel is

a Luxury!



IT MAY NOT SEEM TO BE—But every time you use any manual tool to unload hopper cars . . . it costs you money! It costs you time! It costs you production! Yes . . . a shovel or any similar manual tool is a luxury!

BUT WHEN ROBINS CAR SHAKEOUTS ARE PUT TO WORK—


They do your job cheaper. For example, two men can do the work of six or more men. And no expensive installations are needed.

They do your job faster. Packed hopper cars can be unloaded in minutes—not hours. This means cars and locomotives are released sooner.

They do your job better. Robins car shakeouts empty cars "broom clean." There's no clean-up shovel work needed.

So solve your hopper car unloading problems . . . cut your costs with a Robins Car Shakeout. Write today for complete information.

ROBINS CAR SHAKEOUTS




**"Job-Engineered" to solve your problem
CHEAPER . . . FASTER . . . BETTER**

Robins Conveyors Division, Hewitt-Robins Incorporated—Passaic, New Jersey



**Locomotive Manufacturers
and Railroad Shops Use
LANDIS Threading Machines,
Die Heads and Chasers for
their Threading Needs**



Landmaco Threading Machines are used exclusively in many railroad shops throughout the country for threading radial crown bolts, stay-bolts, and boiler studs. The outstanding design of the LANDMACO Machine, together with the inherent qualities—accuracy and economy—of the Landis long life Tangential Chaser which it employs, assures the lowest possible thread-cutting cost.

*Write for Bulletin "LANDIS"
for Threading in Railroad Maintenance*

LANDIS
MACHINE COMPANY
WAYNESBORO, PA., U.S.A.




INDUSTRY
MAINTENANCE SHOPS
DISTRIBUTORS
DEALERS

Depend on WAA for the

ARC WELDERS

You need



Through WAA you have a rare chance to get needed welders at minimum cost. All machines are of such well-known makes as Lincoln, Hobart, Westinghouse—all will give years of hard service.

TYPES AVAILABLE: ☆ ☆ ☆

- DC welding machines; electric motor driven generator; single operator type; 200, 300, 400 and 600 ampere capacity.
- AC welding machines; single operator, transformer type; 300, 400 and 500 ampere capacity.
- AC welding transformers for use in automatic arc welding process.

See our display booth at Western Metal Exposition and Congress Show at Oakland, California, March 22 to 27, 1947.

All arc welders are sold under existing priority regulations. **VETERANS OF WORLD WAR II** are invited to be certified at the War Assets Administration Certifying Office serving their area, and then to purchase the materials offered herein.

EXPORTERS: Your business is solicited. If sales are conducted at various levels you will be considered as a wholesaler. Any inquiries concerning export control should be referred to Office of International Trade, Department of Commerce, Washington, D. C.

INVENTORIES ARE LOCATED IN THESE CITIES:

- | | |
|--------------|------------------|
| Atlanta | Little Rock |
| Boston | New Orleans |
| Birmingham | Houston |
| Cleveland | Portland, Oregon |
| Detroit | Philadelphia |
| Fort Worth | Richmond |
| Jacksonville | San Antonio |
| Louisville | Seattle |
| Los Angeles | San Francisco |

Write to the above Regional Offices to have your name placed on the mailing lists for equipment of this type.

AT AMAZING LOW PRICES

Millions of pounds of welding electrodes, welding rods and welding wire of carbon steel, stainless steel and non-ferrous metals.

OFFICE OF GENERAL DISPOSAL

WAR ASSETS ADMINISTRATION



- Offices located at: Atlanta • Birmingham • Boston • Charlotte • Chicago • Cincinnati • Cleveland • Dallas • Denver • Detroit • Fort Worth • Helena • Houston • Jacksonville • Kansas City, Mo. • Little Rock • Los Angeles • Louisville • Minneapolis • Nashville • New Orleans • New York • Omaha • Philadelphia • Portland, Ore. • Richmond • St. Louis • Salt Lake City • San Antonio • San Francisco • Seattle • Spokane • Tulsa

1026

PROTECTION



WHERE NEEDED



H742-1. Men's Black Calf Blucher Oxford, Oak Leather Sole, Half Rubber Heel.

**...Insure Workers Feet
In Sure Protection**

with **HY-TEST** *Safety Shoes*

It's elementary. Even schoolboys know you've gotta' have protection where needed so blows don't hurt. Hy-Test Safety Shoes use that principle to sidetrack accidents. The *Anchor-Flange** Steel Box Toe has book learnin' back of it. Physicists figured



out how to make it stand up under greater pressures, harder impacts. It's saved workers from a lot of punishment. Hy-Test Safety Shoes are comfortable and long wearing... made of all leather in vital parts. Sizes are 5 to 15 widths AA to EEE.

*** ANCHOR FLANGE
STEEL BOX TOE**



This flange adds extra strength to the steel arch's sidewall. Anchored between insole and outsole, it also serves to resist shifting, tilting and cutting through outsole under impact.

THE WORLD'S LARGEST SELLING SAFETY SHOE

HY-TEST *Safety Shoes*

HY-TEST DIVISION • INTERNATIONAL SHOE COMPANY • ST. LOUIS 3, MO. • EASTERN OFFICE • MANCHESTER, N. H.

HOT FORMED CAN MEAN ONE DRAW

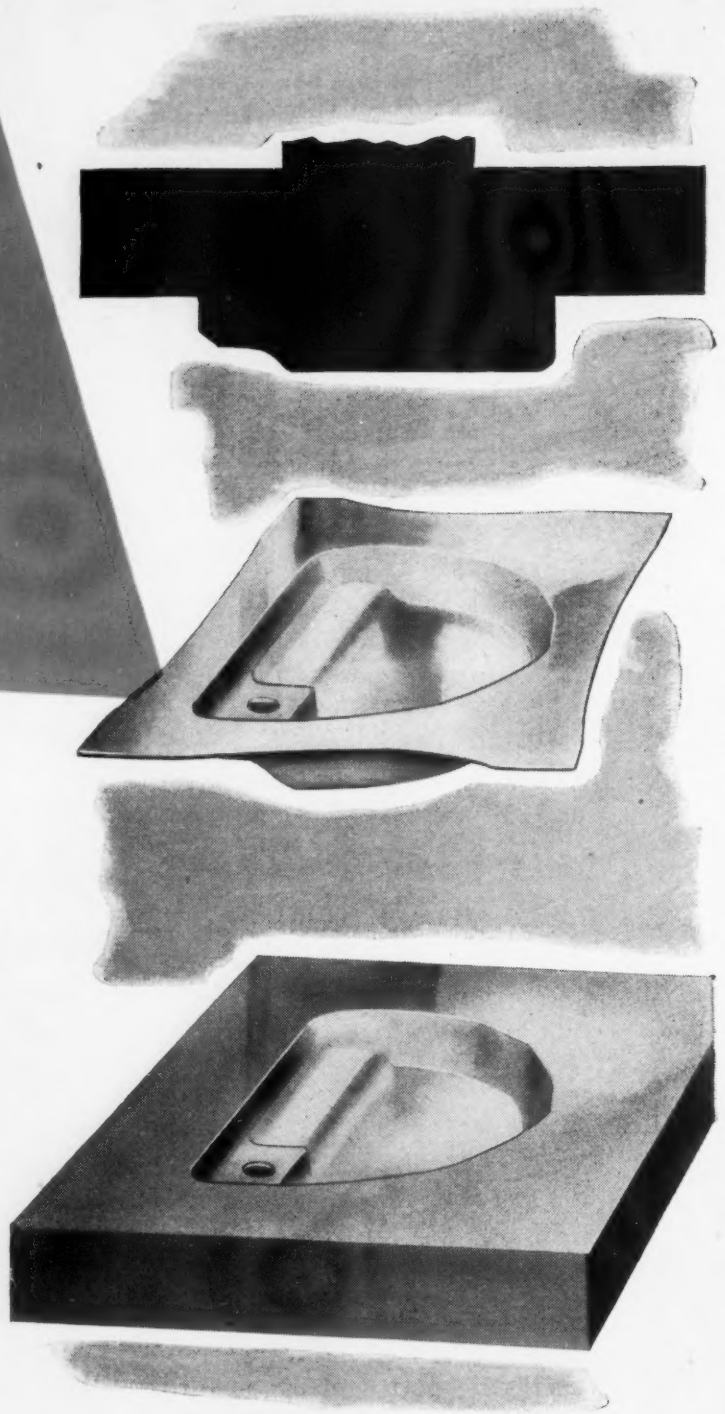
WITH A BONUS IN LIGHTNESS!

If you have been deep drawing other metals, you may be accustomed to making two or three draws to accomplish the desired reduction, often with anneals between draws.

With American Magnesium, high reduction can be obtained in a single draw at elevated temperature. Intermediate draw tools and annealing are eliminated.

With drawing time and costs cut appreciably, American Magnesium may show you substantial savings in drawn products. In addition, your products enjoy a *bonus* in lightness—for magnesium is 35% lighter than aluminum; 75% lighter than steel!

And when you specify American Magnesium, you also gain the advantage of Aluminum Company of America's 59 years of light-metal know-how, to help you use magnesium profitably in those places where it should be used. Write for "Deep Drawing Magnesium Alloy Sheets", or call your nearest Alcoa sales office. Aluminum Company of America, sales agent for American Magnesium products, 1721 Gulf Building, Pittsburgh 19, Pennsylvania.



MAGNESIUM **MAZLO** PRODUCTS
Reg. U.S. Pat. Off.

**AMERICAN
MAGNESIUM
CORPORATION**

SUBSIDIARY OF ALUMINUM COMPANY OF AMERICA



New building erected over old


—without interrupting production!

AMERICAN Bridge Company erected this modern steel addition to an Illinois plant. Work continued uninterrupted in the original wooden buildings while the new structure was built right over them.

This unusual money-saving procedure was made possible by American Bridge's wide fabricating and erecting experience, expert personnel and modern equipment . . . and these same advantages are equally

available to you. Why not get in touch with our nearest contracting manager? He can help you with your building planning, to make sure that your building will be ready when needed. And behind him—whether your project is large or small—stand the entire facilities of American Bridge Company.

Furnace building extension—designed and construction supervised by: Gillmore-Carmichael-Olson, engineers and general contractors.



AMERICAN BRIDGE COMPANY

General Offices: Frick Building, Pittsburgh, Pa.

Contracting Offices in: Baltimore · Boston · Chicago · Cincinnati · Cleveland · Denver · Detroit

Duluth · Minneapolis · New York · Philadelphia · St. Louis

Columbia Steel Company, San Francisco, Pacific Coast Distributors

United States Steel Export Company, New York





UNITED STATES STEEL

graphitar seal ring (CARBON-GRAPHITE) on centrifugal




Ingersoll-Rand's Cameron Shaft Seal, Which Prevents Leakage of Hot and Corrosive Fluids, Makes Use of a Carbon-Graphite Sealing Ring

The carbon-graphite stationary sealing ring is a vitally important part of the amazingly efficient Cameron Shaft-Seal made by Ingersoll-Rand to replace conventional stuffing-box packing on centrifugal pumps handling many types of hot and cold viscous fluids, highly volatile and corrosive solutions, and clear water. Pressure of the liquid being pumped holds a stainless-steel rotating ring against the perfectly flat and true carbon-graphite ring, forming a seal which positively prevents pump leakage, except a few drops per minute as an aid to lubrication. The carbon-graphite ring is self-lubricating. It is chemically inert and hence unaffected by the most corrosive solutions being pumped. It will not warp or distort. It is mechanically strong. And it serves dependably day after day to help make the Cameron Shaft-Seal most effective.



T H E U N I T E D S T A T E S G R A P H I T E

insures positive sealing pumps



Graphitar Offers Advantages to All Industry

Graphitar—lightweight, strong, corrosion proof, unaffected by temperature extremes, self-lubricating—has proved itself of invaluable service to engineers and manufacturers in practically every industrial field. Graphitar cylinder liners shrunk fit in metal housings insure against leakage, seizing, and scoring in small steam engines, pumps, and gas compressors. Graphitar guide bearings align and support vertical shafts in sump pumps handling gasoline, alcohol, hot asphalt, salt brine, paint, and other corrosive liquids. Graphitar piston rings are standard in many non-lubricated compressors developing up to 2200 psi at 400°F. and 400 ft./min. Send us drawings or sketches of your products and our engineers will show you where Graphitar can improve mechanical performance and save you money.

C O M P A N Y • S A G I N A W , M I C H I G A N

MUSIC WIRE

BY
WASHBURN

If you have never tried WASHBURN MUSIC WIRE you are in for a pleasant surprise. Make tests NOW for your present or future product.

Write us the details of YOUR problem

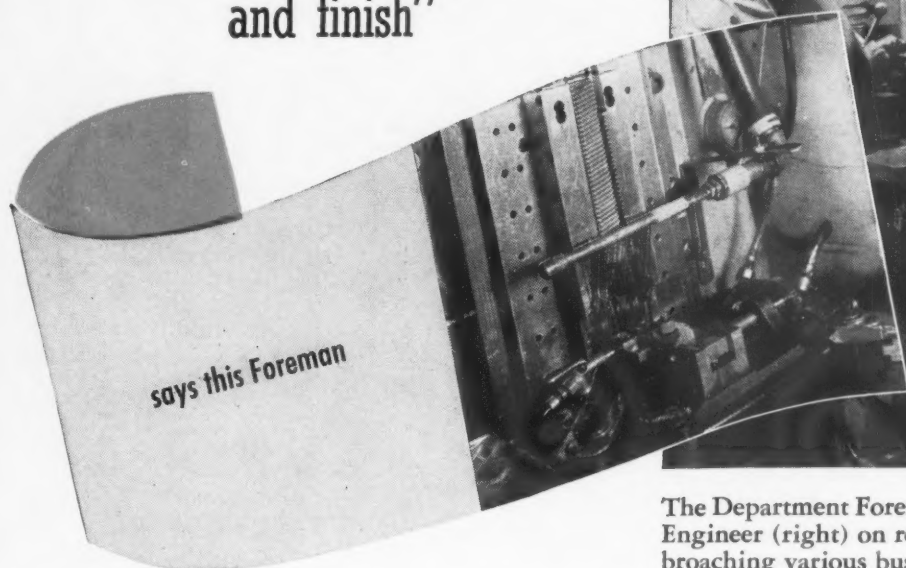
WASHBURN WIRE COMPANY, NEW YORK CITY

WASHBURN

CLEAN UNIFORM BILLETS—STRIP—RECTANGULAR, ROUND, FLAT RODS
TEMPERED AND UNTEMPERED FLAT AND ROUND HIGH CARBON WIRES

"With **GULF** **L. S. Cutting Base**

we increased production,
doubled broach life,
improved work accuracy
and finish"



The Department Foreman consults with a Gulf Lubrication Engineer (right) on results with Gulf L.S. Cutting Base in broaching various business machine parts.

"**M**AINTEINING production on our vertical broaching machines is no longer a problem since we switched to Gulf L.S. Cutting Base," says this Foreman. "In addition to greater output, we get 100 per cent longer broach life, improved work accuracy, and a better finish with this quality cutting oil."

This is one of hundreds of shops that have increased production and tool life on precision work by using the proper Gulf Cutting Oil for each particular requirement.

Gulf Quality Cutting Oils

Gulf Lasupar Cutting Oils A, B, and C
Gulf Electro Cutting Oils A, B, and C
Gulf M-L Cutting Oils A, B, and C
Gulf Cut-Aid
Gulf Cutx B
Gulf L. S. Cutting Base A and B
Gulf Soluble Cutting Oil A

Gulf Cutting Oils established many records on the toughest steels and the most punishing schedules offered by the armament and aircraft industries. You'll find them helpful now in improving production and tool life, and in reducing costs below competitive levels.

Let a Gulf Lubrication Engineer show you why Gulf Cutting Oils are ideal for many of your machining jobs. Write, wire, or phone your nearest Gulf office today.

Gulf Oil Corporation • Gulf Refining Company

Division Sales Offices:

Boston • New York • Philadelphia • Pittsburgh • Atlanta
New Orleans • Houston • Louisville • Toledo



**Available NOW on
24-Hour Shipment . . .**

**R317T, Reynolds new strong
aluminum alloy free-machining**

SCREW-MACHINE STOCK

**Are your screw-machines hungry
for stock? Men idle? Orders unfilled?**

Then wire, write or phone us today for a supply of R317T, Reynolds new strong free-machining aluminum alloy screw-machine stock.

24-HOUR SHIPMENTS

R317T is now available in all standard sizes of rounds or hexagons for 24-hour shipment.

ADVANTAGES OF R317T

This new Reynolds Aluminum alloy is becoming famous for making any finished shape requiring free-machining. Weighing only $\frac{1}{3}$ as much as steel or brass, it puts less strain on machine bearings—is easier on cutting tools—trims with small, free-falling, easily packed chips.

R317T COSTS LESS

Finished products of R317T cost less than brass because of light weight and small loss in cutting. Often you get a *better* finished product from this sturdy, durable, war-developed alloy.

R317T is superior to other aluminum alloys for machining because all cold-drawing strains are relieved with a final heat treatment in finished form—minimizing warp during machining.

SOLVES YOUR PROBLEMS

Reynolds R317T is the new screw-machine stock that may solve your problems now. Save time along your line! Fewer rejects! Finer production faster, at lower cost.

For 24-hour shipments or information, get in touch with the nearest Reynolds

office or write, wire or phone Reynolds Metals Company, 2520 South Third Street, Louisville 1, Kentucky. *Offices in principal cities.*

STANDARD STOCK AVAILABLE NOW

17S-T, Reynolds standard screw-machine stock also available on 24-hr. shipment.

STRUCTURAL SHAPES

Quick shipment. Strong alloy aluminum rolled structural shapes.

FORGINGS—FORGING STOCK

Early shipment on all types and kinds of aluminum forging stock or press forgings contained in an area 7" x 16". Engineering help in designing dies.

**Consult Reynolds
for Aluminum NOW**




REYNOLDS

*The Great New
Source of*

ALUMINUM

INGOT • SHEET • SHAPES • WIRE • ROD • BAR • TUBING • PARTS • FORGINGS • CASTINGS • FOIL • POWDER



Texrope *VARIABLE* Speed Drive ... the practical way to get Accurate Speed Control

- To regulate a machine tool to suit variations in job, material, or individual workman
- To control the volume of air from heating and ventilating fans
- To vary the speed of a pump, spinning frame, conveyor, rock crusher or grinding wheel
- *Wherever* the ability to change operating speeds at will can add to efficiency, output or economy —


Install Texrope Variable Speed Drives!

These flexible drives use economical constant speed motors. They provide infinite speed variations within their ranges—quickly, easily, accurately.

Vari-Pitch sheaves using A, B, C, D or E belts are available for stationary or motion control, with range up to 25% per sheave; *Vari-Pitch* sheaves using Q or R wide belts allow variations up to 100%; *Vari-Pitch* speed changers permit ranges up to 375%. There are types and sizes to suit all needs, from fractional to 300 hp!

Texrope offers the *most complete* line of variable speed drives made... engineered and built by Allis-Chalmers, originator of the multiple V-belt drive. See Sweet's Catalog, or call your nearby A-C office or dealer for Bulletin 20B6051G. ALLIS-CHALMERS, MILWAUKEE 1, WIS.
A 2200


TEXROPE .. Greatest Name in V-Belt Drives



"Super 7" V-BELTS
Five Types — Sizes
to suit every power
transmission job.



Texsteel, Texdrive,
"Magic-Grip"
— sheaves in a full
range of sizes,
grooves.



"Vari-Pitch"
SHEAVES
Exact variations in
speed, stationery or
motion control.



SPEED
CHANGERS
Speed variations up
to 375% at the turn
of a crank.



ENGINEERING
Finest V-Belt engi-
neering talent in the
world—at your call.

TEXROPE "Super
7" V-Belts result
from the cooperative
research of two great
companies — Allis-
Chalmers and B. F.
Goodrich. They are
sold only by A-C.

ALLIS-CHALMERS

One of the Big 3 in Electric Power Equipment — Biggest of All in Range of Industrial Products



CUTTING TOOLS



\$54,000,000 worth of cutting tools—thousands of types—are immediately available to those in the metal working industry who act quickly. The offering includes: cutting tools for machine tools, metal turning tools for metal turning machines, accessories and attachments for machine tools, and tool room specialties, all sizes and types. This entire inventory is being sold on sealed bids and will go at bargain prices to those who inquire—inspect—invest. Get full particulars from your nearest WAA Regional Office today—see the tools you wish to buy—then submit your bid.

Sales of Cutting Tools will be held at frequent intervals. To receive information on future sales, write to the Regional Offices listed below asking that your name be placed on their mailing lists.


**BOSTON • PHILADELPHIA • CINCINNATI • CHICAGO
CLEVELAND • DETROIT • ST. LOUIS • LOS ANGELES**

OFFICE OF GENERAL DISPOSAL

WAR ASSETS ADMINISTRATION



Offices located at: Atlanta • Birmingham • Boston • Charlotte • Chicago • Cincinnati • Cleveland • Dallas
Denver • Detroit • Fort Worth • Helena • Houston • Jacksonville • Kansas City, Mo. • Little Rock
Los Angeles • Louisville • Minneapolis • Nashville • New Orleans • New York • Omaha • Philadelphia
Portland, Ore. • Richmond • St. Louis • Salt Lake City • San Antonio • San Francisco • Seattle • Spokane • Tulsa



SPECIFY VANCORAM FERRO VANADIUM FOR HIGHEST QUALITY ALLOY STEELS

Whether you produce wrought constructional steels, alloy steel castings, high speed tool steels or special-purpose steels, there is a grade of Vancoram Ferro Vanadium designed to meet your requirements. Our modern quality-control methods result in a higher quality product of dependable uniformity—thus assuring the steelmaker closer control and unexcelled micro-structure and physical properties.

To cover the more common steelmaking needs we supply:

	Grade A (Open Hearth)	Grade B (Crucible)	Grade C (Primos)
Vanadium	35 to 40%	35 to 45%	35 to 45%
Silicon	12% max.	3.5% max.	1.25% max.
Carbon	3.5% max.	0.5% max.	0.20% max.

Special grades, containing up to 80% Vanadium, and Vanadium Metals, containing 90% and 95% Vanadium, are also available.

All grades are carried in stock and can be supplied in large lumps, or crushed or ground to any desired size. Our metallurgists will gladly discuss the application of Vancoram Ferro Vanadium in terms of your requirements.

MAKERS OF
FERRO ALLOYS



CHEMICALS
AND METALS

VANADIUM CORPORATION OF AMERICA

420 LEXINGTON AVENUE, NEW YORK 17, N. Y. • DETROIT • CHICAGO • CLEVELAND • PITTSBURGH

When you're in a hurry for
Stainless Steel



—remember this **SYMBOL of SERVICE**



NOW, from our nine conveniently located warehouses, we can make prompt deliveries of U·S·S Stainless Steel. While it costs no more than other stainless steels—its use assures uniform fabrication and the finest performance in service. So, if you need Stainless Steel quickly—or if you require High Strength Steels, Alloy Steels, Carbon Steels, Machinery, etc., get in touch with our warehouse nearest you.

Whatever you must have in steel, you can rely on our every effort to give you prompt, efficient service. Telephone, wire or write.

UNITED STATES STEEL SUPPLY COMPANY

CHICAGO (90)	1319 Wabansia Ave., P. O. Box MM	BRUnswick 2000	NEWARK (1), N. J.	Foot of Bessemer St., P. O. Box 479	Bigelow 3-5920 REctor 2-6560, BErgen 3-1614
BALTIMORE (3)	Bush & Wicomico Sts., P. O. Box 2036	GIlmor 3100	PITTSBURGH (12)	1281 Reedsdale Street, N. S.	CEdar 7780
BOSTON	176 Lincoln St., (Allston 34), P. O. Box 42	STAdium 9400	ST. LOUIS (3)	21st & Gratiot Sts., P. O. Box 27	MAIn 5235
CLEVELAND (14)	1394 East 39th St.	HEnderson 5750	TWIN CITY	2545 University Ave., St. Paul (4), Minn.	NEstor 7311
MILWAUKEE (1)	4027 West Scott St., P. O. Box 2045	MItchell 7500			

UNITED STATES STEEL

**INCREASED PRODUCTION
IS ONE THING
CUTTING PRODUCTION COSTS
IS ANOTHER**

HANSEN COUPLINGS DO BOTH

Connections and change-overs become a matter of seconds when you use Hansen Couplings. That means time and money saved with no hold-up of costly operations.

Hansen couplings are toughly constructed for hard abuse, yet carefully and simply designed for finger-tip control. Merely insert plug in socket and coupling is connected; a slight pull on the sleeve and it is disconnected. No twisting or manipulating of parts, no leakage. Complete swivel action prevents kinking of hose. Made for air, oil, grease, oxygen and acetylene to handle pressures from ounces to 10,000 pounds.

*Write for folder describing
Hansen couplings for industrial uses.*



REPRESENTATIVES

New England States:
A. D. GEIGER, Belmont, Mass.

Eastern, Southern States:
B-R ENGRG. CO., Baltimore, Md.

Northern Ohio:
F. & W. URSEM CO., Cleveland, O.

Southern Ohio, West Va., Ky.:
STEINHAGEN AIRLINE
PRODUCTS, Dayton, O.

Northern Ill., Eastern Iowa:
NORRIS ENGRG. CO., Chicago, Ill.

Indiana, Wisconsin:
NEFF ENGRG. CO., Ft. Wayne, Ind.

Central Western States:
JOHN HENRY FOSTER CO.,
St. Louis, Mo., Minneapolis, Minn.

Western, Southwestern States:
BURKLYN CO., Los Angeles, Calif.

Northern Calif., Nevada:
H. E. LINNEY CO., Oakland, Calif.

Michigan:
WM. H. NASH CO., Detroit, Mich.

THE HANSEN MANUFACTURING CO.

1786 EAST 27th STREET • CLEVELAND 14, OHIO



Uniform Properties from Late Additions

Molybdenum Improves Quality of CASTINGS

Molybdenum as an alloying agent in castings found greatly enlarged uses under war necessity and the resulting knowledge is now being translated in terms of peacetime production. High strength in heavy sections and uniform strength in both heavy and light sections are among the characteristic advantages of the molybdenum alloys. A wide range of physical properties, obtainable by heat treatment, opens new possibilities to the designer of castings, in economy of weight and durability under severe conditions of service.

The Molybdenum Corporation, as a supplier of

Molybdenum, Tungsten, and other alloying materials, is glad to be consulted by any user of these products.



AMERICAN Production, American Distribution, American Control, Completely Integrated.

Offices: Pittsburgh, New York, Chicago, Cleveland, Detroit, Los Angeles, San Francisco, Seattle.

Sales Representatives: Edgar L. Fink, Detroit; H. C. Donaldson & Co., Los Angeles, San Francisco, Seattle.

Subsidiary: Cleveland-Tungsten, Inc., Cleveland, Ohio

Works: Washington, Pa.; York, Pa.

Mines: Questa, N.M., Urad, Colo.

MOLYBDENUM

CORPORATION OF AMERICA
GRANT BUILDING PITTSBURGH, PA.



Behold the Wheat Straw -

and remember the lesson it holds on the structural virtues of the tube:—so light, so thin, yet so tough and strong—how gracefully it sways in the shifting winds, how proudly it bears its heavy burden of ripening grain—man's staff of life.

Behold, too, the Greek column, classic example of rugged strength and simple grace, and reflect that in electric welded tubing, modern engineers have improved on both.




Electric welded tubing offers a combination of strength with light weight, symmetry, fine surface finish, ductility, welding and fabricating qualities unmatched by any other shape, material, or method.

The many desirable characteristics of such tubing, including also that of conveying fluids, are daily inspiring engineers and merchandizers. They vision new sales possibilities attainable by product re-design to take advantage of the many structural, economic, and artistic advantages of cold-roll-formed tubing.

Whether you make tubing for your own use only, or for re-sale to others, you may confidently continue to look to Yoder for the newest ideas and features in highly standardized equipment for high speed cold-roll-forming and welding of coiled strip into tubing—generally recognized as the most efficient of all modern pipe making methods.

Yoder also offers literature, consultation, recommendations and estimates, free and without obligation.

THE YODER COMPANY
5502 Walworth Ave. • Cleveland 2, Ohio



**ROLL FORMING AND TUBE MILL
MACHINERY**


36 YEARS' LEADERSHIP • COILING • SLITTING • FORMING • EMBOSSING • CURVING • WELDING • CUTTING-OFF

Why industry likes to work with

NATIONAL

HANDLING HIGH PRESSURES OR CORROSIVE FLUIDS. Power plants, refineries, chemical plants, and paper mills require pipe and tubing that stand up under high pressures or various corrosive agents. National makes 22 varieties of pipe and tubing for refineries alone which will meet practically any operating condition.

STRENGTH WITH LIGHT WEIGHT. The new Piper Cub is built with fuselage, wing struts and landing gear of Shelby Seamless Aircraft Tubing. Tubular construction assures greatest strength per pound of weight.



SEAMLESS PIPE and TUBING

THERE is always one *best* way to make a product. For pipe and tubing, the seamless process surpasses all others in quality of the finished product. No other method of pipe or tube manufacture can assure the same uniform wall strength and the same reliability in service.

This important fact has led to extremely wide use of Seamless Pipe and Tubing ranging from the world's largest oil pipeline to the smallest hypodermic needle. Industry quickly recognized the merits of seamless—likes to work with it.

The illustrations shown here indicate only a few of the many ways you can use NATIONAL Seamless Pipe and Tubing to improve your operations or product, to reduce costs, and to obtain greater safety and reliability.

Metallurgists at National Tube Company are ready to give you expert advice in selecting the right seamless pipe or tubing that will give the most satisfaction and save you money.

NATIONAL TUBE COMPANY

Pittsburgh, Pa.

Columbia Steel Company, San Francisco, *Pacific Coast Distributors*
United States Steel Export Company, New York



LISTEN TO . . . *The Theatre Guild on the Air*, presented every Sunday evening by United States Steel, American Broadcasting Company, coast-to-coast network. Consult your newspaper for time and station.



SOLID FOUNDATIONS FOR ELEVATED HIGHWAYS. *National Seamless Pipe Piling offers more bearing capacity for a given space than any other type of piling and it can be driven where other piling is unsuitable.*



GENERATING HIGH PRESSURE STEAM calls for boiler tubes that have uniform wall strength throughout with no weld that might split or crack. What's more, the tubes must be ductile and easy to work. *National Seamless meets these requirements.*



AUTOMOTIVE PARTS AT LOWER COST. When made of seamless tubing instead of solid forgings or castings, automotive and machine parts can be made in large quantities with greater uniformity and at lower cost.

**NATIONAL
SEAMLESS**
*Pipe and
Tubing*



UNITED STATES STEEL



Top Quality



BACKED BY 93 YEARS EXPERIENCE

... brings you fast, smooth assembly and lasting holding power wherever Republic UPSON Quality Headed and Threaded Products are used. Throughout more than 20,000 different sizes and shapes, the name UPSON represents one unvarying Top Quality.

REPUBLIC STEEL CORPORATION
BOLT AND NUT DIVISION • CLEVELAND 13, OHIO
Export Department: Chrysler Building, New York 17, N. Y.

REPUBLIC



*Upson
Quality*



BOLTS AND NUTS

Other Republic Products include Pipe, Sheets, Tubing, Hot Rolled and Cold Drawn Bars—Carbon, Alloy and Enduro Stainless Steels

Metal Working Made Easy



UNIVERSAL IRON WORKER



Think of the fabrication jobs you can simplify and speed up with "Buffalo" Universal Iron Workers! Three men can do the work of a *whole fabrication crew* with this accurate, powerful "Buffalo" machine . . . using the bar cutting, shearing and punching heads *simultaneously*.

You can cut, punch, cope, notch or slit flats, angles, plates, tees, beams, squares and many special shapes with surprising economy . . . and even inexperienced operators can turn out good work on "Buffalo" Universal Iron Workers.

And they last! The thousands of "Buffalo" Universal Iron Workers still operating efficiently long after completing brutal wartime schedules will testify to that.

BUFFALO FORGE COMPANY
158 Mortimer Street Buffalo, N. Y.

Canadian Blower & Forge Co., Ltd., Kitchener, Ont.




It gives all performance and engineering specifications on the "Buffalo" line of machines for cutting and punching. Its information can help you cut metal working costs! Ask for Bulletin 360-A.

"Buffalo"

**Machines For
PUNCHING and CUTTING**

**YOUR DOLLAR BUYS
LONGER SERVICE IN**




**ROLLWAY
RIGHT-ANGLE-LOADED
BEARINGS**

ROLLWAY's Right-Angle-Loaded Bearings have longer life because Rollway uses the principle of *right angle loading*. This splits every load into its component parts of pure radial and pure thrust. Each component load is carried on a separate bearing assembly at a *right angle to the rollers*.


For this reason, Rollway Bearings can use efficiently solid cylindrical rollers of greater mass and cross section area in a given space. The unit load per roller is lower and the load capacity for a given dimensional limit is higher.

As the diagram shows, no oblique loads or resultants, no other compound loads can pile up to increase the magnitude of the simple



All radial loads carried at right angles to the roller axis. All thrust loads carried at right angles to the roller axis.

radial or thrust component. Resistance to shock and vibration is increased. Pinch-out of rollers is eliminated—with less rubbing friction and less wear-back of roller ends. The net gain is clearly apparent in longer bearing life . . . less service attention . . . and lower maintenance cost.




Free Service

Send us your plans today for engineering analysis and recommendations.

ROLLWAY BEARINGS

ROLLWAY BEARING COMPANY, INC., SYRACUSE, N. Y.

SALES OFFICES: Philadelphia • Boston • Pittsburgh • Cleveland • Detroit • Chicago • Minneapolis • Houston • Los Angeles



Color Dynamics

... Pittsburgh's scientific use of the energy in color improves working conditions—reduces eye fatigue, absenteeism and accidents—maintains quality and quantity of production at high levels.

Time studies show COLOR DYNAMICS increases plant efficiency at SKILSAW!

IT IS not surprising that production executives and workers alike have expressed great interest in Pittsburgh's system of COLOR DYNAMICS.

Actual experiences have shown that in plants utilizing this painting method, labor and management have benefited alike. Continuity of employment is increased, efficiency of operation is improved. Quality and quantity of production are maintained at high levels.

COLOR DYNAMICS is based upon the scientific fact that the *energy in color* has influenced the physical, mental and nervous systems of normal human beings.

Characteristic of the benefits produced by COLOR DYNAMICS are the results in the plant of Skilsaw, Inc., of Chicago, Ill., makers of portable electric and pneumatic Skiltools of various types.

"By actual time studies," writes Bolton Sullivan, president of Skilsaw, Inc., "we have found increased efficiency and fewer accidents as well as improved morale among our employees since we painted our plant according to COLOR DYNAMICS.

"Use of focal and eye-rest colors permit the worker to see his job better. Eye fatigue is lessened. Accident hazards are reduced.

"Another benefit is the attitude of our distributors. Many of our 1100 distributors visit us frequently. All who see our plant are now more favorably impressed by the neat, clean and attractive appearance of our production facilities. They know we build a better product by being just as particular about our plant as we are about the quality of our merchandise."

Why not try COLOR DYNAMICS in your plant—on a machine or two or in one department? See the difference it makes in volume and type of output.

Write for a FREE copy of our new and enlarged booklet which explains simply and clearly the principles of COLOR DYNAMICS and how many industries have made use of them. Pittsburgh Plate Glass Company, Paint Division, Dept. ST-3, Pittsburgh, Pennsylvania.

Paint RIGHT with Color Dynamics Paint BEST with Pittsburgh Paints!

The benefits of COLOR DYNAMICS are made more enduring when you use Pittsburgh long-lasting high-quality paints. There's a Pittsburgh Paint for every industrial need.

WALLHIDE—available in three types: **PDX**—extra durable finish can be washed frequently without streaking or spotting; **SEMI-GLOSS**—with higher sheen; **FLAT**—a velvet-like finish that is beautiful and restful. These paints are enriched with Pittsburgh's exclusive "Vitalized Oils" which keep film live, tough, elastic.

WATERSPAR ENAMEL—for woodwork, furniture or metal trim. Brushes out to a rich, smooth gloss that resists marring and abrasion.


FLORHIDE—for floor surfaces. Quick-drying, tough, can be scrubbed frequently with soap solutions.

LAVAX MACHINERY ENAMEL—a tough, durable finish which is impervious to oil, grease, grime or dirt.



PITTSBURGH PAINTS

PITTSBURGH PLATE GLASS COMPANY, PITTSBURGH, PA.
PITTSBURGH STANDS FOR QUALITY PAINT AND GLASS



Electro

HIGH SPEED CUT-OFF WHEELS

Fast and smooth, Electro HIGH SPEED CUT-OFF WHEELS wade into tool-bit stock, brass and everything in between, to shorten cutting-off time from minutes to *seconds!* Here, again, Electro HIGH SPEED Wheels reduce a preparatory step to a mere incident in metal working. We'll gladly give you an *on-your-job* demonstration by appointment.

ELECTRO REFRACTORIES & ALLOYS CORPORATION

REFR. • REFRACTORIES • CEMENTS • CRUCIBLES
GRINDING WHEELS

344 DELAWARE AVE. • BUFFALO 2, N. Y.

West Coast Warehouse—Los Angeles

Full-color illustrations and detailed technical information on basic abrasives and the grinding wheels into which they are formed, make our new Grinding Wheel Manual the most talked-of catalog in industry! May we send you one? It's yours for the asking.

Electro ^{HIGH SPEED} GRINDING WHEELS
STRONG! • SAFE! • EFFICIENT!



HOUSING PROJECT

..... **FOR DUST**

This self-supporting butt welded steel dust collector, 250 feet high, was built by Ingalls for the National Carbide plant at Louisville, Ky. It is the largest structure of its kind in the nation.

Consult Ingalls for your fabricated steel needs, large or small. Complete erecting service provided, if desired.

INGALLS
STEEL

THE INGALLS IRON WORKS COMPANY
THE INGALLS SHIPBUILDING CORPORATION
The Steel Construction Company, Birmingham Tank Company. Offices at
BIRMINGHAM, Pittsburgh, New York and New Orleans. Fabricating plants at
Birmingham and Pittsburgh. Shipyards at Pascagoula, Miss., and Decatur, Ala.



WELDING AUTOMOBILE HOODS

by the hundreds

faster, cleaner with . . .

It's sheer performance—not casual selection—that makes "SM" first choice for welding automobile hoods. Comparative tests, made by a leading builder of quality cars, again showed "SM" first in speed, quality and appearance.

On jobs like this, welds have to look right as well as be right. Hoods are formed from two halves welded along the top. The slight crown of the bead minimizes finish grinding and eliminates additional surface preparation.

"SM" provides every desired operating characteristic. It's fast—"SM" is a true production electrode. "SM" eliminates the hazard of "burn-throughs" and "suck-ins." Slag removal is easier.

P&H

"SM"

FOR SHEET METAL
WELDING

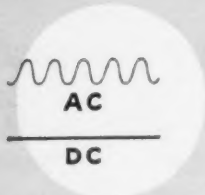
(CLASS AWS-ASTM-E6013)

"SM"

TRIAL OFFER

Try this remarkable electrode in your own shop, on your own work—without cost or obligation. Simply write for a free trial package of "SM." You, too, will agree that "SM" is America's outstanding electrode for sheet metal welding.





AC OR DC—Yes, whatever your machines, AC or DC, whatever your work, "SM" performs perfectly. It's the true production electrode for welding thin gauge metals.



LOWER PENETRATION — You get less penetration—the desired amount of penetration with "SM." Gone are your troubles of "burn-throughs" and "suck-ins." Use "SM" on metals down to 20 gauge.



"DROP OFF" SLAG — A really unusual and important feature of "SM" — main reason why one of America's largest light gauge fabricators uses it exclusively. Slag removal is no problem with its "drop off" characteristic.

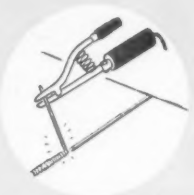
"SM" gives you—

CONVINCE YOURSELF—TRY "SM"

SPRAY TYPE ARC—Specially developed coating gives "SM" ideal concentrated spraying action for faster, smoother, stronger welds on all positions.

OTHER POPULAR P&H MILD STEEL ELECTRODES

There's a production approved electrode for every requirement in the complete P&H line. Below are just a few. Get complete information from your P&H representative or write us.



REDUCED SPATTER LOSS—The extremely small amount of spatter greatly increases welding efficiencies of "SM."



ALL-POSITION — Whatever you're fabricating — auto or truck bodies, tanks, furniture, window frames, etc., you can weld them in any position. All-position welding rounds out "SM's" versatility — makes it an electrode you can't afford not to use.



FLAT, THIN BEAD—Another important advantage: Its very smooth, flat bead. Say goodbye to "humped" or convex bead that requires expensive grinding, careful finishing.

"AP" - AWS - E-6010
(DC, Reverse Polarity)

"AC-1" - AWS - E-6011
AC and DC

"PF" - AWS - E-6012
AC and DC, Straight Polarity

"AC-3" - AWS - E-6013
AC and DC

"FW" - AWS - E-6020
AC and DC

"DH-2" - AWS - E-6020
AC and DC

"CM-50" - AWS - E-7011
AC and DC

"AW-4" - AWS - E-10012
AC and DC

"AW-2B" - AWS - E-10020
DC, Reverse Polarity

P & H
WELDING ELECTRODES
4411 West National Avenue
Milwaukee 14, Wisconsin

HARNISCHFEGER CORPORATION

WELDING ELECTRODES - MOTORS - HOISTS - ELECTRIC CRANES - ARC WELDERS - EXCAVATORS

Also a complete line of P&H Electrodes for stainless and alloy steels, as well as for hard surfacing.


AMERICA'S MOST COMPLETE ARC WELDING SERVICE.



DC Welders




AC Welders



Welding Electrodes



Welding Positioners



Welding Production Control Systems




Electric Hoists



Electric Cranes



BEARINGS



You can't go wrong when you get your bearings from the \$23,000,000 stock now being sold by WAA. Friction and anti-friction bearings and components—all sizes and types—all unused and in top condition. Set your own price on what you need. Your nearest WAA Regional Office will give you all pertinent information on the sale and will assist you to make an inspection before submitting your bid.

Sales of Bearings will be held at frequent intervals. To receive information on future sales, write to the Regional Offices listed below asking that your name be placed on their mailing lists.

BOSTON • CINCINNATI • CHICAGO • CLEVELAND
ST. LOUIS • LOS ANGELES



OFFICE OF GENERAL DISPOSAL

 **WAR ASSETS ADMINISTRATION**


Offices located at: Atlanta • Birmingham • Boston • Charlotte • Chicago • Cincinnati • Cleveland
Dallas • Denver • Detroit • Fort Worth • Helena • Houston • Jacksonville • Kansas City, Mo. • Little Rock
Los Angeles • Louisville • Minneapolis • Nashville • New Orleans • New York • Omaha • Philadelphia
Portland, Ore. • Richmond • St. Louis • Salt Lake City • San Antonio • San Francisco • Seattle • Spokane • Tulsa



1021



*Operators can
see in any
direction
from the Cab of
Industrial
BROWNHOIST
Cranes*




Mother Nature gave the owl a great advantage when she endowed him with the ability to see through 180° and thus command a greater field of vision for his safety and work. But Industrial Brownhoist gives the locomotive crane operator an even greater advantage—the ability to see through 360°. With this full-circle vision—front, back, and both sides—the I.B. locomotive crane operator can see instantly in every direction without backing the crane or swinging the cab around. That means safer, faster, more efficient materials handling. Added to this great advantage are outstanding I.B. engineering and construction refinements, including positive response to air-operated controls located at the operator's finger-tips; roller bearings at all essential points; rotating and travel friction disc clutches with one-point adjustment; 14" safety clearance between rotating bed and car body; and one-piece cast steel bed. You can depend on I. B. locomotive cranes for faster, safer, more profitable materials handling with hook, magnet, or bucket. Write for complete particulars.




INDUSTRIAL BROWNHOIST BUILDS BETTER CRANES

INDUSTRIAL BROWNHOIST CORP. • BAY CITY, MICH. • District Offices: New York, Philadelphia, Cleveland, Chicago • Agencies: Detroit, Birmingham, Houston, Denver, Los Angeles, San Francisco, Seattle, Vancouver, B.C., Winnipeg, Canadian Brownhoist Ltd., Montreal, Quebec.



are you a prospect for a fog horn?

This Lectrodryer Dewpoint Tester will warn you of high humidities. Costs only \$15. f. o. b. Pittsburgh.



A drop in the temperature reduces the atmosphere's capacity to hold moisture. So a fog settles down. Fog horns sound their warning.

Unfortunately, manufacturers don't often get this visible and audible warning that their processes are surrounded by too high a humidity. They learn the hard way—materials refuse to flow smoothly in chutes and conveyers, processes

go wrong and products are inferior, or they deteriorate in storage.

Determine where moisture is causing you trouble. Then control those humidities with the help of a Lectrodryer; there's a standard machine ready to take over the job.


For advice on DRYing air, gases or organic liquids, get in touch with Pittsburgh Lectrodryer Corporation, 323 32nd Street, Pittsburgh 30, Pa.




LECTRODRYERS DRY WITH
ACTIVATED ALUMINAS

LECTRODRYER

REGISTERED TRADEMARK U. S. PAT. OFF.

Automatic controllers work with this Lectrodryer to hold down humidities.





DETAILS of JOB

Procedure:

Grip in 3 holes in web with 3 chuck jaws.

Machine as follows:

- 1st T.F.—Drill hole.
- 2nd T.F.—Rough turn O.D.; face both sides at rim; face one end of hub; chamfer hole.
- 3rd T.F.—Bore hole; turn O.D.; face rim.
- 4th T.F.—Ream hole.
- 5th T.F.—Size turn O.D.

This

P & J
4-D

AUTOMATIC

... like all P & J Machines ... is easily tooled for fast, accurate production ...

Small or medium size parts, as represented by the cast iron crank gear shown here, can be duplicated efficiently and at low cost on the P & J 4 D Automatic. The inherent versatility on tooling which characterizes all P & J Automatics makes it possible to provide setups which assure the maximum in productivity. The sturdiness, stamina and power of all P & J machines are such as to

permit fast feeds and speeds and the utilization of carbide tools to greatest advantage.


In cases where lot size & production demands warrant a double spindle setup, P & J is prepared to meet requirements with two spindle machines in three different sizes.

Call on P & J for assistance on any problem involving the production of duplicate parts.

POTTER & JOHNSTON MACHINE CO.

Pawtucket, Rhode Island

What's the story
behind Du Pont's
improved degreasing
solvent?



1. FOR MANY YEARS, under various trade names, Du Pont Trichlorethylene and Perchloroethylene solvents for metal cleaning have served American industry successfully. If you have used vapor degreasing solvents in your plant, no doubt you have used these solvents made by Du Pont.

2. NOW Du Pont has developed *new and improved* Trichlorethylene and Perchloroethylene — the same fine solvents, but **BETTER THAN EVER**, thanks to various technical improvements. These are the best Vapor Degreasing solvents we've ever made — the best we know how to make. Use them with complete confidence and assurance for all metal degreasing work. We believe they'll serve you *better!*



3. LOOK TO the service offered by Du Pont and by distributors of Du Pont solvents to help you conserve your solvents through effective and economic operation. Send *today* for your copy of "Metal Degreasing—Standard Practice." E. I. du Pont de Nemours & Co. (Inc.), Electrochemicals Department, Wilmington 98, Delaware.

**DU PONT SOLVENTS
for VAPOR DEGREASING**

BETTER THINGS FOR BETTER LIVING...THROUGH CHEMISTRY

**SOLD NATIONALLY
THROUGH DISTRIBUTORS**



With a **THEW-LORAIN** you can *Go and Get It!*

Lorain "Travel Service" Matches the Mounting to Your Job Requirements



CRAWLER—If crane operation is confined to a limited area where only short moves are required and ground conditions are not always of the best, a crawler mounting is your logical choice. Lorain crawlers provide 2 speeds in both forward and reverse. Operator can steer in either direction or pivot turn with the turntable in any position. A perfect combination of power, traction and unlimited maneuverability in the $\frac{1}{2}$ and $\frac{3}{4}$ yd. classes.

MOTO-CRANE—Moves at motor truck speeds, enabling you to extend efficient, low cost crane service to dozens of widely scattered jobs in one or more yards. These are rubber-tired, two-engine units. Turntable unit powers all crane operations. Chassis engine propels entire unit—up to 30 M.P.H. on the road—with low-speed power for off-the-road going or heavy tows, moving cars, etc. 4 or 6 wheel mountings, with or without front wheel drive; handle up to 20 ton lifts.



SELF-PROPELLED—Economical, localized on-the-job mobility for storage yard, dock and siding service. This one-man operated, single-engine unit travels at speeds up to 7 M.P.H. and features air steering for easy maneuverability. Choice of 4 or 6 wheel mountings with or without front wheel drive. Forward utility platform is provided on carrier.




Your Lorain unit can be quickly adapted to handle any and all of these jobs:

Magnets, Clamshell, Dragline, Skips, Grabs, Slings, Grapples, Skull Crackers, Hook Blocks, Tongs, Clamps

Reg. Trade Mark
thew. Lorain

THE
THEW SHOVEL COMPANY
LORAIN, OHIO

CRANES • SHOVELS • DRAGLINES • MOTO-CRANES



**When these "Twin Screw" Propellers
made their bow... America was
using "Standard" products**

The twin screws that drive America's latest, finest ships aren't a recent invention. John Stevens built several steamboats before Fulton's Clermont stole the show, and in 1802 he produced the propellers illustrated here with the engine and tubular boiler. Years elapsed before the screw propeller came into general use... but it stands as an important milestone in industrial development.

While Stevens' propellers were still an exciting novelty, Freedom Forge, direct ancestor of Standard Steel, had already served industry for 7 years. Today, at the same location, Baldwin's Standard Steel Works Division brings 152 years of accumulated experience to bear on quality forging and casting production. Facilities permit the production of all types of steel castings from

5 pounds to 100,000 pounds, and forgings up to 25 tons in weight.

For an easy and profitable solution to your forging and casting problems, you should "Standardize on Standard." The Baldwin Locomotive Works, Standard Steel Works Division, Burnham, Pa., U.S.A. Offices: Philadelphia, New York, Chicago, St. Louis, Washington, Boston, San Francisco, Cleveland, Detroit, Pittsburgh, Houston, Birmingham, Norfolk, Seattle.



BALDWIN


FORGINGS AND CASTINGS

**Standardize on "Standard" for your Forgings and Castings
Car Wheels • Crane Wheels • Tires • Rings • Steel Castings • Forgings**

SINCE 1795

BUILT BY **MORGAN**
Engineering

MORGAN 12-TON LOW TYPE OPEN HEARTH FLOOR CHARGER




Illustrated is one of three Morgan 12-ton 27'-0" span Box Chargers on this open hearth floor. Trolley frame is a one piece steel casting. Girders are of heavy box section. End carriages are of fabricated welded box construction. Roller bearings are used throughout. Entire machine is of massive construction especially designed for taking heavy thrust loads. Morgan Chargers are built in a wide variety of sizes in both the low and high type to meet varied charging floor requirements.

THE MORGAN ENGINEERING CO.
ALLIANCE, OHIO. 1420 Oliver Building, Pittsburgh

DESIGNERS • MANUFACTURERS • CONTRACTORS • BLOOMING MILLS • PLATE MILLS • STRUCTURAL MILLS • ELECTRIC TRAVELING CRANES • CHARGING MACHINES • INGOT STRIPPING MACHINES • SOAKING PIT CRANES • ELECTRIC WELDED FABRICATION • LADLE CRANES • STEAM HAMMERS • STEAM HYDRAULIC FORGING PRESSES • SPECIAL MACHINERY FOR STEEL MILLS



modern cinder cars for modern steel plants



speed up your cinder handling operations

Pollock's modern cinder car design is the result of 50 years' experience in building this type of car. Made for air, steam, or electric operation, Pollock cinder cars are sturdily built of all-rolled welded steel construction. Operating equipment can be arranged to dump from either side, and trucks have A. A. R. standard wheels, axles, bearing brasses and springs. In addition, special end-thrust bearings can be provided where standard A. A. R. bearings wear too fast, or roller bearings of your choice can be provided. Cars can be equipped with K brakes or AB brakes. Cars can be built to handle any size pot up to railroad clearances available or to carry two pots if desired.

Pollock cinder cars are made in various sizes, designs and capacities, and are widely used throughout the iron and steel industries. Let Pollock advise you as to the type best suited to your individual plant requirements. Write or call today for complete information.

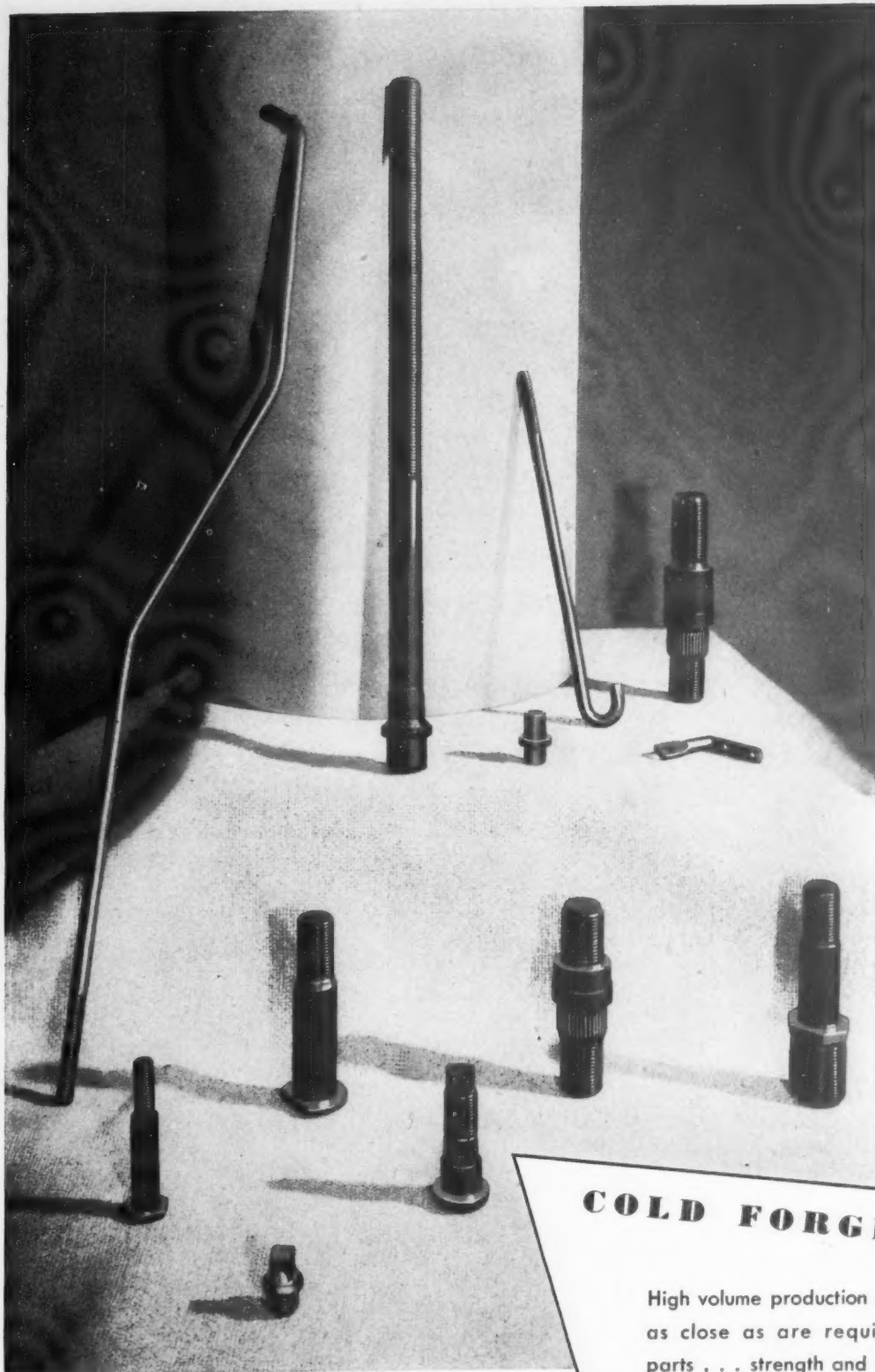


THE WILLIAM B. POLLOCK COMPANY

POLLOCK

YOUNGSTOWN, OHIO

STEEL PLATE CONSTRUCTION • ENGINEERS • FABRICATORS • ERECTORS • BLAST FURNACES • HOT METAL CARS AND LADLES
CINDER AND SLAG CARS • INGOT MOULD CARS • CHARGING BOX CARS • WELDED OPEN HEARTH LADLES • WELDED STEEL PRODUCTS



Allied
**WITH MASS
 PRODUCTION**

COLD FORGED PARTS

High volume production at low cost . . . tolerances as close as are required for most machined parts . . . strength and durability . . . "on time" delivery . . . are guaranteed by Allied's experience in producing cold forged parts. Quotations figured from your part prints will be submitted promptly.

**ALLIED PRODUCTS
 CORPORATION**
 DEPARTMENT 30

4628 LAWTON AVENUE DETROIT 8, MICHIGAN

SPECIAL COLD FORGED PARTS • STANDARD CAP SCREWS • HARDENED AND PRECISION GROUND PARTS
 SHEET METAL DIES FROM THE LARGEST TO THE SMALLEST • JIGS • FIXTURES • STEAM-HEATED PLASTIC MOLDS
 SPECIAL PRODUCTION TOOLS • R-B INTERCHANGEABLE PUNCHES AND DIES • DIE MAKERS' SUPPLIES



Knock-out blow to high production costs

Would you like to knock your production costs for a loop?

One way is to change to a more efficient grinding operation. Maybe your grinding methods are not as good as they might be. Maybe something better for your grinding machines will save you time and money. Maybe your grinding wheels can be improved.

For 58 years, men in your industry have been learning how to cut grinding costs by consulting Peninsular engineers. The opportunity is there for you, too.

Call in Peninsular engineers. They will study your grinding thoroughly. From this study, they will develop grinding wheel formulas for the best possible results at the lowest possible costs. *Every* Peninsular grinding wheel is specially made for its particular job.

The Peninsular Grinding Wheel Co.,
729 Meldrum Ave., Detroit 7. *Sales Offices:*
Chicago, Philadelphia, Boston, Buffalo,
Cleveland, Newark, Pittsburgh, Houston,
St. Louis, Cincinnati.

PENINSULAR

INDIVIDUALLY  ENGINEERED


GRINDING WHEELS

SINCE 1889

SPECIALISTS IN RESINOID BONDED WHEELS



This Peninsular hammer is made of several pictures of the same Peninsular surface grinding wheel.



Four years ago, this advertisement told of two Cooper-Bessemer Diesels in the ferryboat "City of Norfolk" . . . how the original pistons, rings, and liners had withstood over a million miles of piston travel during 13 years of constant 20-hour-a-day operation — and were actually ready for more! Incredible as it may seem, you can now add four more years to this amazing demonstration of Diesel endurance. Yes, Mr. Chas. U. Freund, able superintendent of Norfolk County Ferries, can tell you that in 17 years of completely satisfactory service, these two Cooper-Bessemer received only negligible maintenance. Now, completely overhauled after

all that time, they've started on goodness knows how many more years of top-flight performance! It's the Cooper-Bessemer story once again . . . a story we hope you'll bear in mind when next you are in the market for engines at their best.

The
Cooper-Bessemer
Corporation

MOUNT VERNON, OHIO — GROVE CITY, PENNA.

New York - Washington - Tulsa - Dallas - Seattle
St. Louis - Houston - Los Angeles - Shreveport
Calmes Engineering Company, New Orleans, La.



IN CONNECTION with your steel problems...

When the switchboard operator at Weirton makes your connection, you have a direct line to fast action on your steel problem. For Weirton is an integrated mill. Sales, metallurgy, production and shipping are closely coordinated "under one roof" to provide on-the-spot information, quick decisions, great flexibility of production.


Weirton's highly integrated operation enables us to give you faster, more specialized service on all the steels we make: Weirite, Weirzin, Weircoloy, Weiralead . . . hot and cold rolled strip, sheets and ternes . . . cold rolled spring steel . . . N-A-X High-Tensile.



WEIRTON STEEL CO.

WEIRTON, W. VA. Sales Offices in Principal Cities

Division of **NATIONAL STEEL CORPORATION**
Executive Offices, Pittsburgh, Pa.



TWO REASONS WHY you can chase threads UP TO 50% FASTER on a MONARCH

1—ELECTRIC LEAD SCREW REVERSE

for chasing either external or internal threads. Users have found it particularly valuable for internal threading of blind holes. Its outstanding superiority is the direct result of two features exclusive in the Monarch design. First, work rotation automatically stops at the end of each cut. Second, the mere twist of a convenient knob adapts the mechanism to chase either right or left-hand threads—or makes it inoperative, for greater operator safety when gauging or loading and unloading the workpiece.

With the electric lead screw reverse you'll be able to chase more accurate threads—and you'll be able to do it faster. The flip of one lever reverses the entire machine, returning the cutting tool to its starting position for the next cut. You can maintain perfect timing between the tool and the work. Automatic stops are provided in both directions of travel.

2—VARIABLE REVERSE SPEED CONTROL

mounted on the rear of the machine gives even greater speed in the operation of the electric lead screw reverse. With this control you can preset the reverse speed of the driving motor to *greatly accelerate* the return of the threading tool for the start of the next cut.

This is an exclusive Monarch feature—one that has enabled users to reduce floor-to-floor times by as much as 50 per cent on the longer threads.

These two exclusive Monarch attachments are typical of the many extras available on the Monarch 10" EE Sensitive Precision Toolmaker's Lathe—features designed to make the base machine exactly suited to your individual work requirements.

Regardless of the nature of your metal-turning needs, Monarch is ready with the latest designs, to give you peak production at a profit. May we talk it over?



Monarch
TURNING MACHINES

THE MONARCH MACHINE TOOL COMPANY • SIDNEY, OHIO

EDITORIAL STAFF

E. L. SHANER
Editor-in-Chief
IRWIN H. SUCH
Editor

WM. M. ROONEY
News and Markets Editor

D. B. WILKIN
Engineering Editor

J. D. KNOX
Steel Plant Editor

GUY HUBBARD
Machine Tool Editor

DON S. CADOT
Art Editor

ALLEN G. GRAY
Consulting Editor

ASSOCIATE EDITORS

W. J. CAMPBELL • F. R. BRIGGS
JAY DEEULIS • VANCE BELL
WALTER F. TOERGE • JOHN PARINA JR.

ASSISTANT EDITORS

H. C. TUTTLE • DOLORES K. BLAHA
HENRY J. HOLTZ • L. J. SKUDERIN
JOHN S. MORGAN • M. T. BORGERHOFF

RESIDENT EDITORS

E. C. KREUTZBERG
Washington Editor
T. N. SANDIFER
Associate Editor, Washington

B. K. PRICE
Eastern Editor, New York

L. E. BROWNE
Associate Editor, New York

E. F. ROSS
Chicago Editor

J. C. SULLIVAN
Pittsburgh Editor

A. H. ALLEN
Detroit Editor

VINCENT DELPORT
European Editor, London

EDITORIAL CORRESPONDENTS

R. W. KINCEY, Birmingham
L. C. FELDMANN, Buffalo
SAMUEL S. CARR, Cincinnati
MAC HUTCHENS, St. Louis
GEORGE R. REISS, Youngstown
MAURICE BEAM, Los Angeles
ROBERT BOTTORFF, San Francisco
R. C. HILL, Seattle
C. K. CATES, Dallas
F. S. TOBIN, Toronto
J. A. HORTON, Birmingham, Eng.
LEON JAUDOIN, Paris, France

MAIN OFFICE

Ponton Building, Cleveland 13, Ohio

BRANCH OFFICES

New York 17.....16 East 43rd St.
Chicago 11.....520 North Michigan Ave.
Pittsburgh 19.....2800 Koppers Bldg.
Detroit 2.....6560 Cass Ave.
Washington 4.....956 National Press Bldg.
Los Angeles 4.....130 N. New Hampshire Ave.
London.....2 Caxton St., Westminster, S.W. 1

Business Staff on Page 4

NEXT WEEK . . .

Photography in Machining
Mechanical Finishes for Aluminum
Obtaining Uniform Welding Results
Storing Engineering Materials
Blast Furnace Thermal Requirements

STEEL

The Magazine of Metalworking and Metalproducing

VOL. 120, NO. 10

MARCH 10, 1947

NEWS

★ As the Editor Views the News	55
Coal Strike Theat Deferred by High Court Ruling Against Lewis	59
★ Present, Past and Pending	61
High Steel Output To Ease Supply Pinch	62
Automotive Industry Holds First Place Among Leading Steel Users	63
Some Hope Held Out for Revival of Shipbuilding Program	64
RFC Seen Out of Metal Business by End of June	65
Production of Pig Iron Rises During January	65
Foundries Increasing Capacity	66
Warner & Swasey Plans Greater Diversification	67
★ Windows of Washington	68
Some Projected Plants Deferred on West Coast	72
Los Angeles Plants Severely Affected by Sheet Steel Shortage	72
Labor Government Prescribes More "Austerity" for United Kingdom	73
★ Mirrors of Motordom	75
Eastern Stainless Steel Corp. Boosts Capacity for Sheets	78
★ Briefs	79
★ The Business Trend	80
★ Men of Industry	82
★ Obituaries	87
★ Construction and Enterprise	158

TECHNICAL

Mobile Laboratory Measures Stresses in Loaded Steel Trailers	88
★ Seen and Heard in the Machinery Field	90
Joining Magnesium Alloys—Part VII	90
Heat Treatment of High Speed Steels—Conclusion	92
Glass Fibers as an Engineering Material	96
★ Engineering News at a Glance	100
"Made-To-Order" Steel Buildings	102
★ Progress in Steelmaking—Blast Furnace Thermal Requirements—Part II	106
Measuring Force and Horsepower in Automobile Engines	120
★ New Products and Equipment	131
★ Helpful Literature	135

MARKETS

Inflationary Forces Pushing Prices Higher on Metallics	137
★ Market Prices and Composites	138
Prices Rise on Nonferrous Metal Markets	142

★ Index to Advertisers	168
------------------------------	-----

• Denotes regular features.

Why NICKEL Alloy Steels Are Specified for Giant Generator Shafts

Alloy steel containing two and a half percent Nickel along with small percentages of other alloying elements give the heavy sections of this turbine rotor shaft the strength, toughness and endurance so vital to dependable performance. A yield strength of 80,000 p.s.i. combined with reduction of area consistently exceeding 36% in both radial and transverse directions was achieved in this heavy section.

PHOTO COURTESY OF GENERAL ELECTRIC CO.




HEADED FOR THE LARGEST TURBO-GENERATOR OF ITS TYPE IN THE WORLD

This 75,000 pound Nickel alloy steel rotor shaft will serve in a new record size turbine generator rated at 100,000 KW, 77 feet long, 17 feet wide and designed for inlet conditions of 1250 p.s.i. and 1000° F.



Over the years, International Nickel has accumulated a fund of useful information on the selection, fabrication, treatment and performance of engineering steels, stainless steels, cast irons, brasses, bronzes and other alloys containing Nickel. This information and data are yours for the asking. Write for "List A" of available publications.

THE INTERNATIONAL NICKEL COMPANY, INC. 67 WALL STREET
NEW YORK 5, N.Y.



AS THE EDITOR VIEWS THE NEWS

March 10, 1947

Big Job Ahead

Britain's White Paper, "Economic Survey for 1947," presented by the Labor government to Parliament on Feb. 21, is the most important document that has been released officially by a leading nation in a long time. It outlines frankly the deterioration of economic conditions in a country which for a century has held a strong balance of power in world affairs. It warns the British people that unless certain important correctives are applied soon, "we may never restore the foundations of our national life."

As one reads in the White Paper of the factors contributing to the present crisis and of the desperate measures proposed to combat it, and realizes that the situation is so grave that Britain must give up commitments throughout the world that have been highly advantageous to her, one recalls Winston Churchill's often-repeated retort that he had received no mandate from his majesty's subjects to liquidate the British Empire. Mr. Churchill was right in saying that the people had not given him a mandate; nevertheless, a force more powerful than the will of the people was operating. It was the economic law which decrees that one cannot have his cake and eat it too.

Consequently, Britain must withdraw from some of her farflung outposts. A day may come soon when it no longer can be said that the sun never sets on the British flag.

The repercussions of these withdrawals will hit the United States violently. Every spot on the world's surface that is abandoned by Britain immediately will become a vacuum into which will flow an administrative authority that is either pro-USSR or pro-USA. Britain's weakness will throw a tremendous additional burden upon our nation, if the influence and prestige of the Western powers are to be preserved.

American industry has an important stake in decisions which our government must make in meeting this crisis. Whether we decide to bolster Britain financially so that she can carry on in areas from which she threatens to withdraw or whether we decide to take over where she steps out, the result will be new responsibilities in foreign affairs that will dwarf anything we have ever known.

Destiny has thrown us into a position of potential world leadership for which we are poorly prepared. The sooner we appreciate this fact and realize that the unprecedented responsibility is matched by unparalleled opportunity, the sooner we will get started on what will prove to be the biggest task of all time.

IMPORTANT DECISION: In a welcome departure from its practice of handing down decisions on Mondays, the Supreme Court last Thursday surprised everybody by announcing its ruling in the John L. Lewis-United Mine Workers case.

A majority of the court upheld the decision of the district court which found Mr. Lewis and the union guilty of criminal and civil contempt. The fine of \$10,000 assessed against Mr. Lewis remains unchanged but the fine of \$3,500,000 issued against the union was to be reduced to \$700,000 if the union

shows within five days that it has fully complied with the lower court's order. This means that to escape the higher fine the union must withdraw unconditionally the notice it sent to Secretary of Interior Krug terminating the Krug-Lewis agreement. The majority also declared that there is nothing in the Norris-LaGuardia Anti-injunction or the War Labor Disputes Acts to prevent the government from protecting the public interest as in this instance.

An ironic aspect of the decision, from the standpoint of Mr. Lewis, is the fact that a court appointed

(OVER)

AS THE EDITOR VIEWS THE NEWS

largely by a President who was placed in office with the help of liberal financial assistance from the miners' union has ruled against that union and its leader.

The decision revives faith in the processes of justice and helps to postpone a threatened stoppage in coal output. —p. 59

FOUNDRIES EXPANDING: Our sister publication, "The Foundry," has completed a survey of the foundry industry based on reports from more than 1500 casting plants in the United States and Canada. It shows that foundry capacity, although expanded substantially during the war and early postwar period, will be further increased by more than 16 per cent in 1947.

About 65 per cent of all foundries have on order or expect to buy new equipment this year. Purchases are greatest in the nonferrous and gray iron fields. Analysis of the type of equipment being ordered indicates that foundrymen not only are seeking additional capacity, but also are modernizing for greater efficiency and for the purpose of providing working conditions that will be more attractive to foundry workers than in the past.

The expansion is based upon the expectation that foundry operations will average better than 85 per cent of capacity during the next five years. —p. 66

RELIEF IS IN SIGHT: Consumers who are moving heaven and earth in attempts to obtain enough steel to keep their plants going are likely to view steel capacity from an angle that is quite different from that from which producers must consider expenditures for increased capacity.

From the long-range viewpoint, the outlook for steel supply is encouraging. In fact, the short-term prospect would not be too bad if one could count on a continuance of steel production at present levels. At current rates of output, steel ingot production in 1947 would be about 85 million tons, which would mean 60 million tons of finished steel—a peacetime record.

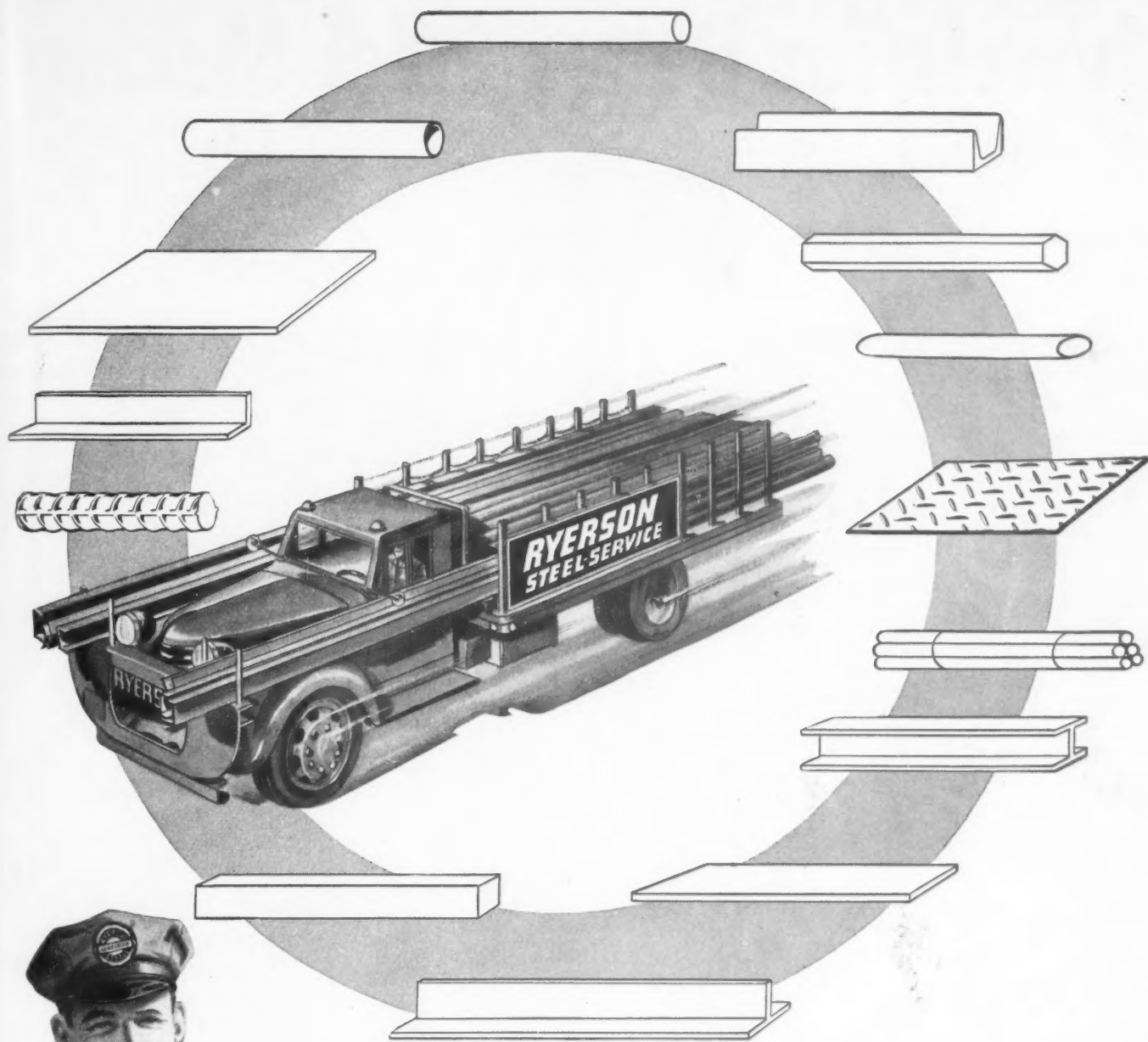
Steel producers expect to spend \$448 million in 1947 for expansion and improvement of facilities. This is in addition to \$300 million spent for like purposes last year. Meanwhile, new capacity is coming into operation and sustained high-level activity is helping operators to get more tonnage out of existing equipment.

Relief is not too far distant. —p. 62

SIGNS OF THE TIMES: In spite of acute shortages of sheet, strip, pig iron, coke, copper, lead and standard parts, automobile manufacturers have been turning out automobiles and trucks at a rate of better than 100,000 units per week for three consecutive weeks. Significantly, this output, which corresponds to an annual production of 5 million units (p. 75), is being accomplished with a working force that is perceptibly smaller than that employed last fall when assemblies were considerably below current levels. . . . Between Nov. 20 and Dec. 31 OPA discharged 15,000 employees. A recent check (p. 68) indicates that 91 per cent of those dismissed have found jobs in private industry. . . . High cost of construction has caused numerous manufacturers in northern California to shelve building and expansion plans (p. 72) until conditions are more favorable. . . . A Cincinnati lathe manufacturer has hit upon a novel use of cellophane sheets, printed in color, to show the "anatomy" of its product. Each of five double cellophane sheets shows front and back views of successive layers or details of construction (p. 90), permitting the prospective buyer to obtain an excellent idea of the important features of the lathe. . . . Recent newspaper advertising of the revolutionary design of the Tucker automobile (p. 76) focuses attention upon activities in the former Dodge Chicago engine plant, where preliminary work on the new car is in progress. . . . Glass fibers may rate as an engineering material to be reckoned with in the future. It possesses the greatest tensile strength-weight ratio (p. 95) of any commercial material either occurring in nature or synthesized by man. . . . United States Employment Service says that labor turnover is declining steadily (p. 80), indicating more stable conditions. In December, industrial workers quit jobs or took new ones at the lowest rate since early in the war. Quit rate was 29 per thousand employees. . . . Outcome of the Moscow conference, which begins this week (p. 68), can be important to American industry. Any solution of the German problem, or of any other issues discussed by the diplomats, will clarify in some degree the extent to which our nation will be called upon to carry on occupation, relief and rehabilitation work throughout the world. When the dimensions of this job are more clearly defined, we will have for the first time since the war a chance to do some realistic figuring on our tax burden for the next decade or more.



EDITOR-IN-CHIEF



when it comes to steel—

Our Business is YOUR Business

For more than a hundred years, each step forward in American industrial methods has been faithfully reflected in the specialization and development of Ryerson steel. With the coming of each new manufacturing technique, the scope of Ryerson stocks has been increased to include the potential requirements of the operation. And Ryerson service methods have been steadily developed to meet the ever-growing demand for speed and dependability.

During these days of critical shortages, Ryerson policy of prompt personal attention to each order remains the same. Whether your requirements are measured in pounds or tons, they receive the immediate consideration of

experienced steel men. And if the steel you need is not readily available from stock, every effort will be made to find an alternate to serve your purpose.

So contact Ryerson when the continued progress of your operation depends on steel. Whether your business consists of a one-room machine shop or an industrial empire, you are always assured of our fullest cooperation and the benefit of unequalled service facilities.

Joseph T. Ryerson & Son, Inc., Steel-Service Plants: New York, Boston, Philadelphia, Detroit, Cincinnati, Cleveland, Pittsburgh, Buffalo, Chicago, Milwaukee, St. Louis, Los Angeles.

RYERSON STEEL

Jewels for Better Steel Making



Twenty tons of polished perfection—carefully ground as any diamond, even more precisely shaped. Destined for “setting” in one of Inland’s giant rolling mills, this finished roll is the product of weeks of painstaking craftsmanship—a combination of power and precision to roll “accuracy” into your Inland Steel—the finest.

Inland engineers and metallurgists are constantly improving the quality of Inland products . . . expanded facilities are pushing production rates to new levels . . . to more completely meet your demand for Inland Steel as soon as possible.

INLAND STEEL COMPANY
38 S. Dearborn St., Chicago 3, Illinois

Sales Offices: Detroit, Indianapolis, Kansas City,
Milwaukee, New York, St. Louis, St. Paul

**INLAND
STEEL**



Coal keeps moving to supply consumers' demands for about 55 million tons monthly, necessitated by current high industrial activity. Last week's Supreme Court decision upholding the injunction against John L. Lewis and the United Mine Workers obviates the threat of a mine strike Apr. 1

Coal Strike Threat Deferred by High Court Ruling Against Lewis

No stoppage likely before June 30 when government must return mines to private operators. Owners and union to attempt to negotiate new contract. Decision brightens prospects for continued high metalworking activity

PROSPECTS for continued high and uninterrupted metalworking operations throughout the first half year were enhanced last week by the Supreme Court's surprise decision reaffirming the contempt citation against John L. Lewis and the United Mine Workers.

Washington and industry observers believed the decision obviated the threat of a new coal strike for the duration of federal control of the mines, or until July 1. Coal Mines Administrator Collisson stated he believed "prospects are good" that there will be no coal strike this year.

Prior to the court's decision, the specter of a new coal walkout Apr. 1 had

hung heavily over the steel and metalworking industry. Had the court ruled in Lewis' favor, as many had expected, the way would have been open for another coal strike. Such a stoppage would have come at a time when coal stocks are much lower than at the start of the two strikes in 1946. Present coal reserves are estimated to be equal only to 27 days' operations, compared with 42 days' supplies at the start of the April-May strike last year and to 37 days' supplies at the beginning of last November. Had Lewis been able to call a new strike Apr. 1, the brakes would have been slammed on industrial activity with much greater impact than

was the case in either of the 1946 strikes.

The action of the Supreme Court caught all interested parties off guard. Usually the court hands down decisions only on Mondays. However, when the court convened for a regular argument session on Thursday, Mar. 6, Chief Justice Vinson read the majority decision upholding the contempt citation against Lewis and the UMW handed down in December by Federal District Court in Washington. The Supreme Court also upheld the \$10,000 fine assessed against Lewis personally. The \$3,500,000 fine levied against the union was reduced to \$700,000 on condition that it complies with the lower court's order within five days. Otherwise, the union must pay an additional fine of \$2,800,000.

"The defendant union," Chief Justice Vinson said, "can effect full compliance only by withdrawing uncon-



Coal being loaded for export at the Chesapeake & Ohio's low level pier at Newport News, Va. Last year's mine strikes interfered with shipments to war-devastated Europe, retarded industrial rehabilitation abroad

ditionally the notice given by it, signed by John L. Lewis, to J. A. Krug, Secretary of the Interior, terminating the Krug-Lewis agreement as of midnight Nov. 20 and by notifying, at the same time, its members of such withdrawal."

The court held that neither the Norris-La Guardia Anti-Injunction Act nor the War Labor Disputes Act prevents the government from taking any of the actions that it did take.

Justices Murphy and Rutledge wrote dissenting opinions. A concurring opinion was written by Justice Frankfurter. Opinions partially concurring and partially dissenting were written by Justices Black and Douglas.

Immediately following the Supreme Court action, machinery was set in motion to start negotiations between the coal mine operators and the union in an attempt to reach an agreement before June 30 when the government must return the coal mines to the owners, due to expiration of the Smith-Connally Act. The mines have been under government control since last May when they were seized to end the two month spring

strike which had virtually paralyzed the country and had cut steel mill operations from a prestrike rate of 90 per cent to 43 per cent of capacity.

Coal mines operators last week announced they were ready to meet with Lewis and other UMW negotiators at any time the government called them. The operators believed the Supreme

	Feb. 1, 1947	Apr. 1, 1946	Nov. 1, 1946
Total stocks (net tons)	49,114,000	58,531,000	55,076,000
Day's Supply			
Steel and rolling mills	21	38	38
By-product coke	23	36	26
Other industrials	36	48	55
Railroads	24	39	30
Electric utilities	57	95	72
Average	27	42	37

Court ruling dissipates fears of a coal strike until June 30, but indicated that a walkout at that time would be probable unless a new contract had been signed between the UMW and the operators.

Few guesses were hazarded last week on the chances of agreement between Lewis and the operators before mid-year deadline for the return of the mines to private control. Obviously, Lewis' posi-

tion has been considerably weakened by the court's action. The strong public sentiment against uncontrolled union dictatorship, fanned by last year's strikes and reflected in last November's elections, also have helped to imperil the mine union boss' power.

The operators' position, on the other hand, appears to be somewhat stronger. They now have more public support than at any time in recent years. Congressional leadership is committed to enacting legislation to curb power of the labor unions and it is probable that such laws will be in effect by mid-year.

Southern coal operators have taken a stand against industry-wide agreements and have announced they will refuse to grant the health and welfare fund which the union won from the government. While the northern operators have been willing to negotiate, Lewis has refused to talk on a regional basis.

It is doubtful that Lewis will be able to retain all the benefits he won in the Krug-Lewis agreement in any new contract with the private operators. Retreat from a position which the miners consider already won would be decidedly embarrassing to the miners' chieftain.

If coal production continues at its present high level through the first half, stocks should be fairly comfortable by the end of June. Recent production has been close to 13 million tons a week. Consumption also is high, but some coal is being added to reserves. Rebuilding of stocks following last year's strikes, however, has been slow, as indicated by the following comparison of stocks on the eve of last year's strikes and on Feb. 1, latest date for which figures are available.

The coal industry has suffered heavily as result of the strikes of recent years. Some spokesmen for the industry estimate that the two stoppages of 1946 alone have cost the coal industry a permanent loss of 20 million tons annually. This resulted from conversions from coal to gas and oil for heating and from coal to diesel power for railroads. Public reaction to the repeated interruptions in

coal supply is expected to be felt for some time to come and will be reflected in a continuing trend toward conversion to other sources of heat and power.

Conceivably, this reaction may work heavily against Lewis and the United Mine Workers, as well as the coal industry. A few observers are predicting the mine workers union may go into a decline such as was experienced in the 1920s. When Lewis became head of the United Mine Workers in 1919, the union had more than 425,000 members, nearly 400,000 of which were dues paying. By aggressive action, the union grew in strength until 1922, succeeded in boosting miners' wages to \$7.50 a day. In 1922, the union struck for 117 days; the stresses set up by this long stoppage were severe and the union began to break up. Nonunion competition rose steadily and in the later 20s the union admitted defeat and released the various districts to make whatever agreements they could at whatever terms they could obtain. Until 1933, the United Mine Workers was only a shadow organization. In that year the New Deal and National Industrial Recovery Act put the UMW back in business and its resurgence was steady and rapid. Miners' wages increased from 50 cents an hour in 1933 to \$1.24 by 1945. When the government took over the mines last May, the miners were granted an increase of \$1.85 a day.

Today the miners are tired of strikes, although they still will walk out if Lewis orders. The high wages have increased the cost of coal and thereby weakened its competitive position. Public reaction to Lewis' high-handed actions which have resulted in cutting off the flow of coal is strong. Much of the pressure for restrictive labor legislation arose as result of last year's coal strike. These facts lead some observers to the belief that some changes in the policies and structure of the mine workers' union are not far in the future.

Gwynne Bill Passed by House by 345 to 56 Vote

Majority by which the House passed the Gwynne bill to outlaw portal-to-portal pay suits, 345 to 56, suggests the tenor of congressional feeling on other forthcoming labor legislation. The vote was unusually nonpartisan with 229 Republicans and 116 Democrats voting for passage. Favorable action by the Senate is anticipated.

Bill provides that henceforth, the courts shall not act upon any suit for wages claimed under federal law unless the wages are claimed for activities defined as work under a collective bargain-

ing agreement or by established custom or practice.

Bill provides that all wage claims that come under this restrictive phrasing must be taken to court within one year and claims that arose before the bill was passed must be taken to court within six months of passage. It is believed the bill as passed would bar virtually all back pay suits not yet in the courts.

Congressman Predicts Good Labor Laws Will Be Passed

Worth-while labor laws, containing badly needed reforms, will come out of this session of Congress, Congressman Fred A. Hartley Jr. (R., N. J.) predicted at a recent meeting of the New Jersey Foundrymen's Association, Newark, N. J.

Speaking on proposed federal labor legislation, he outlined various proposals under consideration by the House Labor Committee, but declared that in framing their proposals, the committee members are bearing in mind that the proposals must be of a nature sufficient to attract enough votes in Congress to over-ride a possible presidential veto once the legislation is whipped into shape.

The speaker remarked that the House Labor Committee insists that the right of free speech in labor matters be restored to management.

Charges Union Policies Prevent Free Bargaining

Industry-wide bargaining policies of the unions have just about deprived National Supply Co., Pittsburgh, of free collective bargaining, A. E. Walker, president, informs stockholders in a letter accompanying the company's annual report.

Mr. Walker declared that through industry-wide bargaining, the pattern of labor demands on the company "is fixed by negotiations to which we are not a party, in industries of which we are not a part."

"The Ambridge and Etna plants (of National Supply) are organized by the United Steelworkers of America-CIO, though these plants do not make steel; the Toledo plant by the United Automobile Workers-CIO, though it does not make automobiles; and the Torrance plant by the Oil Workers International Union-CIO, though it does not produce oil."

Present, Past and Pending

■ ELGIN WATCH DEVELOPS NEW ALLOY

ELGIN, ILL.—A new alloy for mainsprings which is expected to reduce watch repairs by 50 per cent has been developed by the Elgin National Watch Co. Known as Elgiloy, the new material combines eight elements, has potential applications in razor blades, stainless cutlery, surgical and dental instruments, gunsprings, jet propulsion gas turbine parts, automotive valve springs and electronics.

■ CONSOLIDATED STEEL TO FIGHT ANTITRUST SUIT

LOS ANGELES—Consolidated Steel Corp. has decided to defend a suit brought by the Justice Department seeking to block the proposed sale of its assets and business to Columbia Steel Co., United States Steel Corp. subsidiary, on grounds that it would violate the Sherman Antitrust Act.

■ HERBERT FARRELL SR. DIES IN FLORIDA

SANDUSKY, O.—Herbert Farrell Sr., 64, president, Farrell-Cheek Steel Co., died Mar. 3, in Palm Beach, Fla. He founded Farrell-Cheek Steel Co. in 1910.

■ UTAH TOWN BOUGHT BY U. S. STEEL

DRAGERTON, UTAH—This town of 605 modern buildings, constructed by the government during the war, to house the families of coal miners supplying fuel for the Geneva Steel plant, has been purchased by Geneva Steel Co., United States Steel Corp. subsidiary, from the War Assets Administration for \$1,553,000.

■ FRACTIONAL HORSEPOWER MOTOR OUTPUT GAINS

WASHINGTON—Shipments of fractional horsepower motors in 1946 totaled 19,546,599 units, according to the Civilian Production Administration. December shipments were 2,117,943, a gain of 150 per cent over January, 1946, shipments.

High Steel Output To Ease Supply

Demand-supply balance seen in few months if current heavy production pace is held. New steel facilities projected


ALTHOUGH the shortage of steel products continues acute, the view is increasingly being voiced in steel industry circles that if the current high rate of production can be maintained without interruption for a few months, supplies of steel products will soon balance, if not exceed, demand.

Currently the industry is producing ingots at the rate of 1,650,000 tons weekly, equivalent to 1,155,000 tons of finished steel. In the first two months of this year ingot output was estimated around 14 million tons, equal to 9,800,000 tons of finished products and should this rate continue over the remainder of the year ingot production for 1947 will total around 85 million tons with finished steel output close to 60 million tons.

Such production would be record-breaking for peacetime. As a matter of fact, it would fall only slightly below the wartime peak output in 1944 of 89,641,000 tons of ingots and 63,250,000 tons of finished products.

Critics of the steel industry in recent months have expressed the view steel-making capacity is not sufficient to care for the needs of consuming industry. However, steelmakers deny this, pointing out that while 1947 ingot capacity of 91,241,250 net tons is down 4,264,030 tons from the peak of 95,505,280 in 1945 when the war ended, the decline largely represents dismantling of obsolete facilities, and that actually with the efficient facilities now available being operated as close to capacity as conditions permit, capacity is as great as that during the war when considered from the practical standpoint of actual production.

This year the steel industry plans to spend \$448 million for additional facilities and improvements to existing plants. These expenditures will largely be for finishing and auxiliary equipment. In 1946 the industry expended over \$300 million on plant, and its yearly average of such expenditures over the past 10 years has been over \$200 million.



STEEL MILL POWER: A 2500-kilowatt generator under construction at the East Pittsburgh, Pa., works of Westinghouse Electric Corp. will provide power for an unnamed steel mill. A workman is smoothing rough edges inside the generator frame preparatory to final assembly. Acme photo

Indicative of what the industry has been doing in recent months in the way of enlarging facilities to care for the expanded steel demand of the postwar period, the United States Steel Corp. in 1946 added plant facilities and betterments costing approximately \$201 million, and at the beginning of this year planned similar expenditures totaling \$278 million. Large additions to finishing facilities are under way by virtually all of the steel producing subsidiaries of U. S. Steel. Major projects are on the Pacific Coast, at Lorain, O., Gary, Ind., and Birmingham, Ala.

Expenditures for additions and improvements by Bethlehem Steel Corp. last year amounted to \$64,431,470, and at the beginning of 1947 it had earmarked \$162,500,000 for completing construction already authorized.

Youngstown Sheet & Tube Co. expended \$3,700,000 on its properties in 1946 and at the beginning of this year had uncompleted appropriations of \$8,-

500,000 for improvements and additions. In addition the directors of the company have authorized expenditures for studies and engineering for expansion of facilities in the Chicago district. These plans call for very large expenditures, and the decision as to when to contract will depend on prices of equipment and construction costs, as well as ability to secure completion within a reasonable period. Frank Purnell, president, states the directors of the company have authorized a credit agreement with five banks to borrow \$20 million when needed within two years to finance the proposed expansion.

Crucible Steel Co. of America, New York, plans a 2-year expansion program involving expenditure of \$30 million. New mills for large-scale production of stainless steel sheets and strips are being installed, as well as expanded production facilities for bars, rods and special steel shapes. Commenting on the program, W. P. Snyder Jr., chairman, states it is de-

(Please turn to Page 156)

Automotive Industry Holds First Place Among Leading Steel Users

Takes 13.1 per cent of all shipments from mills in November against 12.7 per cent in October. Other major consuming outlets hold rank unchanged. Steel warehouses get 18 per cent of all mill deliveries in first 11 months of 1946

FIRST PLACE as a consumer of finished steel was retained in November by manufacturers of automobiles, trucks, parts and accessories, latest distribution report by the American Iron & Steel Institute shows.

In November, the automotive industry, excluding tractors, received 658,953 tons of finished products, raising its receipts for the first 11 months of 1946 to 5,149,505 tons, or 11.5 per cent of the total distribution of 44,437,968 tons. Of the total November distribution of 5,000,377 tons the auto industry received 13.1 per cent, compared with 12.7 per cent in October.

Compared with October, rankings of leading consumers remained unchanged through November. For the month, construction and maintenance retained second place with 461,196 tons; rail transportation was third with 386,326 tons; and the container industry continued in fourth place with 363,962 tons. However, for the first 11 months, the container industry placed third with total receipts of 3,721,505 tons and rail transportation was fourth with 3,384,378 tons. Construction and maintenance continued in second place, with receipts totaling 4,135,700 tons.

Steel warehouses received less ton-

nage in November than in October but inasmuch as total distribution in the shorter month of November also was

Steel Distribution Eleven Months, 1946

(Leading products of all grades, including alloy and stainless)

Market Classification	Net Total All Products (in net tons)
Converting and Processing	3,700,470
Jobbers, Dealers, Distributors	8,005,380
Construction, Maintenance	4,135,700
Contractors' Products	1,429,849
Automotive, excl. tractors	5,149,505
Rail Transportation	3,384,378
Shipbuilding	262,314
Aircraft	21,268
Oil, Gas Drilling	223,048
Mining, Quarrying, Lumbering	167,333
Agricultural	920,523
Machinery, Industrial Equip., Tools	2,095,288
Elect. Machinery, Equipment	1,028,606
Appliances, Utensils, Cutlery	1,096,701
Other Domestic, Commercial	1,238,288
Appliances	3,721,505
Containers	27,527
Ordnance, Other Military	5,255,865
Unclassified	2,574,420
Export	
Total	44,437,968

less than in October the percentage allotted to warehouses was unchanged, 16.2 per cent. The November receipts of warehouses were 810,221 tons, compared with 850,063 in October. Total amount received by warehouses in the first 11 months was 8,005,380 tons, 18 per cent of all finished steel.

Rankings of consuming industries in the first 11 months remained unchanged from a month earlier. They are: 1. Automotive, excluding tractors; 2. construction and maintenance; 3. containers; 4. rail transportation; 5. machinery, industrial equipment, tools; 6. contractors' products; 7. domestic and commercial appliances; 8. appliances, utensils and cutlery; 9. electrical machinery and equipment; 10. agricultural; 11. shipbuilding; 12. oil and gas drilling; 13. mining, quarrying and lumbering; 14. ordnance and other military; and 15. aircraft. These 15 classifications exclude warehouses, converters and processors and exports as not being end consumers.

Steel Production On Coast Well Above Prewar Mark

Pacific Coast steel production has increased three and one-half times over the prewar figure, according to Harvey Hewitt, vice president in charge of sales for Bethlehem Pacific Coast Steel Corp.

Before the war, the coast steel industry produced one million tons of ingots a year. Present production is 3.5 million tons. The U. S. Steel mill at Geneva, Utah, and the Kaiser mill at Fontana, Calif., account for the large increase.

Rapid expansion of Pacific Coast industry will be able to absorb the greatly enlarged steel output, says Mr. Hewitt.

Distribution of Steel Products—November, 1946

(In net tons of leading products of all grades of steel, including alloy and stainless)

Market Classification	Shapes	Plates	Hot Rolled Bars	Cold Finished Bars	Seamless Tubing	Drawn Wire	Hot Rolled Sheets	Cold Rolled Sheets	Coated Sheets	Hot Rolled Strip	Cold Rolled Strip	Total (All Products)
Converting and Processing	4,986	43,894	195,849	13,101	11,281	72,086	63,125	2,166	1,320	31,839	10,534	811,907
Jobbers, Dealers, Distributors	60,459	68,461	88,934	47,433	80,539	15,628	68,925	33,315	34,666	10,312	3,496	810,221
Construction, Maintenance	148,698	102,634	26,990	203	21,125	605	24,820	3,563	15,953	5,893	2,022	461,196
Contractors' Products	993	11,612	12,562	688	5,065	2,506	53,232	30,991	30,963	7,897	5,169	177,307
Automotive, excl. Tractors	3,750	25,707	134,604	24,369	2,425	18,670	156,619	189,097	8,980	45,310	23,137	658,953
Rail Transportation	46,354	55,205	33,518	476	1,030	326	22,556	1,805	2,582	3,066	355	386,326
Shipbuilding	4,030	20,147	1,460	182	89	66	1,469	441	702	151	7	29,220
Aircraft		95	178	644	117	2	152	166	138	241	170	2,200
Oil, Gas Drilling	2,404	5,401	7,165	591	4,653	7	874		58	61	3	25,914
Mining, Quarrying, Lumbering	1,015	3,873	5,102	312	51	185	1,457	288	91	128	18	19,396
Agricultural	4,294	6,364	37,017	5,122	102	3,259	10,449	3,720	8,403	8,466	366	91,989
Machinery, Industrial Equipment, Tools	20,324	58,791	62,279	25,873	8,845	7,821	27,541	4,393	1,914	11,291	5,157	259,031
Elect. Mach., Equipment	3,538	9,114	10,184	3,853	1,895	3,641	24,360	8,339	2,690	7,221	4,885	127,610
Appliances, Utensils, Cutlery	111	1,040	2,139	3,306	306	4,230	22,150	46,001	8,268	2,662	6,598	121,963
Other Domestic, Commercial												
Equipment	1,472	8,519	7,850	5,903	151	23,839	23,557	33,405	4,254	7,640	13,774	141,751
Containers	40	13,772	2,031		745	8,302	59,621	23,529	4,705	12,505	10,320	363,962
Ordnance, other military		108	270	234	2	30	59	27			8	850
Unclassified	25,170	24,598	100,448	13,053	38,132	41,356	47,558	48,631	7,258	4,395	44,614	604,281
Export	28,081	32,649	23,034	3,133	17,793	6,773	19,958	8,972	5,851	5,799	1,178	310,421
Total	355,719	491,984	751,614	148,476	194,346	209,332	629,482	438,849	138,796	164,877	131,811	5,404,498
*Less shipment to members of industry for conversion		26,186	87,126	255	10,835	12,937	37,694	107	172	21,301	3,267	404,121
Net Total	355,719	465,798	664,488	148,221	183,511	196,395	591,788	438,742	138,624	143,576	128,544	5,000,377

* All of these shipments were made to the group classified as "Converting and Processing."

Some Hope Held Out for Revival Of Ship Program

House committee expected to push for revival of shelved postwar building plans with industry's survival threatened

LAST WEEK brought a ray of hope for shipbuilders now completing the last few vessels left over from the huge war shipbuilding program and who are faced with disintegration of their business unless they get some help promptly.

"Unless we get some new business," one of them told STEEL last week, "we will be unable to keep the art of shipbuilding alive in this country."


The help that is in sight will come from the House Committee on Merchant Marine and Fisheries which concluded hearings on Feb. 25 on a bill to extend the authority of the Coast Guard to waive the provisions of a number of laws governing operation and equipping of ships. The Coast Guard was authorized, in the interest of mobilizing all possible shipping during the war, to waive application of these laws when, in its judgment, such action would not result in operation of unsafe vessels.

On the basis of testimony developed during the hearings, the committee has decided to make two recommendations to the House: 1—That, because of the present critical shortage of passenger and combination passenger and cargo vessels, the bill to extend the waiver authority be extended, and 2—that action be taken to get the postwar shipbuilding program started without delay.

Wants Program Re-activated

The committee is expected to ask particularly for action authorizing execution of the program laid down in 1944 and 1945 at the instance of the late President Roosevelt. This included some large passenger ships—3 for the Mediterranean, 2 for the South American, 2 for the Pacific and 1 for the North Atlantic trades. The Maritime Commission proceeded to the stage of actually letting contracts for some of these vessels when Reconversion Director John Steelman last summer ordered the whole program suspended. He gave two reasons—one that reduction in government spending was in order and the other that materials that would be required in building the ships was badly needed for the veterans housing program.

The House committee, which expects to get a ruling quickly for presenting



Enroute from Pittsburgh to the Gulf of Mexico, the AFDL-47, huge floating drydock, is shown here being maneuvered into the Dashiels Locks in the Ohio river below Sewickley, Pa. Built by the Dravo Corp., the craft is 448 ft long, 97 ft wide and 45 ft high. Unit is self-contained, having its own water distillation plant, diesel electric generators for lights and power

its recommendations in the well of the House, also is expected to make a recommendation that the Maritime Commission program laid down in 1937 but disrupted by the war be readopted in some form. The program adopted in 1937 called for construction of 50 ships a year over a 10-year period. The committee is expected to recommend a program calling for construction of a large number of smaller passenger and combination passenger and cargo vessels per year over a period still to be determined.

Unless Congress promptly adopts a policy of this kind, shipbuilding in this country will be in a bad way by the middle of 1947 and will be nonexistent by the end of the year, as the small number of ships still under construction rapidly are being launched and fitted.

Steel Company Protests Illinois Freight Rates

The Great Lakes Steel Corp., with plants in Detroit, and Terre Haute, Ind., has filed complaint with the Interstate Commerce Commission alleging that freight rates on iron and steel articles within Illinois are preferential to Illinois producers and discriminatory against Detroit and Terre Haute.

The Illinois Manufacturers' Association has filed with the ICC petition of intervention, stating among other things, that the underlying basis of freight rates

on iron and steel articles within Illinois has been in effect for more than 20 years and is founded on reasonable groups of origin and destination; and that any marked change in the underlying basis of making rates on iron and steel articles in the state would adversely affect the members of the association.

ICC Suspends Lower Steel Rate from Geneva to Coast

The Interstate Commerce Commission on Mar. 11 will hear oral arguments on Henry Kaiser's protest against the lower rail freight rate on steel from Geneva, Utah, to West Coast points which was scheduled to go into effect Mar. 1 but which Feb. 28 was suspended for a month by the ICC.

The suspension of the new tariff, which reduced rates 31 per cent on iron and steel shipments from Geneva, followed a petition by Mr. Kaiser and several leading eastern steel producing interests protesting that the new rate was discriminatory in favor of U. S. Steel Corp. which operates the Geneva steelworks.

The proposed rate reduction would lower the cost of shipping 100 pounds of steel from the Geneva-Salt Lake City area to Portland, San Francisco and Los Angeles from the present 70 cent rate to 48 cents. From Geneva to Seattle and Tacoma, Wash., the rate would drop from 76 to 54 cents.

RFC Seen Out of Metal Business By End of June

Expects to dispose of remaining inventory, except tin, by transfer to Bureau of Federal Supply or private sales

RECONSTRUCTION Finance Corp. will be virtually out of the metals business by June 30, 1947. By that time it will have disposed of most of its remaining inventory in two ways—by transferring it to the Bureau of Federal Supply, as stockpiling agent for the Army-Navy Munitions Board, or by sales to private industry in order to relieve deficiencies which harass civilian industry.

The single exception will be tin. Under directive of the Director of War Mobilization & Reconversion it will continue to bring in Bolivian tin concentrates and convert them into metallic tin at the Texas City, Tex., smelter.

On the basis of what various congressmen have said on the subject, the Reconversion office has good reason for believing that it is the will of Congress that the government-owned tin smelter be continued in operation until Congress determines its ultimate disposition. That, it is expected, will take the form of the sale of the smelter to private operators who would require a subsidy to enable them to meet foreign tin competition. Informed estimates are that this subsidy, on the basis of present costs, would have to be between 3 and 4 cents per pound of tin. Start on the necessary legislation is expected shortly.

The RFC has decided to shut down its smelter in Cuba which has been producing about 25 million pounds of nickel oxide annually for the alloy steel industry in the United States. A deal involving disposition of this smelter to the

Nicaró Nickel Co. now is being discussed. Nicaro, owned by the Freeport Sulphur Co., has been operating the smelter as agent for the RFC, on nearby ores owned by Nicaro.

Through its subsidiary, the Metals Reserve Co., since liquidated and merged into the RFC, the agency embarked in the metal business in June, 1940, when it started to buy tin and manganese ore for the defense program. Later the program was expanded to include some 50 metals and minerals, and altogether to date the RFC has spent a little more than \$3 billion for such commodities. It accumulated large stocks which were of vast assistance in relieving shortages that threatened to hamstring reconversion of war industries to produce civilian goods.

As to the Army-Navy Munitions Board stockpiles, the RFC has turned over metals and minerals valued at about \$200 million and this amount will be increased as fast as the Bureau of Federal Supply arranges for the necessary storage facilities.

The RFC stopped its buying program in the fall of 1946. It will continue to receive deliveries on outstanding commitments for another two years. These unfilled contracts involve principally copper, zinc and lead but the amounts still due are relatively small.

Principal items in the RFC metals and minerals inventory as of Jan. 31, 1947, were:

Copper	62,313 short tons
Metallurgical chrome ore and concentrates	206,476 long tons
Manganese ore	769,918 long tons
Tungsten	1,914,170 pounds
Vanadium	996,654 pounds
Antimony	4,339 short tons
Cadmium	588,192 pounds
Lead	40,697 short tons
Tin	47,740 long tons
Zinc	473,423 short tons

In addition, the inventory contains substantial quantities of a host of other metals and minerals—as aluminum, beryl, asbestos, barytes, cobalt, nickel, corundum, industrial diamonds, ferroalloys, fluorspar, graphite, magnesium, mercury, metals of the platinum family, etc.

Production of Pig Iron Rises During January

Output for month largest since March, 1945; industry operating at 90.8 per cent of capacity. Recovered from coal strike

PIG IRON production increased sharply in January, recovering fully from effects of the coal miners' strike in December and establishing a new high since March, 1945, according to the American Iron & Steel Institute.

The industry operated at 90.8 per cent of capacity in January, based on a revised annual figure of 65,709,200 tons compared with rated capacity of 67,340,590 in 1946. This compared with 69.9 per cent of capacity in December and only 46.2 per cent in January, 1946, when the strike of steelworkers was underway.

Production of pig iron totaled 5,071,369 tons in January, including 56,573 tons of ferromanganese and spiegeleisen, compared with 3,992,165 tons in December and 2,644,552 produced in January, 1946.

Canadian Steel Production Cut Slightly in December

Canadian steelmakers in December produced 235,159 net tons of carbon steel and shipped 221,341 net tons, while alloy steel produced amounted to 8632 tons with 7640 tons shipped. In November 238,868 tons of carbon steel were made and 238,778 tons shipped, with 7376 tons of alloy steel produced and 7769 tons shipped.

For 1946 Canadian steel mills produced 2,300,088 net tons of carbon steel and shipped 2,298,986 net tons. Alloy steel output was 75,442 tons with shipments of 73,180 tons.

		Blast Furnace Capacity and Production—Net Tons				JANUARY - 1947				
		ANNUAL CAPACITY		PRODUCTION		TOTAL		PERCENT OF CAPACITY		
DISTRIBUTION BY DISTRICTS:	Number of companies	Annual blast furnace capacity	PIG IRON		FERRO MANGANESE AND SPIEGEL		TOTAL		Percent of capacity	
			Current month	Year to date	Current month	Year to date	Current month	Year to date	Current month	Year to date
Eastern	11	12,551,280	937,150		26,326		963,476		90.3	
Pittsburgh-Youngstown	16	25,042,040	1,980,342		19,620		1,999,962		94.0	
Cleveland-Detroit	6	6,557,500	522,248		-		522,248		93.7	
Chicago	7	14,097,710	1,051,846		-		1,051,846		87.8	
Southern	8	4,924,670	353,904		9,644		363,548		86.9	
Western	4	2,536,000	169,306		983		170,289		79.0	
TOTAL	36	65,709,200	5,014,796		56,573		5,071,369		90.8	

Foundries Increasing Capacity

Industry sees five years of high operations. Sixty-five per cent of castings shops to buy new equipment this year

FOUNDRY capacity, substantially augmented during the war and early postwar era, will be further increased by more than 16 per cent during 1947. This means heavy purchases of foundry equipment, with 65 per cent of all foundries planning to buy equipment this year. The expansion is prompted by expectations that foundry operations during the next five years will average better than 85 per cent of capacity.

These are the highlights of an extensive survey made by *The Foundry*, Cleveland. Study is based on reports from more than 1500 foundries throughout the United States and Canada.

Since V-J Day, foundries have increased capacity by 17 per cent (increases are gross and do not take into consideration foundries which reduced their capacity or went out of business).

During the war, more than \$325 million was invested in foundry expansion, the major portion of which was for steel foundries and light metal plants. Part of this capacity was "washed out" when the war ended and the need for the war-born facilities ended. Some of it was never used and part of it was employed only for a short time. Retrenchment has been greatest in the light metals and steel foundry capacity and least in the gray iron capacity.

Nonferrous Capacity Raised 22%

Increases made since V-J Day and planned for this year are largest in the nonferrous foundry field and in gray iron. Nonferrous foundry capacity has been increased 22.1 per cent since the war ended and an additional increase of 18.1 per cent is planned for this year. Gray iron capacity has increased 16.8 per cent since V-J Day and another 17.4 per cent will be added in 1947.

Postwar expansion has been more marked among the smaller foundries than among the larger units. This is a natural development in light of the big wartime growth of large foundries.

Nearly 65 per cent of all foundries have on order or expect to buy new equipment this year. Projected buying



Highly-mechanized section of the molding floor at the Crane Co., Chicago, foundry is shown above. Molding machines are shown at left rear. Molds are poured on the stationary roller conveyors, then pushed off onto the power-driven mold conveyor shown in foreground. The two workmen are returning empty flasks to the molding machines

indicates the trend toward further mechanization is more pronounced among the smaller shops.

Equipment for the preparation and molding of sand appears to elicit the most interest among prospective buyers. A sizable portion of plants plan to buy materials handling facilities, including cranes, hoists, conveyors, industrial trucks and cupola chargers. Various types of cleaning equipment, including tumbling barrels and airless, hydraulic and pneumatic blast units, are sought by 12 per cent of foundries in the equipment market. Nearly 8 per cent will buy grinders, and about the same number will purchase air compressors.

Only about 17 per cent of foundries indicate they have bought surplus government foundry equipment. The majority of these were large foundries which in many cases have acquired complete government-financed units.

Summarizing its findings, *The Foundry* says: "Modernization of foundries received considerable impetus during the war and in the period since the close of hostilities. This development in the production of castings has resulted chiefly from tremendous pressure for increased production of castings in the face of a limited supply of manpower. The trend undoubtedly will continue in the months immediately ahead. . .

"Difficulties experienced by many foundries during the war in preventing workers from drifting to other industries emphasized the necessity of not only substituting mechanized equipment wherever possible for nonavailable skilled employees, but also of providing working conditions that would prove more attrac-

tive than in the past. Many plants have demonstrated that the saying, "The foundry is a good place to work," is not an empty slogan but can be effectively realized. The nature of casting operations requires the presence of heat, with its accompanying dust and smoke, plus the movement of heavy materials. However, the effect on the worker of these circumstances can be minimized if the correct type of equipment is utilized."

How far the foundries are going in this direction is indicated by the fact that 15.4 per cent are planning to install dust control systems; 43.1 per cent now have such systems. Mechanized mold handling equipment will be installed by 17.2 per cent of foundries; 12.2 per cent now have this equipment. Mechanized sand handling equipment is being purchased by 18.1 per cent of all casting shops; 16.4 per cent now have such equipment.

In making the study, *The Foundry* compiled an inventory of the equipment now in operation in the 5500 foundries in the United States and Canada.

This shows the foundry industry has available nearly 23,000 melting furnaces. Of these, 5235 are cupolas, 299 air furnaces, 1345 electric furnaces, 52 converters, 155 open hearths, 14,413 crucible furnaces and 1231 noncrucibles.

Inventory of materials handling equipment shows 1290 cupola chargers, 7330 roller conveyors, 3437 monorail conveyors, 665 power mold conveyors, 3140 belt conveyors, 13,556 hand hoists, 18,942 power hoists, 11,646 cranes, 2321 electric trucks, 2872 gasoline trucks, and 1443 lifting magnets.

Equipment for the preparation and

molding of sand has figured prominently in modernization of casting plants. The industry now has 5441 mullers, 5654 mixers and cutters, 62,843 molding machines, 5481 core blowers, 13,957 core cvens and 1619 magnetic separators.

In cleaning and miscellaneous equipment, the inventory shows 27,682 grinders, 12,544 tumbling barrels, 2609 airless blast units, 3457 pneumatic blast units, 689 portable shakeouts, 2019 stationary shakeouts, 6954 dust arrestors, 3993 heat treating furnaces, 8913 air compressors, and 263 x-ray machines.

U. S. Sues 26 Steel Firms To Collect Patent Royalties

Twenty-six steel producers were named in a suit filed in Cleveland last week by the attorney general demanding payment to the United States Treasury of money claimed due over the last two years for royalties to Cold Metal Process Co., Youngstown.

The original suit, of which the current litigation is an outgrowth, was filed in 1943 by the government against the Cold Metal Process Co., charging that company with obtaining its patents by fraud. Royalties paid on these allegedly fraudulent patents were impounded by the government.

In 1945 Judge Shackelford Miller of Louisville ruled in favor of the company, with the government appealing. The case is now pending in the Sixth Circuit Court of Appeals, Cincinnati.

Payment of royalties by the licensees to the government stopped, it was charged, when the Miller decision was handed down.

International Harvester Sells Ore Firm to Cleveland-Cliffs

International Harvester Co., Chicago, has sold the plant and equipment of its Wisconsin Steel ore mines, on the Mesabi range near Hibbing, Minn., to Cleveland-Cliffs Iron Co., Cleveland, and is withdrawing from operation of iron ore mines inasmuch as it is going to buy its ore on the open market.

International will sub-lease to Cleveland-Cliffs the Agnew, Hawkins and Sargent mines, which it has operated under leaseholds for many years. This transaction gives the Cleveland company a total of six ore mines in the Mesabi region. The Wisconsin Steel ore mines have not operated since Feb. 8, 1946, because of a strike by United Steel Workers-CIO, but Cleveland-Cliffs officials stated they expected the workers to return very shortly.

Harry O. Bercher, general manager of the Steel Division of International Harvester, said his company was withdrawing

from mining operations because of the long strike, because of the need for more ore than Wisconsin's facilities could supply even when in full operation and because the company's leases on the Mesabi range expire within a relatively short time.

Allegheny Ludlum Converts To Oil Wherever Possible

Allegheny Ludlum Steel Corp., Pittsburgh, is making a complete survey of its gas-fueled equipment with a view to converting all possible facilities from gas to oil, thereby avoiding future shutdowns caused by gas shortages during cold weather.

The first step of the conversion program is under way at the corporation's West Leechburg, Pa., plant where the slab re-heating furnaces are being changed over from gas to oil, permitting operation of the hot mills without regard to weather conditions. Cold weather and resultant shortages of natural gas supplies have caused curtailment of production at the corporation's West Leechburg and Brackenridge plants, totaling, in the case of some departments, as much as four weeks since the first of the year. At times as many as 6000 employees have been affected with all production stopped at West Leechburg and all gas-fueled operations closed at Brackenridge.

Sales of Surplus Tools in Cleveland Rise Sharply

Sales of government-owned machine tools and metalworking equipment in the Cleveland region for January and February of this year are more than double the figure for the first two months of the last quarter of 1946, the Cleveland office of War Assets Administration announced last week. Based on acquisition cost, \$3,463,932 of equipment was sold compared to \$1,390,687 for October and November. Current rate of recovery is 30 per cent.

WAA gives as explanation of the upsurge in sales its new disposal policies.

Supercharger Production Spurred by Pesco Products

Completion of modern research laboratories and addition of machine tool equipment to facilitate production of superchargers in the Pesco Products Division, Borg-Warner Corp., in Cleveland, was announced last week by C. S. Davis, president.

The Pesco engineering staff is concentrating on developing superchargers for heavy duty gasoline engines for trucks, busses and other industrial uses.

Tool Builder Plans Greater Diversification

Warner & Swasey to remain primarily a tool builder, but will make other products to use war-extended capacity

WHILE destined to continue primarily a builder of machine tools, Warner & Swasey Co., Cleveland, also is "definitely committed to a policy of product diversification in the interest of long-term possibilities," the company announced last week in its annual report.

"With a plant greatly enlarged by war demand, we shall proceed with the production of other types of machinery."

New fields which were invaded by the company within the last year were for road construction machinery and textile machinery. The company's Gradall, a multipurpose earthmover, and its Aveco knitting machine and pin drafting machine, for use by textile manufacturers, have met with widespread acceptance.

Additional textile machines are in design or testing stages, it was reported by the company.

During the year, the company began production of three new machine tools—a multiple spindle automatic, an electrocycle turret lathe for machining non-ferrous metals and a tapping and threading machine. In addition, redesign of the company's nine standard turret lathe models was begun, and it is expected the company will introduce some of these new designs at the National Machine Tool Show in Chicago, Sept. 17-26.

The company had net operating loss for 1946 of \$162,109. After tax carry-back of \$130,000, the loss was reduced to \$32,109. During the year sales totaled \$15,444,569 compared with \$28,305,442 in 1945, when net earnings were \$1,187,285.

Factors contributing to the loss in 1946, according to Charles J. Stilwell, president, were strikes in plants of suppliers, which forced Warner & Swasey to close down for five weeks; overall reduction in machine tool sales, largely resulting from government sale in 1946 of an estimated \$46 million of Warner & Swasey turret lathes from war surplus (as compared to the company's 1946 machine tool sales of \$13,631,751); and unusual expenses incurred in research and development of new products.

Developments at Moscow conference expected to exert tremendous influence on government appropriations, tax rates and reduction of national debt in fiscal year 1948. Extent of emphasis on military preparedness hinges on outcome of meeting

MOSCOW, where the conference of Foreign Ministers scheduled for March 10 now is in the organization stage, temporarily rates as the world's leading news center as far as informed Washington is concerned. What transpires at this meeting will exert considerable influence on the cost of government, tax rates and reduction of the national debt in the fiscal year 1948 and the years to come.

The big question is: Will the new secretary of state, George C. Marshall, be able to reach an accord with Russia which will reduce the present emphasis on the need for military preparedness in the United States?

The answer, as it will begin to be revealed late in March, will have a lot to do with the appropriations Congress votes for the War and Navy Departments for fiscal 1948. Largely, it is the uncertainty as to how much of an insurance bill we must incur under the head of military preparedness that accounted for the difference of opinion in the House and Senate as to whether the President's \$37.5 billion budget should be cut by \$6 billion or \$4.5 billion.

In the meantime there is beginning to be some fear in Congress that, unless the international situation becomes less menacing, the \$11.2 billion asked by the President for the Army and Navy may not be sufficient. Much of this uncertainty will be cleared away if the Moscow meeting reveals a more co-operative attitude on the part of Russia.

President's Budget Questioned

Another question that is beginning to perplex members of the House appropriations subcommittees in connection with requests for fiscal 1948 is: How sound, from the standpoint of national interest, are amounts called for in the President's budget? A good many items could be mentioned by way of illustration; the request for the Office of Naval Research, for instance. This request is of special interest to business and industry because the ONR conducts a vast program of fundamental research aimed at uncovering new scientific information for use for many civilian in addition to military purposes.

Whereas the Office of Naval Research received an appropriation of \$45 million for the fiscal year 1947, the request for fiscal 1948 is \$34.4 million—a reduction

of approximately 25 per cent. What would such a cut mean? If it is made, it is a certainty that the ONR's scientific research program will have to be reduced substantially.

There are two reasons for this expectation. The first is that the President's budget also asked for reduced appropriations for the various Navy bureaus and, if these cuts are approved, the bureaus would have to include in their economies a reduced volume of patronage of the Navy's existing research and development establishments during fiscal 1948. One of

SAFER IN ARSENALS

It was safer during the war to work in Army Ordnance plants than in the Pentagon Building, an Ordnance Department study reveals.

In the huge War Department headquarters building the accident rate was six for each million man-hours worked. In Ordnance arsenals the accident rate was just about half that figure.

these, for example, is the huge Naval Research Laboratory at Anacostia. If the bureau cuts cited in the President's budget are approved by Congress, the Office of Naval Research would have to earmark about twice as much money as it now furnishes for the Naval Research Laboratory.

The alternative, of course, would be to close down some of the scores of well equipped buildings at this laboratory, and dismiss many of the trained research workers there. Such a course would be resorted to by the Navy only as a last choice. The Naval Research Laboratory, incidentally, is doing a large amount of work of prime value to industry, as its research in foundry sand and in melting and casting techniques.

Another reason why the proposed reduction in appropriation for the Office of Naval Research would substantially reduce the future scientific research program is the fact that the law which gave this office a congressional charter provides that funds appropriated to it may be spent over a period of five years instead

of the customary three. Faced with a cut of 25 per cent upon going into fiscal 1948, ONR naturally would have to reduce commitments in connection with many of its long-term programs. It certainly would not be warranted in assuming that the appropriations for 1949, 1950 and so on would be larger.

The ONR contracts, aside from those placed with Navy establishments, have been placed chiefly with colleges and universities. As a result, these institutions have been able to point up their basic scientific research work and install a lot of specialized equipment. One of the most important by-products is the training of new research workers. It is estimated that among those working under the ONR contracts are some 2000 graduate students who are using this work to earn their doctors' degrees.

The contracts cover a widely varied assortment of basic research objectives. A number of them, for example, are aimed at discovering new information about behavior of metals and alloys under extreme temperatures. This program is of importance in view of the need for heat resistant materials for jet planes, rockets, etc. It is likewise important in connection with many civilian requirements. The heat resistant program is only one of many equally important research programs being carried on under ONR long-term contracts.

Thus it is seen that the job of reducing government expenditures is far from being a simple one, it is unlikely that Congressional leaders will be able to keep all their promises under the head of economizing. Take Commerce Department, for example, whose appropriation Chairman Taber, House Appropriations Committee, threatens to reduce from \$261 million to \$161 million. Offhand, this threat does not make sense to Washington observers for the vital aviation-aid program of the Civil Aeronautics Administration will come to \$160 million alone without making allowance for any of the other Commerce activities.

OPA Personnel Finding Jobs

OPA PERSONNEL officers charged with the responsibility of helping discharged employees of this dwindling agency find other employment are amazed over the way the particular problem of "frictional unemployment" is taking care of itself. Between Nov. 20 and Dec. 31 the OPA sent dismissal notices to 15,000 employees in field offices scattered over the United States and its territories. The latest check reveals that 91 per cent of

These dismissed employees have found jobs in private industry, and no longer are in need of assistance. These people had close relations with many business firms during their employment by the OPA and in most cases they were offered employment as soon as it became known their services were available. OPA officials still on the job take this record as an indication that, despite the vast amount of criticism leveled at the OPA, that agency also had a lot of friends and enjoyed considerable respect and confidence.

Looking Beyond 1950

ONE OF THE PROBLEMS with which the Republican leadership is deeply concerned is that of forestalling, if possible, or minimizing, the business depression which, on the basis of what has happened after all major wars of the past, is expected sometime in the 1950's as the aftermath of World War II.

Senator Taft, as chairman of the Senate Majority Policy Committee, has deferred organization of the Joint Committee on the Economic Report pending selection of a staff to steer such a study for this committee. Many men have been considered and screened out; none of them so far have made the grade.

Senator Taft is convinced that, with adequate assistance, the Joint Committee on the Economic Report can do a great deal to prevent a severe depression in the 1950's, and to allay the cyclical depressions which in times past have furnished the principal basis for criticizing our economy. The aim is to safeguard the future of our private enterprise system by relieving it of the disease of periodic tailspins. It will take a top-notch economist to boss this show, in the opinion of Senator Taft—and so far no such man has become available for the post.

Full employment, of course, is the ideal remedy seen by Senator Taft and other thoughtful legislators—and this subject also is receiving a lot of study in other key places in Washington—as the Labor Department, the White House, the President's Council of Economic Advisers, etc.

Some thought-provoking conclusions under this heading have been reached by the Bureau of Labor Statistics which estimates that the working force will have grown to 62.5 millions in 1950 compared with 55 millions in 1940. To keep 7 million additional workers busy, and assuming that man-hour productivity will keep on increasing in the future as in the past, many industries will have to increase their production by as much as 90 per cent. To keep 62.5 millions of workers busy in 1950, the bureau estimates, and assuming that the work-week



INDIAN AMBASSADOR: Secretary of State George C. Marshall, left, greets Asaf Ali, India's first ambassador to the United States. NEA photo

will consist of 40 hours, "a minimum level of steel production exceeding the wartime peak and exceeding present ingot capacity by 5 million tons" will be needed.

Especially interesting is the finding that a family with \$2000 income was able to save 20 per cent in 1901, 14 per cent in 1917-19, 4 per cent in 1935-36 and 3.5 per cent in 1941. The question is: Are we wise in encouraging policies that take the emphasis on saving and place it instead on spending?

List Surplus Abroad

A LONG LIST of surplus United States property abroad which may now be brought back to the United States has been published by the State Department. The list includes products which had been released to the foreign liquidation commissioner for disposal abroad but which are needed to relieve shortages of these goods in this country. Arrangements for purchase of these goods may be made through the foreign liquidation commissioner, care State Department, Washington 25, D. C.

The goods are listed under these classifications: Automotive and transportation equipment; building materials and equipment; construction machinery and equip-

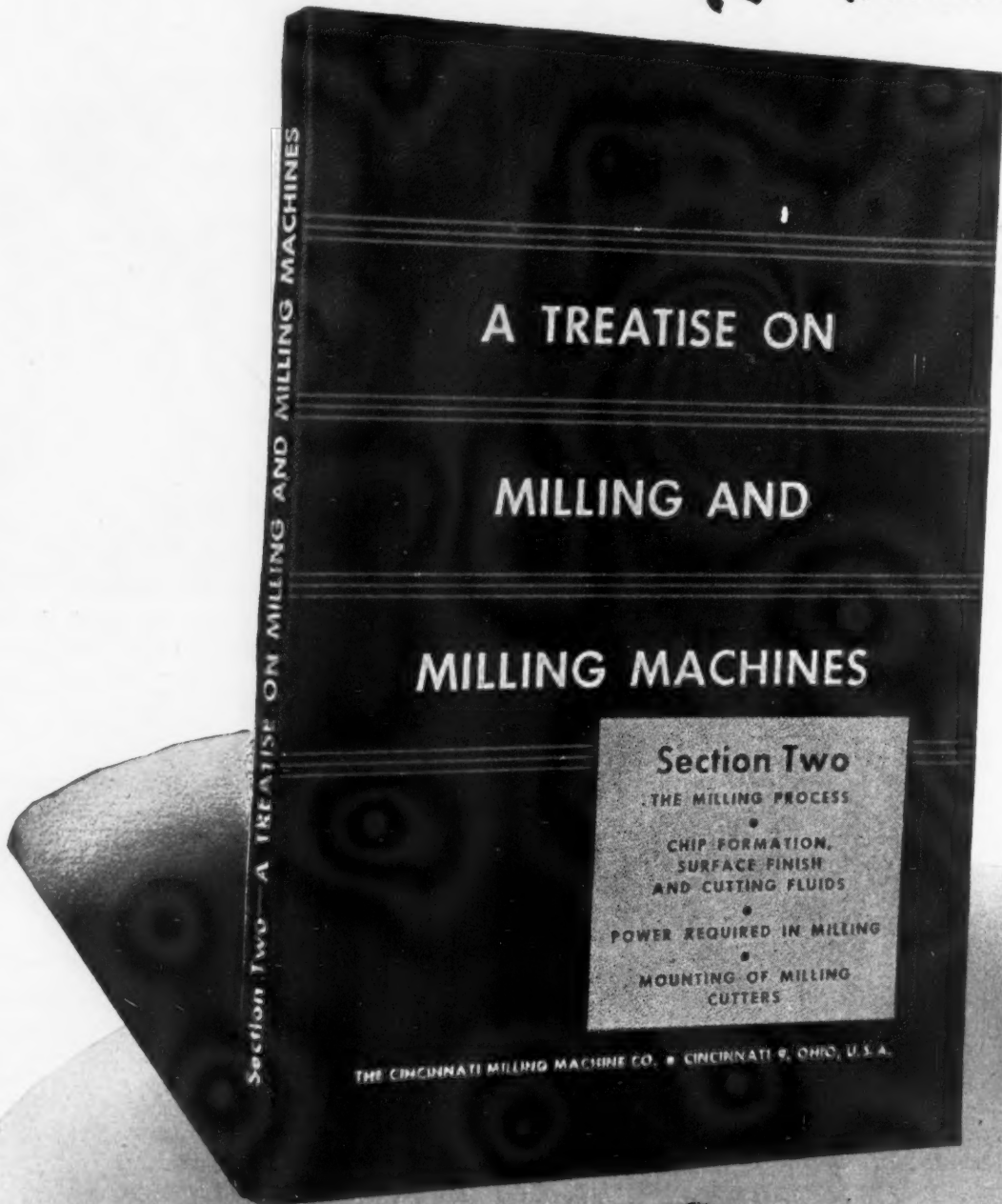
ment; drugs and chemicals; electrical equipment and supplies; machinery and allied equipment; metals and metal products; paper and paper products; professional and scientific apparatus; textiles and textile products; miscellaneous.

Special Advisory Board

SO THAT ADMINISTRATION officials may arrange for quick consultation with informed American businessmen on problems arising in connection with United States commercial interests abroad, the State Department has appointed a special business advisory committee. Relations with this committee will be handled through the State Department's Board of Foreign Service headed by John E. Peurifoy, acting assistant secretary of state.

Other members are Spruille Braden, assistant secretary of state, William Benton, assistant secretary of state, and Selden Chapin, director-general of the Foreign Service unit. Others on the board are David Morse, assistant secretary of labor, Leslie A. Wheeler, director of the Office of Foreign Agricultural Relations, Department of Agriculture, and George L. Bell, associate director of the Office of International Trade, Department of Commerce.

SECTION TWO OF "A Treatise on



Price \$1.00 Prepaid

THE CINCINNATI MILLING

MILLING MACHINES

Milling and Milling Machines"

IS NOW AVAILABLE

Section II of "A Treatise on Milling and Milling Machines" deals with such subjects as chip formation, surface finish, cutters, cutting fluids, power required in milling, and other important matters relative to milling processes. ¶ This section is 6" x 9", the same size as Section I, and contains 147 pages profusely illustrated with photographs and drawings. ¶ Section II is another outstanding contribution to the advancement of milling procedure, and should be in the possession of every-

one interested in modern milling practice, from plant executives to students and apprentices. ¶ The Cincinnati Milling engineers who collaborated in the preparation of this work, have at their disposal more than sixty years' experience in the design and construction of milling machines as well as all phases of milling procedure. You'll find Section II a valuable addition to your technical library. Send for your copy of this book today. The price is only one dollar postpaid anywhere.

This is an illustration of two typical pages of Section II of "A Treatise on Milling and Milling Machines."



MACHINE CO. CINCINNATI 9, OHIO, U. S. A.

BROACHING MACHINES . CUTTER SHARPENING MACHINES

Some Projected Plants Deferred On West Coast

High cost of building causes major manufacturing interests to shelve plans pending more favorable conditions

SAN FRANCISCO

HIGH COST of building has led several major firms to shelve temporarily their plans to build or expand plants in northern California.

General Electric Co. bought a 57 acre factory site in San Jose in 1944 with the intention of building there at war's end, but has yet to break ground for the project. The company awaits a softening of building costs.

Gar Wood Industries deferred for at least a year an estimated \$500,000 San Francisco plant expansion program "because of the high costs of materials and labor," says an official.

L. A. Young Spring & Wire Co., Detroit, has called off its plans for a 50,000 sq ft plant in Oakland for the same reason.

Soaring construction costs were also the major factor in the postponement of San Francisco expansion plans of Schenley Distilleries Inc. Plans were put on the shelf "until more favorable conditions exist."


Southern Pacific Railroad has stopped all construction except maintenance work. High costs played a big part in the decision, the company reports.

Bailey Bros., Belmont, Calif., large industrial builders, surveyed officers of over 300 firms and found the consensus ran against building in 1947. A Bailey Bros. official states their construction jobs are limited largely to food processing plants—many of which are altering to conform to new federal health regulations—a few supermarkets, and Army, Navy and veteran hospitals. Bailey Bros. now adds 10 per cent to their bids on projects to provide for increased costs.

Consolidated Steel's Pipe Division Booked Far Ahead

Consolidated Steel Corp.'s Welded Pipe Division now has almost three years' work on order, provided by two major pipeline projects.

The award of the fabricating contract for 980 miles of 30-in. pipeline for Trans-Arabian Pipeline Co. brings the firm's estimated pipeline orders to 1300. The



SEWER PROJECT: Reinforcing bar cage for the submarine outfall sewer pipe of the Los Angeles Hyperion sewer project is shown just before placement of the concrete pouring forms, a portion of which can be seen in the background. Thirty-two sections of this pipe, each 100 ft long with 12 ft inside and 14 ft outside diameter will be required. Each cage requires approximately 23 tons of reinforcing bars, which are being fabricated by Bethlehem Pacific Coast Steel Corp., Los Angeles

company is now working on a 214-mile order for 30-in. pipe for the California-Texas natural gas line, given it by Pacific Lighting Corp. operating subsidiaries. Reportedly, it has also been given another 100-mile order by El Paso Nat-

ural Gas, at the other end of the projected interstate gas line.

Freehand estimates place the steel requirements for the Arabian pipeline near 280,000 tons of steel plate. Geneva Steel Co. will supply the plate.

Los Angeles Manufacturing Plants Severely Affected by Chronic Sheet Steel Shortage

LOS ANGELES

FOR SOME weeks past, recurrent rumors in Los Angeles point to increasing close-downs or at least slowdowns in operation of plants depending upon steel sheets. While industry spokesmen, in the main, deny these rumors, other credible sources corroborate them, as does the actual chronic shortage of all flat rolled steel products.

It appears many manufacturers are new in business and have no established standing as warehouse or mill buyers. The situation is aggravated also by the fact that new businesses continue to open on hope alone and shortly reach the stage where supplies dwindle or do not become available at all. This is despite the fact suppliers are frank in declaring that another year, at least, probably will elapse before deliveries can be made with certainty and on time.

To a lesser degree, small diameter bars are needed in southern California. While these are obtainable on a hit or miss basis, as, for that matter, sheets are too, many factory operations undeniably are being slowed because of their lack.

A corollary of this condition, as it is reflected in both sheets and bars being hard to get, is the condition of manufacturers' inventories, which are at an all-time high. Reason is that inventories as listed with creditors always contain partially assembled articles. These, due to the shortages mentioned, also are at an historical high.

An example is that of one firm making a unit by the hundreds wherein a small gas engine is a vital component. Because quantities of gas engines are unobtainable, this company holds the unfinished machines in inventory.

Labor Government Prescribes More "Austerity" for United Kingdom

White Paper warns "we may never restore the foundations of our national life" unless man-output increases, coal production rises and exports reach 140 per cent of 1938 volume. Dollars to pay for imports is troublesome problem

LONDON

ALTHOUGH the easing of the ban on power consumption and the reopening of blacked-out British factories has restored the economy to a semblance of normalcy, the recent White Paper, "Economic Survey for 1947," points up the seriousness of the economic problems which confront the United Kingdom.

Hailed as a document of outstanding importance, the paper discloses to the British people the nature of the postwar crisis and offers a short term plan to overcome the difficulties.

The report emphasizes the gravity of the situation by stating: "Unless we concentrate upon these really important things (which are set forth in the text), we may never restore the foundations of our national life."

The plan proposed by the government is somber and austere. It demands more work from all. It promises no reward this year, but envisages more restrictions, extended cuts in electricity, especially for home use, continued food rationing and fewer consumer goods for the home market.

Dollar Dominates Plans

Dominating the whole plan is the problem of the dollar. Because of the imperative need for getting dollars to pay for imports, which come mostly from the western hemisphere, the British are gravely concerned over the drains on their United States and Canadian loans. Most exports are going to the sterling countries of Europe and Asia.

By the end of last year, British exports had been boosted to 110 per cent of the 1938 rate. This was good but not nearly good enough, and for 1947 the government says exports must be raised to 140 per cent of the 1938 volume. To get total exports that high, exports of manufactured articles must rise to 165 per cent of the prewar level, due to the fact that Britain will not be able to export any coal and that the old export standbys such as cotton, yarn and textiles cannot be expected to rise much.

Among the principal measures proposed by the government to implement its plan are the following:

Increasing the labor force by the introduction of 100,000 foreign workers, drawn primarily from Poles now in the kingdom and from displaced persons of

the continent. An attempt to persuade women to re-enter industry also will be made.

Exemption of coal miners from compulsory military service for the next five years in an attempt to attract more workers to this industry, now seriously undermanned.

Introduction of more incentive pay plans, such as piece work bonuses and profit sharing.

Governmental direction of investment to provide at least 15 per cent more capital for equipment and maintenance of plant for industry, agriculture and mining.

SMOKES VS. MACHINES

The British Labor government is having some difficulty in explaining why during the last half of 1946 when United States and Canadian credits were available, only 5 per cent of Britain's expenditures in the United States was for machinery. Her other expenditures: Tobacco, 32 per cent; film, 7 per cent; food, 24 per cent; raw materials, 11 per cent; oil, 12 per cent.

The White Paper frankly admits Britain has not enough resources to do all that she wishes to do and barely enough to do all that must be done. There is not enough coal, electricity, steel or manpower.

The target for coal production for 1947 is 200 million tons, compared with 189 million tons in 1946. The 1947 goal would provide only for minimum needs and to reach that goal will require getting more men into the mines and raising output per man.

The recent limitation of use of electric power was attributed to failure in coal supplies, but even when there is adequate coal, generating capacity is not available to meet the increased demand. Drastic measures will be taken to hold down the domestic load throughout the year.

The steel shortage is caused by the lack of coal and the lack of imports. The government expects production in 1947

will be somewhat higher than the 13 million tons produced in 1946. Finished steel amounting to nearly 9 million tons should be available for use in Britain and this with great care should be sufficient to provide the essential needs of industry. Expansion of metalworking industries using steel will be discouraged.

Traffic load on railways is nearly 400 million ton miles a week compared with a prewar load of 326 million ton miles. Shortages of rolling stock is seriously curtailing railway capacity and the chief task of the carriers in 1947 will be to make up arrears in equipment and maintenance.

Demand for all kinds of industrial equipment is so enormous that strict priority will be maintained. At least 15 per cent more work on capital equipment will be required than in normal prewar years.

Export Screw Group Urged To Adopt Antitrust Measures

Federal Trade Commission, Washington, as a result of hearings begun Feb. 8, has recommended that the Export Screw Association of the United States, Providence, R. I., and its member companies readjust their businesses to eliminate practices which are held in violation of the antitrust law.

The commission's recommendations include the following suggestions: That the association refrain from buying out foreign competitors and terminating their production; that it refrain from entering into agreements by means of which the United States is designated as the home market for members of the association and importation of wood screws prevented; that machinery for the making of wood screws should not be made unavailable to manufacturers or potential manufacturers; that it refrain from entering into agreements with foreign competitors whereby export of wood screws to the United States might be limited or prevented.

It was further recommended that the association refrain from entering into agreements with nonmember wood screw manufacturers in the United States.

U. S. Oil Equipment and Pipe Line in Canada Up For Sale

Office of Foreign Liquidation Commissioner, Department of State, has invited sealed bids on the refinery and the pipeline and equipment of the U. S. war-time crude oil facility Canol Project 1, "where is and as is" in Canada. Although this segment of the project for sale represents a government investment of almost \$70 million, procurement cost is estimated at \$15 million.

Experienced Designers Know
WHEN IT'S A QUESTION OF BEARINGS

HYATT HAS THE ANSWERS

A complete line of radial bearings—eight basic types—
more than 3,500 sizes . . .

-Plus-

Hyatt Engineering Service—a staff which has “grown-up”
in the bearing business—located in key cities across the
country—ready to serve you without cost or obligation . . .

. . . to help you select the bearings best suited to
your requirements.

. . . to help you incorporate them most effi-
ciently in your design.

. . . and thus insure to you the maximum bene-
fits which are inherent in Hyatt Roller Bearings:
longer machine life—quieter, smoother opera-
tion—greater efficiency—reduced maintenance.

For a sweeter design, consult HYATT for the right answer
to your bearing needs. Hyatt Bearings Division, General
Motors Corporation, Harrison, N. J., Detroit, Chicago,
Pittsburgh, Oakland, Calif.



HYATT ROLLER
BEARINGS

Mirrors of Motordom

Automobile assemblies exceeding 100,000 a week despite acute shortages of sheet, strip, pig iron, coke, copper, lead and standard parts. Increased production accompanied by slight decrease in working forces

DETROIT

FOR THREE successive weeks, assemblies of passenger cars and trucks have roared past the 100,000-mark, after a couple of attempts at this milepost which just fell short. The achievement is all the more remarkable in face of the continuing complaints over shortage of sheet and strip steel, pig iron, coke, copper, lead, standard parts and other items. It appears a fairly tight balance must exist between these short materials, yet the situation still is not serious enough to prevent assemblies moving along at a 5,000,000 per year clip. True, many of the complaints being voiced currently have to do with materials problems 60 to 90 days away and hence probably relate to efforts to maintain the present production pace, if not to increase it slightly.

An encouraging sign is that overall employment in automotive plants has dropped perceptibly from the total of last fall, and at the same time production has increased. This could be interpreted as reflecting an improvement in productivity of individual working people which in part it undoubtedly is, but also it represents what has always happened in industry—a reduction in the working force once the full tempo of production has been reached, when supplies of materials are uninterrupted and when production kinks are smoothed. It is likely that further increases in assemblies to the extent of 10 to 15 per cent, if possible in terms of materials, could be registered with no additional employees, possibly with a few less than at present.

Used Car Prices Hold

DEALERS ALONG Detroit's used car row are holding their prices of low-mileage 1946 and 1947 models at anywhere from \$100 to \$300 over delivered prices of the cars new, and while they are not moving much merchandise of this character at the moment, they are gambling business will pick up with spring weather. Incidentally, these sellers find their lots glutted with 1946 models, indicating many buyers have sold their new cars for the long dollar.

Dealers in Nash, Hudson, Studebaker and Kaiser-Frazer models can make somewhat better deliveries than the big

three which is natural since the bulk of demand is concentrated on products of the largest manufacturers. The case of K-F is peculiar in that factory sales representatives have maintained their dealers have an order backlog of over 1,000,000 units and yet instances are reported of buyers taking spot delivery of a new

real selling and, as in the past, will start trading up used car allowances or offering extras without charge to attract buyers. After this situation develops, the pressure will come on manufacturers to lower their list prices, hardly much in advance except possibly in the case of smaller companies.

Ford May Cut Again

REPORTS ARE heard to the effect Ford may announce a second general price reduction this summer as further demonstration of announced plans to drive prices down. As a gesture the idea is good, as was the first price cut. From the hard-headed business standpoint, the move does not seem to make much sense since Ford presumably has in sight orders for the equivalent of more than a year's production at present prices, so why trim prices, when the business is already in hand.

Labor Uneasily Quiet

UNEASY QUIET prevails in the ranks of automobile labor. Beyond an occasional publicity blast from Walter Reuther, UAW-CIO head, supporting or denouncing some pending congressional action, there is little to disturb the calm. Chrysler negotiations are dragging on, the old contract having been extended another 30 days from Feb. 26. Reuther maintains the average auto worker is earning 6 cents an hour less, in terms of the buying power of his wages, than he did in 1940, but for that matter what group of workers is doing as well. When, without a smile, he told a senate committee recently, "we have never believed in the concept that a labor union should function as a narrow, pressure group that grabs all it can, regardless of the effect on the rest of the community," the average listener can be pardoned a slight, "hmmmm."

Strikes Hurt Union

ALTHOUGH THE figures are pretty stale, the UAW-CIO financial report for the year ending May 31, 1946, demonstrates graphically the inroads which strikes and declining membership made on its financial status as of last spring. Toward the end of 1945, while the GM strike was in full swing, the international union cashed in all of its government bonds and was forced to borrow \$250,000 from other CIO internationals to protect its bank balance. Liquid assets in 12 months declined from over \$2 million to around \$135,000. Monthly

Automobile Production		
Passenger Cars and Trucks—U. S. and Canada		
<i>Estimates by Ward's Automotive Reports</i>		
	1947	1946
January	373,872	126,082
February	395,436*	84,109
March		140,738
April		248,108
May		247,620
June		216,637
July		331,000
August		359,111
September		342,969
October		410,510
November		380,664
December		380,908
12 ms.		3,268,456
* Preliminary.		
Estimates for week ended:		
Feb. 15	97,276	21,555
Feb. 22	103,400	19,410
Mar. 1	104,802	17,575
Mar. 8	105,000	23,050

Kaiser or Frazer with no order entered. Total K-F assemblies are not much beyond 25,000 or 2½ per cent of the reported order backlog. The inference is that prospective buyers are finding prices on the two models too high or that they have changed their minds after seeing the cars. In any event, there is feeling around Detroit that the newcomers to the industry may be the first to find the sales going rather rough, perhaps inside of a year.

There is universal grumbling among the public over high prices of motor cars, along with speculation over when prices will come down. It would appear a matter of simple economics to predict that prices will not come down until supply catches up with demand, at which time dealers will have to begin some

(Material in this department is protected by copyright and its use in any form without permission is prohibited)

dues were raised last May, which, together with an increase in membership to around 700,000, are now claimed to be sufficient to keep the organization's general fund in the black, assuming the membership level holds.

The union's strike fund, however, by the end of last year was in dire straits. Over \$1 million was disbursed in the GM strike, plus around \$150,000 monthly for the protracted J. I. Case and Allis-Chalmers strikes, lowering the balance in the strike fund to under \$100,000. Income to the fund was principally a 5-cent subtraction from monthly dues of \$1.50, and this had to be reinforced by a special assessment payable either last month or this.

Tucker Advertises

APPEARANCE OF advertising in Sunday papers describing briefly the revolutionary new Tucker Torpedo passenger car probably signals the kickoff of a campaign to sell a \$20 million security issue to finance equipment of the Chicago plant for production of the vehicle, the like of which has never been seen on U. S. roads. Many changes have been effected in both the design of the model and the personnel associated with

Preston Tucker in the venture since first pictures of the "car with the Cyclops eye" were released over a year ago. Most of the alterations have been in the direction of the conventional as far as the product is concerned. Originally proposed aluminum body has reverted to steel. Engine is rear mounted, of the six-cylinder horizontal-opposed type, reportedly 150-horsepower, 5 x 5 bore and stroke. Block is aluminum alloy, and it is proposed to spray the blind-end cylinder bores with aluminum bronze to form cylinder walls.

The WAA has given Tucker until July 1 to complete his financing and execute his lease-purchase-contract on the portion of the former Dodge Chicago engine plant where he will center his operations. The plant is the scene of the forthcoming national machine tool show in September. Originally the deadline on Tucker's contract had been Mar. 1, but he complained government litigation has delayed his financing arrangements, backed by the Chicago investment banking firm of Floyd D. Cerf. At the moment, there are about 200 working with Tucker in the Chicago plant, building up several prototypes of his automobile. He has stated full production will require employment of 35,000.

Defers Light Car Decision

ORIGINAL PLAN of General Motors to make an official decision March 13 on whether to proceed with the Chevrolet-Cleveland light-car venture, tabled since last summer, has been deferred another 60 days or to about May 15. Equipment suppliers have been notified that their original tentative shipping date of Sept. 15 on tooling in the event of favorable action, must now be postponed until Nov. 15. Reports in steel circles indicate most structurals for the two Cleveland plants have been fabricated and are now lying in the fabricator's yard.


A considerable volume of machine tool and production equipment has been ordered tentatively on the project, and in addition several lots of tools have been purchased by GM from the WAA.

Hoist 82-Ton Crown

HOISTING an 82-ton crown onto a 200-ton Clearing press at the Gratiot Avenue plant of Hudson Motor Car Co., Detroit, was an erection feat of no small proportions, requiring a 14-man crew plus assorted rigging and hoisting equipment. The "coronation" began on a Friday midnight and was completed by midnight Sunday. The crown, shown in accompanying photo as it was about to be swung into position on the press, had to be lifted 15 feet into the air from the floor, then moved about 20 feet laterally into position, requiring combined efforts of a 10-ton crane, a 15-ton crane, two 25-ton chain falls and a 35-ton chain fall. Cranes were shored up by four 30-foot "bents" or stifflegs" built of reinforced 14 x 14 inch timbers which extended from the crane girders to rollers placed on a runway. Each crane received the support of two bents.

Preparations to lift the crown from the floor were completed with the attachment of chain falls to cable lashings around huge steel girders which had been lashed in turn to the crown. The falls were suspended from girders on the cranes. Three and four men hauled away on each fall, aided by the hoisting power of the cranes. Then, with the crown an inch or so above the top of the base, the cranes began to move it over the base, with the bents sledding along on the rollers. When one bent showed dangerous buckling signs, a chain fall was quickly rigged up to take the pressure off the troubled point, and the lateral movement and setting into position were accomplished with relative speed.

Size of the press is indicated by the fact it has an inner punch capacity of 550 tons per square inch, while the blankholder capacity is 375 tons per square inch.




Eighty-two-ton crown is hoisted into position on press at Hudson Motor Car Co., Detroit

FOR PROFITABLE ASSEMBLY

Let **TINNERMAN** analyze your fastening problems

BEFORE You Leave the "Mock-up" Stage



Just as the Galvin
Manufacturing Corp.
did with their new
Motorola Auto Heater

★
These 14 different types of SPEED NUT Fasteners
—44 parts in all—solved Galvin's problems

Our new Bulletin No. 214 goes into detail on this
Motorola job and is available for the asking. Since
you may be able to use to advantage many of the
fastening ideas illustrated, write for a copy today.

To take full advantage of the SPEED NUT System of Fastening, Galvin engineers brought the "mock-up" and prints of their new Motorola Heater to Tinnerman for a fastening analysis *before* building tools and dies. They sat right in with Tinnerman development engineers who went over the heater part by part—explored every possible production short cut—planned its assembly from start to finish.

The final design of the heater was modified to take advantage of *standard* SPEED NUTS wherever possible. Where standards could not be used, new SPEED NUTS were created for a more efficient assembly. The result was *assembly perfection*. Many parts were attached with SPEED CLIPS and merely snapped into position under spring-tension. Others were fastened by simply pressing SPEED NUTS over unthreaded studs. And where it was necessary to use screws, SPEED NUTS made the attachments simple and fast.

This engineering service is available to you, too—at no cost. For the utmost in assembly savings, contact our Sales Engineering Department *before* you leave the "mock-up" stage. But in any event, check the SPEED NUT System of Fastening before you go into production.

TINNERMAN PRODUCTS, INC. 2039 Fulton Road
Cleveland 13, Ohio

★
In Canada: Wallace Barnes Co., Ltd., Hamilton, Ontario
In France: Aerocessaires Simmonds, S.A., Paris
In England: Simmonds Aerocessaries, Ltd., London
In Australia: Simmonds Aerocessaries, Pty. Ltd., Melbourne

Speed
*Trade Mark Reg. U. S. Pat. Off.



Nuts
★
PATENTED

FASTEST THING IN FASTENINGS

MORE THAN 4000 SHAPES AND SIZES

Eastern Boosts Its Capacity for Stainless Sheets

Modernization program in all departments raises Eastern Stainless Steel Corp.'s capacity to 2500 tons monthly

EASTERN Stainless Steel Corp., Baltimore, is further expanding and modernizing its plant for production of stainless steel sheets. This is in continuation of the program launched by the company July 1, 1944.

Organized in 1919 — Eastern's predecessor company, the Eastern Rolling Mill Co., was organized in June, 1919, to produce hot rolled annealed sheets, cold rolled sheets and galvanized sheets. Equipment included 13 two-high hot sheet mills and seven cold sizing-finishing machines, 13 heating furnaces and other auxiliary equipment.

The company operated at a loss for a number of years, finding the going especially difficult during the depression. In fact, operations were suspended for over a year—from July 1, 1932, to Nov. 13, 1933. The company started rolling stainless steel sheets in 1935 and switched over to this product entirely in 1940, the last year, incidentally, for which it reported a deficit.

Sales and Profits Rise—Concentration on stainless sheets, plus aggressive management and manufacturing efficiencies, have spelled success for the company in the past several years. Sales rose from \$2,768,970 in 1940 to \$20,425,607 in 1945. Net profit of \$452,836 for 1945 seems small in relation to sales but nevertheless is excellent when it is considered that a large share of earnings has been plowed back into the business in the form of new and modernized equipment.

Acquires Industrial Steels—On Aug. 1, 1945, Eastern Stainless Steel acquired full ownership of Industrial Steels Inc., Cambridge, Mass., through the exchange of 110,000 \$5 par Eastern shares for 3000 \$100 par Industrial shares. The Cambridge firm is a well known distributor of stainless steel products, handling many items other than the sheets produced by Eastern.

Through the merger, the directorship and management of the company own 150,000 of the 320,000 shares of Eastern stock outstanding.

Capacity Expanded—Under the modernization program, the cold rolling capacity has been expanded through the acquisition of a Lewis 48 in. 4-high cold re-



Capacity of the grinding and polishing department, above, of Eastern Stainless Steel Corp., Baltimore, has been greatly expanded as part of the company's over-all modernization program

ducing mill. In the hot mill three of the roughing stands and four of the finishing stands have been equipped with mechanical catchers. One finishing stand has catchers on both sides and a return conveyor to the heating furnace for sheets which must be reheated prior to further reduction. This has greatly increased hot mill capacity.

Four new annealing furnaces have been installed. Two, for the first annealing operation, are of the continuous-conveyor, gas-fired type. Two, for final anneal, are equipped with mechanical loaders and unloaders which lift the sheets into and out of the furnaces, preventing scuffing of the surface.

A new acid-pickling department now is being installed, along with mechanical scrubbers and dryers. This will supplement present caustic-soda pickling capacity.

The grinding and polishing department has been greatly expanded, equipment now including 25 continuous-belt Mattison machines. Other new equipment includes shears and a roll grinder.

The research laboratory has been expanded and modernized. A large portion of its activities are devoted to fabrication problems of customers and the development of improved fabricating techniques.

Capacity Over 2000 Tons Monthly—Total capacity of the mill now is placed at 2000-2500 tons monthly, depending upon the sizes and gages being rolled. Sheets are produced in gages ranging from 26 to 8, lengths exceeding 144 in. and widths up to 72 in.

Several months ago, Eastern installed

equipment for spraying a plastic, protective coating called Liquid Envelope on finished stainless steel sheets. It protects sheets in storage and is found to be contributing to a considerable increase in life of drawing dies, plus the elimination of die marks. The same material, made by Better Finishes & Coatings Inc., Newark, N. J., is used by the Navy (STEEL, April 29, 1946, p. 133) for sealing metal coverings over deck equipment on inactivated vessels.

Expanding Market Seen—A further expansion of the market for stainless steel is seen by the management of the company, who points out that practically the entire dairy industry has standardized on stainless steel and that the food industry is moving in that direction. One company is making a completely stainless steel stove for commercial use. Domestic stove makers are using stainless for oven linings. Stainless hot water tanks are under consideration. Among the many other undeveloped outlets are linings for home chimneys.

WAA Asks Bids for West Coast Steel Foundry

War Assets Administration has called for bids Mar. 18 in San Francisco for purchase or lease of an open hearth and electric steel foundry in Pittsburg, Calif., which was leased and operated during the war by the Columbia Steel Co. Plant, which cost the government \$8,500,000, has a rated annual capacity of 30,000 net tons of castings annually.

BRIEFS

Paragraph mentions of developments of interest and significance within the metalworking industry

Conlon-Moore Corp., Chicago, manufacturer of cooking and heating appliances, has been formed by merging Conlon Corp., Chicago, and Moore Corp., Joliet, Ill. Bernard J. Hank is president.

Standard Stoker Co. Inc., New York, and **Read Machinery Co. Inc.**, York, Pa., will present a plan for merger at meetings this month of stockholders in the two companies.

General Electric Co., Schenectady, N. Y., has launched a nation-wide program, backed by a service organization, to supply the farmer with electric equipment.

Continental Can Co., New York, has purchased from WAA an aircraft supercharger plant in Milwaukee for \$2,626,627. Formerly operated by Allis-Chalmers Mfg. Co., it was built at a cost of more than \$4 million.

Anderson Stove Co., Anderson, Ind., has purchased an aluminum cylinder head plant in Anderson from WAA for \$429,000. Operated by General Motors Corp. during the war, the plant cost the government more than \$1 million.

Hewitt Rubber Division, Buffalo, Hewitt-Robins Inc., has appointed Ellis & Lowe Co. as a distributor for its industrial rubber products in the Tampa, Fla., area.

Truscon Steel Co., Youngstown, has purchased equipment and dies of Knapp Bros. Mfg. Co., Joliet, Ill., for manufacture of plastering accessories. The equipment will be moved to Youngstown.

Borg-Warner International Corp., Chicago, will handle the export activities of Autopulse Corp., Detroit, manufacturer of electric fuel pumps.

Siewek Tool Division, Domestic Industries Inc., Chicago, has been purchased by C. D. Reason, former eastern sales manager of the division. The firm has been renamed Siewek Tool Co., with offices in Detroit.

Service Caster & Truck Corp., Albion, Mich., manufacturer of material handling equipment, announces free training in operation and use of its products to any authorized employee sent to its plants by an industry.

Leeds & Northrup Co., Philadelphia,

manufacturer of electrical measuring instruments and heat treating furnaces, has prepared in booklet form an outline of its practical approach to the problem of industrial relations.

Monsanto Chemical Co., St. Louis, will begin commercial production of polyvinyl chloride plastic. The project involves construction of additional facilities at Springfield, Mass.

Milcor Steel Co., Milwaukee, subsidiary of Inland Steel Co., has announced a price reduction on side wall louver ventilators and roof louver ventilators.

P. R. Mallory & Co. Inc., Indianapolis, has expanded production of aluminum clad low carbon steel in strip form, at its Tipton, Ind., plant.

American Rolling Mill Co., Middletown, O., has completed 1,755,000 consecutive man-hours of work without a lost-time accident.

Ekco Products Co., Chicago, has placed a third pressure cooker on the market.

Air Reduction Sales Co., New York, has opened a retail store in Emeryville, Calif., for its welding and cutting gases and equipment.

Massey-Harris Co., Racine, Wis., is this year celebrating its 100th anniversary as a manufacturer of farm implements.

J. K. Larkin & Co. Inc., iron and steel jobber, has moved its general office to 701 Washington St., New York.

Blue Steel Swim Pool Co., Los Angeles, plans production of a swimming pool to be constructed of hot rolled steel plate.

Joslyn Supply & Mfg. Co., Chicago, is publishing a monthly stainless steel stock list which includes rounds, squares, flats, wire and a range of angles and channels.

Magnolia Metal Co., Elizabeth, N. J., has acquired Evans Engineering Co., Waukesha, Wis., manufacturer of a sleeve bearing.

B. F. Goodrich Co., Akron, has developed aircraft tires for the Navy "Sky-streak" plane which carry air pressures of 175 lb per square inch.

Apex Electrical Mfg. Co., Cleveland,

has announced monthly sales volume of \$2,500,000 or three times the prewar rate. Production of vacuum cleaners, washers and ironers in 1947 is expected to be about 720,000 units.

Non Ferrous Foundries Inc., Indianapolis, has installed facilities and perfected manufacturing techniques for production of special heat treatable copper alloy castings made under license arrangement with P. R. Mallory & Co. Inc., of that city.

Associated Welding Co., Baltimore, has moved from 1809 Lovegrove St. to 1226 Cooksie St.

Diesel Engine Manufacturers Association, Chicago, will offer an education conference during the week of June 23 for university professors who teach courses in diesel engineering. The conference will include classroom lectures and tours of factories and mechanical engineering school laboratories.

Cleveland Graphite Bronze Co., Cleveland, at its annual meeting Apr. 7 will ask stockholders' approval of a proposal to double the number of common shares. Purpose of the proposed split is to facilitate wider distribution of the stock.

Pennsylvania Flexible Metallic Tubing Co., Philadelphia, has opened Pacific division offices on Venice Blvd., Los Angeles.

Rheem Mfg. Co., San Francisco, has announced that its Australian affiliate, Rheem-Australia Pty. Ltd., has acquired a 15-acre site in Fremantle, Australia, where it will erect a plant to manufacture steel shipping containers.

Electric Products Co., Cleveland, has opened district offices at the local factory to handle sales and service for western New York, Pennsylvania, Ohio, West Virginia, Kentucky and Tennessee.

E. W. Bliss Co., Brooklyn, N. Y., has been re-equipping its Toledo, O., plant in order to attain the maximum manufacture of medium size and large power presses, Marshall M. Smith, Bliss president, has announced. Started 18 months ago, changes include installation of new foundry equipment, a new cupola and blower arrangement, time and temperature controls and machine tools valued at \$300,000.

Cherry Rivet Co., Los Angeles, is engaged in building up its inventory of monel rivets and plans to stock popular sizes of the blind rivets for immediate delivery.

The Business Trend

Industrial Index Recedes Slightly from Peak Level

SLIGHTLY reduced operations in the steel industry more than offset gains in automobile output and lowered STEEL's industrial production index for the week ended Mar. 1 to a preliminary 158 per cent of the 1936-1939 average of 100. However, that index level is only one point below the postwar high of 159 recorded in the week ended Feb. 22.

The decline in steel ingot output resulted largely from adverse weather and a transportation bottleneck stemming out of a shortage of freight cars. However, at 92.5 per cent of capacity, steel ingot production in the week ended Mar. 1 was at a higher rate than at any time in 1946.

Boosting output still further, auto builders turned out an estimated 104,802 passenger cars, trucks and busses in the week ended Mar. 1. This is the greatest weekly auto production since July, 1941. In auto production history, an output of 100,000 weekly stood out as a substantial achievement. Currently, approximately 70 per cent of the auto industry's output is passenger cars. In the recent upward movement of production the bulk of the increase has consisted of passenger vehicles.

COAL—Also at a high level is bituminous coal production, estimated output in the week ended Feb. 15 being 12,350,000 tons.

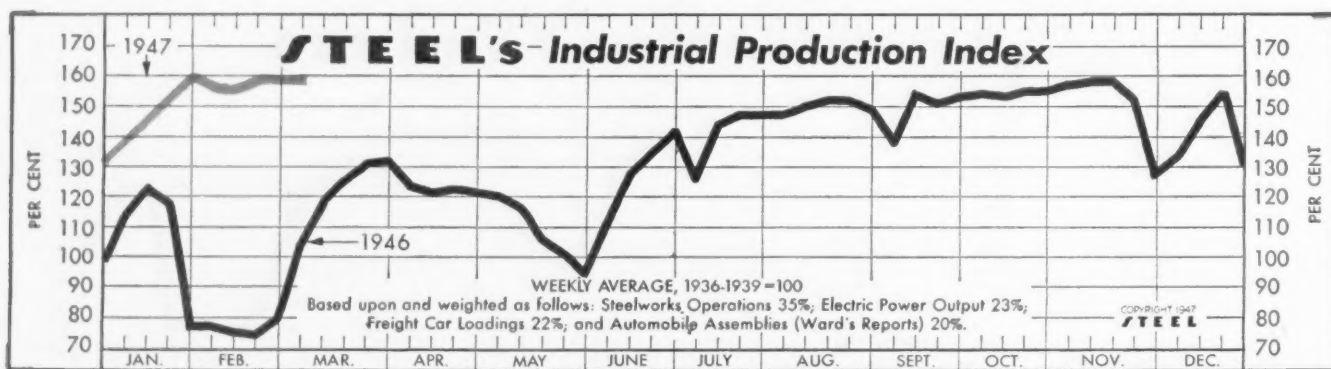
EMPLOYMENT—An improved flow of materials, re-

sumption of construction activity, and increases in employment in other non-farm activities are expected to boost employment above the current high levels, the United States Employment Service says. In January, there were 39,657,000 non-farm workers, 2,644,000 more than in January, 1946. With the exception of last December, January, 1947, factory employment was higher than in any month since July, 1945. Significantly, turnover is declining, indicating growing stabilization in the labor market, USES reported. In December, factory workers quit their jobs or took new ones at the lowest rate since early in the war, the quit rate, 29 per thousand workers, being below any month since early 1942.

PRODUCTION—Reflecting the high level of industrial activity with which this year has started is the Federal Reserve Board's industrial production index in January of 188 per cent of the 1935-1939 average of 100. That is the highest level attained since July, 1945.

PRICES—The inflationary trend of prices has produced another new postwar peak in the U. S. Bureau of Labor Statistics wholesale commodity price index, the latest report putting the index for the week ended Feb. 22 at 144.3 per cent of the 1926 average of 100. Since the week ended Feb. 1 there has been a steady rise in the index.

RAILROAD FREIGHT—January's higher level of business activity, compared with December, increased the volume of freight traffic handled by class 1 railroads in January to an estimated 50 billion ton-miles, a rise of one billion over December.



The Index (see chart above): Latest Week (preliminary) 158 Previous Week 159 Month Ago 157 Year Ago 105

FIGURES THIS WEEK

INDUSTRY

INDUSTRY	Latest Period ^o	Prior Week	Month Ago	Year Ago
Steel Ingot Output (per cent of capacity)†	92.5	94.5	92.5	56
Electric Power Distributed (million kilowatt hours)	4,797	4,778	4,777	4,000
Bituminous Coal Production (daily av.—1000 tons)	2,170	2,058	2,189	2,104
Petroleum Production (daily av.—1000 bbls.)	4,771	4,786	4,650	4,726
Construction Volume (ENR—Unit \$1,000,000)	\$91.7	\$98.5	\$94.5	\$96.9
Automobile and Truck Output (Ward's—number units)	104,802	103,400	94,114	17,575

^o Dates on request. † 1947 weekly capacity is 1,749,928 net tons. 1946 weekly capacity was 1,762,381 net tons.

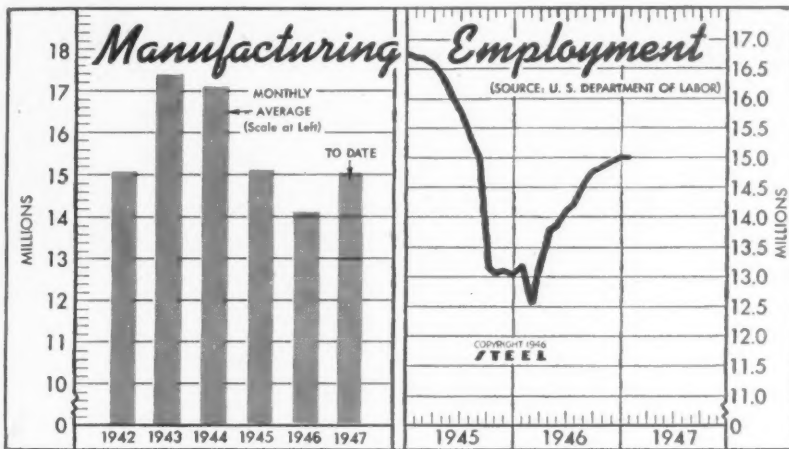
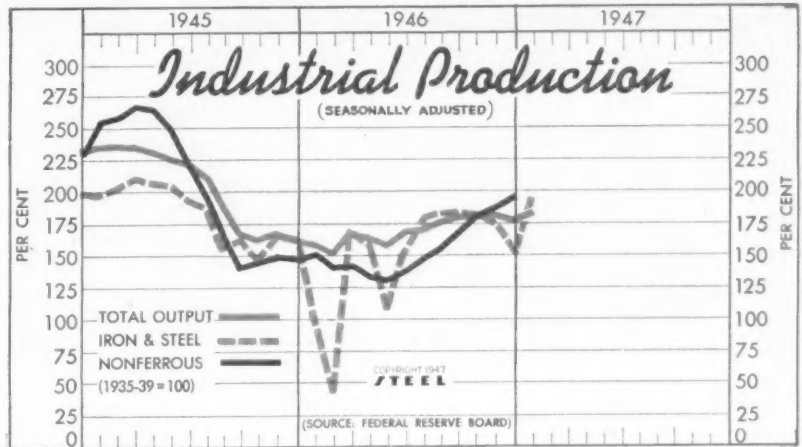
TRADE

Freight Carloadings (unit—1000 cars)	785†	777	835	782
Business Failures (Dun & Bradstreet, number)	74	58	65	15
Money in Circulation (in millions of dollars)†	\$28,262	\$28,276	\$28,265	\$27,938
Department Store Sales (change from like wk. a yr. ago)†	+2%	+17%	+17%	+20%

† Preliminary. ‡ Federal Reserve Board.

Federal Reserve Board's
Production Indexes
(1935-39=100)

	Total Production			Iron	Steel	Nonferrous
	1947	1946	1947			
Jan.	188	160	192	102	...	151
Feb.	152	...	43	139
Mar.	168	...	169	141
Apr.	165	...	159	132
May	159	...	109	130
June	170	...	154	137
July	172	...	179	148
Aug.	177	...	183	156
Sept.	180	...	184	167
Oct.	181	...	183	179
Nov.	182	...	177	187
Dec.	181	...	159	195
Ave.	171	...	150	155

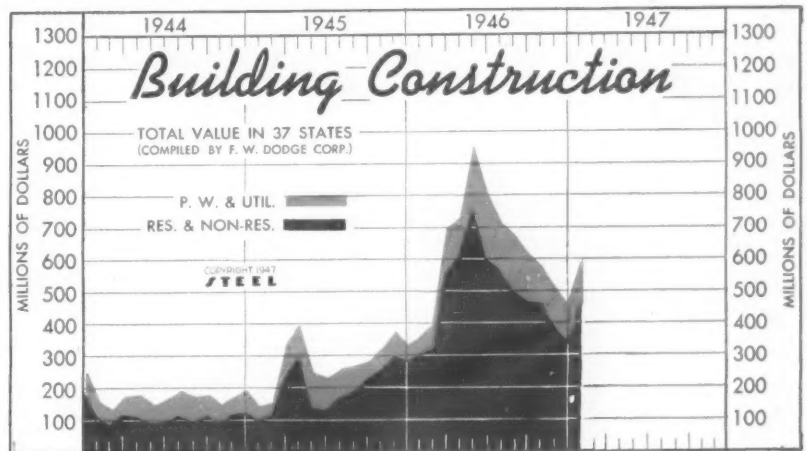


Factory Employment
(000 omitted)

	1947	1946	1945
January	15,033	13,236	16,696
February	15,033	12,536	16,684
March	15,033	13,206	16,557
April	15,033	13,776	16,302
May	15,033	13,901	16,012
June	15,033	14,098	15,749
July	15,033	14,244	15,331
August	15,033	14,583	15,019
September	15,033	14,731	13,159
October	15,033	14,761	13,048
November	15,033	14,967	13,110
December	15,033	15,048	13,059
Monthly Ave.	14,091	15,060	

Construction Valuation in 37 States
(Unit—\$1,000,000)

	Total 1947	Public Works- Utilities		Residential and Non-residential	
		1947	1946	1947	1946
Jan.	571.6	113.9	50.2	457.7	307.3
Feb.	64.7	...	322.7
Mar.	143.6	...	554.0
Apr.	128.1	...	606.8
May	197.9	...	754.6
June	202.5	...	605.5
July	153.1	...	564.9
Aug.	184.4	...	495.6
Sept.	156.4	...	463.5
Oct.	112.8	...	460.4
Nov.	121.8	...	382.0
Dec.	115.9	...	341.4
Total	1,631.4	...	5,858.7



FINANCE

	Latest Period°	Prior Week	Month Ago	Year Ago
Bank Clearings (Dun & Bradstreet—millions)	\$11,345	\$13,879	\$12,735	\$9,838
Federal Gross Debt (billions)	\$261.5	\$259.4	\$259.9	\$279.7
Bond Volume, NYSE (millions)	\$18.3	\$15.2	\$31.3	\$32.2
Stocks Sales, NYSE (thousands)	5,377	4,579	7,033	8,948
Loans and Investments (billions)†	\$55.1	\$55.3	\$56.0	\$68.2
United States Gov't. Obligations Held (millions)†	\$34,949	\$35,150	\$36,171	\$49,586

† Member banks, Federal Reserve System.

PRICES

STEEL's composite finished steel price average	\$69.73	\$69.73	\$69.36	\$64.45
All Commodities†	144.3	143.1	140.3	107.4
Industrial Raw Materials†	156.2	154.3	152.1	119.7
Manufactured Products†	140.0	139.1	136.0	103.4

† Bureau of Labor Statistics Index, 1926=100.

Men of Industry



CHARLES L. KERR

Charles L. Kerr has resigned as assistant sales manager, National Screw & Mfg. Co., Cleveland, to organize the C. L. Kerr Industries Inc., Cleveland. He is succeeded by George F. Jenkins, formerly district sales manager in Chicago.

George W. Lockwood has been appointed plant manager, Camden, N. J., plant of American Chain & Cable Co. Inc., Bridgeport, Conn.

Paul F. Mausz has been appointed plant superintendent, L. J. Mueller Furnace Co., Milwaukee. He succeeds Frank H. Schryer who has resigned because of ill health.

George W. Schweinhard, vice president and general manager, Bethlehem Supply Co., subsidiary of Bethlehem Pacific Coast Steel Corp., has retired and Wendell M. Jones has been named to succeed him.

A. T. Gibson, Kelite Products Inc., Los Angeles, has been appointed to the newly created office of assistant to the president. He will be in charge of supervising the development of the new Kelite manufacturing plant in Los Angeles.

Edward H. Henderson and Alan N. Ducommun have been elected directors of Ducommun Metals & Supply Co., Los Angeles.

R. C. Sogge, General Electric Co., Schenectady, N. Y., has been appointed manager, Standards Division, to succeed Lee F. Adams, who has been named consultant for the division. This will permit Mr. Adams the necessary time to devote to his duties as president of the U. S. National Committee of International



GEORGE F. JENKINS

Electrotechnical Commission and as vice chairman of the Standards Council of the American Standards Association.

Donald N. Watkins has been elected president and general manager, Laclede-Christy Clay Products Co., St. Louis, to succeed W. P. Hemphill, who is resuming active participation in the management of McKinsey, Kearney & Co., Chicago, of which he has been a partner for many years. He continues as a director and advisor of Laclede. Prior to the war, Mr. Watkins had been president of Steel Publications Inc., Pittsburgh, for a number of years, and is now a director and chairman of the board. During the war he was consultant to the Kaiser Iron & Steel group during the construction of its Fontana steel plant. Walter W. Shipley has been elected a vice president of the Laclede-Christy Clay Products Co.

George F. Holland has been elected president of the Union Twist Drill Co., Athol, Mass. He succeeds W. B. McSkimmon, who remains as treasurer of the company. Mr. Holland was formerly general manager of the company's Butterfield Division, with plants at Derby Line, Vt., and Rock Island, Que.

F. C. Sorensen, vice president, Cincinnati Gear Co., Cincinnati, has been elected to the newly created position of chairman of the board. He is succeeded as vice president by Paul W. Christensen Jr. Paul W. Christensen Sr. was re-elected president, and H. S. Miller, secretary-treasurer.

William A. Ferguson, Standard Electrical Tool Co., Cincinnati, has been promoted to president of the company, and



RALPH E. LARRY

Joseph J. Klopp has been named treasurer. Mr. Ferguson is succeeded as vice president by Jack J. Falls, former works manager. H. V. Feltes has resigned as president and treasurer.

Ralph E. Larry, Pittsburgh Limestone Corp., Pittsburgh, has been elected vice president to succeed H. L. Gordon, who is retiring after 28 years' service with this United States Steel Corp. subsidiary. Mr. Larry was formerly assistant to the president of the company. He will have his headquarters at New Castle, Pa.


General Electric X-Ray Corp., Chicago, has announced promotion of three major division managers to the rank of vice president, which increases the number of vice presidents of the company from one to four. They are: F. E. Scheven, in charge of manufacturing; M. J. Gross, in charge of engineering; and F. J. Walters Jr., in charge of employee and community relations.

Leonard C. Truesdell has been named vice president in charge of marketing, Hotpoint Inc., Chicago. He had formerly been affiliated with the Bendix Aviation Corp., Baltimore.

John Baldwin has been appointed assistant chief engineer, Weatherhead Co., Cleveland. He will have direct supervision of the project engineering and drafting and design groups. B. R. Teree has been appointed laboratory director, with supervision over the Weatherhead engineering laboratories.

K. R. Troyer, General Machinery & Engineering Corp., Hamilton, O., manager of the Hydraulic Press Division, has

3/8" Cut on S.A.E. 4640 Steel



SUNOCO EMULSIFYING CUTTING OIL

Permits Heavy Cut on 5" Heat-Treated Shaft

Here is a tough job, just one of thousands in which Sunoco makes possible fast, accurate machining:

Machine—20" x 96" "American" Pacemaker multi-production lathe

Operation—Turning 5" diameter shaft

Material—S.A.E. 4640 steel, heat-treated

Spindle Speed—133 r.p.m.

Cutting Speed—175 s.f.p.m.

Depth of Cut—3/8"

Feed—.015"

Tool—Cemented carbide

Cutting Lubricant—One part Sunoco to 20 parts water

For greater production, greater accuracy, smoother finish, put Sunoco, the "Job Proved" oil, to work in your shop. Sunoco quickly forms a stable emulsion when mixed with water. It has high lubricating and cooling qualities and is recommended for ferrous and nonferrous metals, alloy and carbon steels. For full information, or for a free copy of "Cutting and Grinding Facts," call the nearest Sun office today, or write Department S3.

SUN OIL COMPANY • Philadelphia 3, Pa.

SUN
SUNOCO

**INDUSTRIAL
PRODUCTS**

been promoted to sales manager of all the company's hydraulic veneer and plywood presses, glue room machinery for the wood-making trade, hydraulic compression plastic molding presses, phonograph record presses, brake presses, squaring shears and special machinery.

—o—
T. P. Underwood has been appointed manager of the Indianapolis office of Vanadium-Alloys Steel Co., Latrobe, Pa.

—o—
Alva E. Radcliffe has joined the sales staff of the Barney Florey organization, Cleveland and northern Ohio sales representatives for Automatic Transportation Co., Chicago.

—o—
Charles E. Lydecker has joined the sales engineering staff, Herbert B. Cumming Inc., northeastern New Jersey sales representative for Automatic Transportation Co., Chicago.

—o—
John A. Kobelenz has been appointed district sales representative for the northern section of Ohio for the O. K. Tool Co. Inc., Shelton, Conn., to succeed the late Frederick Schroeder.

—o—
Ralph E. Gordinier has been appointed chief research and design engineer of Eco Engineering Co., Newark, N. J.

—o—
Walter Giger, formerly chief engineer in the railway locomotive division of Brown-Boveri & Co., Baden, Switzerland, has rejoined the Allis-Chalmers Mfg. Co., Milwaukee. He has been placed in charge of promoting the firm's interests in the transportation industry.

—o—
Harry Engvall, **Hans Gartmann** and **H. V. Rasmussen** have been appointed to positions on the engineering staff of the De Laval Steam Turbine Co., Trenton, N. J. Mr. Engvall has been appointed

chief engineer of the Helical Gear Department; **Mr. Gartmann**, chief engineer of the Centrifugal Pump & Compressor Department; and **Mr. Rasmussen**, chief engineer of the Turbine Department.

—o—
Westinghouse Electric Corp., Pittsburgh, has announced the following appointments in the sales department and the order service department of the Standard Control Division: **C. A. Schmidt**, manager, thermal breaker section; **W. P. Zerbe**, manager, circuit device section; **R. E. Toomey**, manager, small AC control section; **J. C. Langaunet**, manager, bus duct section; **H. C. Metzger**, assistant order service manager; **J. F. Johnston**, supervisor of shipping and receiving; **G. N. Selen**, chief correspondent in order service; **C. F. Cervone**, stock control supervisor; and **C. B. Magill**, traffic supervisor for the division.

—o—
William P. Good has been appointed engineer in charge of applied research and development, Mid-States Equipment Corp., Chicago.

—o—
David E. Johnson has been appointed a vice president, Steel Improvement & Forge Co., Cleveland. He has been in charge of all production operations of the company as superintendent for many years.

—o—
John W. French, Arco Co., Cleveland, has been appointed sales manager of the Production Finishes Department of the company.

—o—
Robert R. Nash has been appointed director of a recently organized purchase analysis department in the Purchasing Division of the Ford Motor Co., Dearborn, Mich.

—o—
E. W. Sly, Chevrolet Motor Division,

Flint, Mich., has retired as general purchasing agent of the plants at Flint. He joined Chevrolet purchasing organization in 1919. He is succeeded by **Raymond D. Steward**, who has held that position at the Chevrolet-Tonawanda, N. Y., plant.

—o—
Albert W. Vanderhoof has been elected chairman of the board and president of the Standard Duplicating Machines Corp., Everett, Mass.

—o—
L. J. Caldwell, formerly manager of the Milwaukee branch of the Eugene Dietzgen Co., Milwaukee, has joined the firm of John Nichols Inc., in charge of the Engineering Sales Division.

—o—
The Specialty Brass Co., Kenosha, Wis., has announced the election of the following officers: **C. W. Anderson**, president; **C. M. Anderson**, foundry and general consultant; **E. H. Kleist**, executive vice president and general manager; **Martin Pedersen**, vice president; **John Skuhra**, treasurer; and **F. A. Weinstock**, secretary.

—o—
Norman F. Hindle, a member of the staff of the American Foundrymen's Association, for the past year on leave of absence as director of the AFA technical development program, has resigned from the association to become associate professor of mechanical engineering at the University of Idaho.

—o—
Frederick M. Eaton has been elected to the board of directors of Monsanto Chemical Co., St. Louis. He succeeds the late **Theodore Rassieur**. **Dr. Frederic L. Matthews** has been appointed associate director of research of the company's Merrimac Division at Everett, Mass. His former post of petroleum additives co-ordinator in Monsanto's Organ-



HARRY ENGVALL



HANS GARTMANN



H. V. RASMUSSEN

The Most Modern Line of WELDED STEEL PRESSES

Weldments FULLY STRESS-RELIEVED

Warco PRESSES

STRAIGHT-SIDED DOUBLE CRANK PRESS

Warco straight-sided double crank presses, built in capacity range from 100 to 500 tons, are electrically controlled. Optional features are die cushions in bed for draw work, roll feed for automatic operations.



Warco welded steel presses are built in one of the largest and most complete press factories in the world. Even the heaviest jobs are handled on a rapid straight-line production basis. For this reason there is minimum delay in filling orders.

The Warco line marks an outstanding forward

step in press engineering and design. Warco presses are engineered for versatility of use, to minimize wear on expensive dies, and for long satisfactory life of the press itself.

Our skilled and experienced engineers will be glad to work with you on any press problem. Write us today, or, if possible, arrange to visit our plant.

WARREN CITY MANUFACTURING COMPANY

1950 Griswold Street • Warren, Ohio

A Subsidiary of

The Federal Machine and Welder Company • Offices in Principal Cities



Double Crank Straight Side Press



Ten Point Coaxial Gear Press



Press Brake



600 200 Ton Press



Hydraulic Press



75-Ton 60 Press



Gear Press



Double Crank Top Press

ic Chemicals Division will be filled by **Harry W. Faust**. Mr. Faust is succeeded by **Dr. J. F. Palmer** as a group leader in petroleum chemical research in the Organic Chemicals Division.

—○—
The Alabama Clay Products Co., Birmingham, has announced the re-election of the following officers: **W. F. Godejohn**, president; **J. L. Cummings**, vice president; **H. W. Gethin**, vice president and general manager; **R. T. Risk**, secretary and treasurer; and **M. W. White**, assistant secretary.

—○—
John E. Payne has been appointed as headquarters industrial sales manager for the Westinghouse Electric Corp., Pittsburgh. He succeeds **C. B. Stainback** who was recently named industrial syndicate manager.

—○—
C. Stuart Haagensen has been appointed manager of the employment department, Allis-Chalmers Mfg. Co., Milwaukee. He succeeds **J. I. Onarheim** who has rejoined the company's sales organization. **Michael F. Biancardi** has been appointed manager of the health and safety department of the company.

—○—
Leonard C. Andersen, sales co-ordinator of the six divisions of Heil Co., Milwaukee, has been appointed manager of a new district, including California, Arizona and Nevada, with headquarters at Los Angeles. He is succeeded as sales co-ordinator at Milwaukee by **Karl Mindemann**.

—○—
Neele E. Stearns has been appointed assistant general manager of sales, Inland Steel Co., Chicago.

—○—
Charles J. Hardy, chairman of the board, American Car & Foundry Co., New York, has been re-elected a member of the Industrial Conference Board.

—○—
King R. H. Nelson has withdrawn as a partner of the Ferdinand G. Schultz Co., Pittsburgh, but will continue in the employ of the company as district representative. **F. G. Schultz** will continue as sole proprietor of the company.

—○—
Robert A. Nisbet has been appointed superintendent of the Waterford Works, chemical department, General Electric Co., Pittsfield, Mass.

—○—
William D. Taylor, Lukens Steel Co., Coatesville, Pa., has been appointed assistant metallurgical engineer, and **Samuel D. Lemmon**, engineer of tests.

—○—
Leicester B. Bishop has been appointed Ohio regional sales manager for the

All-State Welding Alloys Co., White Plains, N. Y. He will cover all of Ohio and Michigan, except the latter state's upper peninsula.

—○—
Charles M. Brown has been appointed sales manager, American Coach & Body Co., Oakland, Calif. Previously associated with the National Steel Products Co., Kansas City, Mo., and later with the McCabe Powers Auto Body Co., St. Louis, he was connected with the Consolidated Aircraft Corp., San Diego, Calif., during the war.

—○—
Robert S. Lee has been appointed to head the Planned Maintenance School of the Twin Coach Co., Kent, O.

—○—
Charles H. Krane has been appointed field engineer for the Norton Co., Worcester, Mass. He will have his headquarters in Hartford, Conn. **Julius F. Lovell** has been appointed assistant controller of the company to succeed **Everett M. Hicks**, who has been appointed assistant manager of the Grinding Machine Division.

—○—
Harry E. Brazier, former plant superintendent, Hudson Motor Car Co., Detroit, has been appointed plant manager of the Cincinnati Engine Division of Crosley Motors Inc., Cincinnati.

—○—
William H. Fellows has been appointed specialized abrasive engineer, Bay State Abrasive Products Co., Westboro, Mass. He will serve the foundry trade in metropolitan Chicago, and the mid-western area.

—○—
York-Shipley Inc., York, Pa., has announced appointments in their Industrial Division. **F. W. Cooper** is assistant manager of the division; **J. Walz Jr.**, district manager for the Middle West; **R.**



WILLIAM H. FELLOWS

P. Lindemuth, district manager for the middle Atlantic; and **C. M. Keady**, southern district manager. **W. S. Tallon** is application engineer for the Industrial Division; **E. W. Hagblom** and **B. S. Shewell** are field service engineers.

—○—
Harry N. Baum, advertising manager, Fairbanks, Morse & Co., has joined Gebhardt & Brockson, Advertising Agency, Chicago. He has been closely associated with the metalworking industries for many years.

—○—
Carl A. Eversman has been promoted to plant superintendent, Lorain, O., Division, American Stove Co., Cleveland. He succeeds the late **Albert C. Roeger**.

—○—
Roy Farquharson, Pioneer Engineering & Mfg. Co., Detroit, has been promoted to assistant chief engineer of the company.

—○—
R. B. Calcutt, United States Rubber Co., New York, has resigned from the sales department of the company, after completing 61 years of continuous service.

—○—
Pratt & Whitney Aircraft, East Hartford, Conn., has announced the following appointments in the purchasing department: **E. E. Champion** has been named purchasing agent, finished materials; **W. P. McKown**, purchasing agent, raw materials; **G. F. Flavell**, acting purchasing agent, shop supplies, tools, jigs, and fixtures; and **C. R. Skinner**, assistant to the purchasing manager. **R. W. Pinkham** has resigned from the company.

—○—
The American Hoist & Derrick Co., St. Paul, has announced the election of the following as officers of the company: **Frederic Crosby**, chairman of board and executive committee; **H. O. Washburn**, president; **S. M. Hunter**, vice president of sales; **Donal B. Botkin**, vice president of manufacturing; **J. F. Bishop**, secretary and treasurer; and **R. J. Henry**, assistant secretary.

—○—
John E. Bierwirth, president of New York Trust Co., has been elected a director of Bell Aircraft Corp., Niagara Falls, N. Y.

—○—
Martin G. Levens has been appointed a sales representative for Pittsburgh Plate Glass Co., Pittsburgh, in the company's Columbia Chemical Division. He will cover the Cleveland territory.

—○—
C. W. Conn has resigned his position as assistant open hearth superintendent, Kaiser Co. Inc., Iron & Steel Division, Fontana, Calif. He has been appointed



CHARLES E. SMITH
Promoted to executive vice president, *Towmotor Corp.*, Cleveland. Noted in *STEEL*, Mar. 3 issue, p. 106

superintendent of open hearths for the Ford Motor Co., River Rouge, Mich.

Floyd Jones has been appointed sales manager of the portable compressor division of the Davey Compressor Co., Kent, O.

H. S. Hersey, C. O. Bartlett & Snow Co., Cleveland, has been re-elected president and general manager of the company, and C. J. Neville, executive vice president and treasurer. Three new vice presidents were announced by the company: B. A. Smith, vice president, secretary, and director of engineering; C. O. Bartlett, vice president and director of sales; and H. A. Christy, vice president and director of manufacturing. C. Ralph Willson, manager of purchasing, and John Hersey are newly elected members of the board of directors.

Charles R. Ellicott Jr. has been appointed sales representative in the New York City area for the Symington-Gould



FRANK L. CASSIDY
Elected vice president in charge of sales, *Saidelhuber Iron & Bronze Works Inc.*, Seattle. Noted in *STEEL*, Mar. 3 issue, p. 104

Corp., Rochester, N. Y. He will represent that company in the sales of industrial and miscellaneous carbon steel and alloy steel castings.

Keith Rindfleisch has been appointed Pittsburgh district manager of the United States Steel Supply Co., subsidiary of U. S. Steel Corp. He succeeds J. H. Fogwell, who has retired after 46 years' service with the company. Mr. Rindfleisch was formerly assistant district manager in Cleveland and is succeeded in that position by Wallace W. Clevenger.

Joseph C. Edler has been appointed sales engineer, Superior Engine Division, National Supply Co., Pittsburgh. He will have his headquarters in Chicago.

William J. Hittner has been elected president, Iron City Spring Co., Pittsburgh. Robert N. Austen has been named vice president and secretary. Other officers elected include Charles A. Bar-



H. A. ROEMER JR.
Elected vice president, *Sharon Steel Corp.*, Sharon, Pa. Noted in *STEEL*, Mar. 3 issue, p. 109

dolph, treasurer; J. E. Casey, assistant treasurer; and William F. Kolling, assistant secretary.

Alvin L. Krieg has been appointed assistant to the general manager of the National Machine Tool Builders' Association, Cleveland. He was formerly associated with the American Steel & Wire Co., U. S. Steel subsidiary, as assistant to the director of public relations.

McDowell Mfg. Co., Millvale, Pa., has announced the following appointments: C. E. Rickard has been named production manager; Charles G. Auchter, field representative for the company; and Eric B. Beckman, industrial engineer.

Robert Ferriday Jr., treasurer of Metal Industries Inc., Indianapolis, has been elected Indiana district chairman, Pressed Metal Institute, and Don Harrison, O. K. Stamping Corp., Fort Wayne, Ind., has been nominated national trustee-at-large of the Indiana district.

OBITUARIES . . .

William S. Armstrong, 59, vice president, Henry Diston & Sons Inc., Philadelphia, died Feb. 17. He had been associated with the company for almost 40 years.

Louis B. Patterson, 80, one of the founders of the Avey Drilling Machine Co., Covington, Ky., died Feb. 25. He had been president and treasurer of the company.

Charles J. Hagen, 85, president of the Eagle Mfg. Co., Appleton, Wis., died recently.

Charles B. Goodspeed, 62, president of

the Buckeye Steel Castings Co., Chicago, died Feb. 23.

George Thompson, 78, former research electrical engineer with the Bell Telephone Laboratories, New York, died in Landsdowne, Pa., recently.

Ernest M. Sternberg, executive vice president, and one of the founders of the Sterling Motor Truck Co., Milwaukee, died in Miami, Fla., recently.

Lafayette Young, 69, vice president and general superintendent of the Laclede Steel Co., St. Louis, died Feb. 28. He had been with the company since 1911.

John A. Markley, 86, founder and

president of the Lake Erie Forge & Machine Co., Cleveland, died Mar. 3.

Eric C. Gyllensvard, export and New York office manager of Farrel-Birmingham Co. Inc., Ansonia, Conn., was killed Feb. 17 when struck by lightning while on a business trip in Sao Paulo, Brazil.

James B. Robarts, 37, general superintendent, Superior Sheet Steel Division, Canton, O., Borg-Warner Corp., died Mar. 1. He had been associated with the company for 21 years.

Leonard L. Solger, 59, in charge of railway sales for the Chicago district, Republic Steel Corp., Cleveland, died Mar. 3 in Aurora, Ill.

SOLUTION to many of the problems involving design and production economy in commercial trailer manufacturing is being obtained at first hand from road tests which utilize a unique testing technique. By using a mobile electronic stress measuring unit in tow with the trailer being tested, The Trailmobile Co., Cincinnati, O., is able to check the effectiveness of the engineering incorporated in a trailer design—before the model goes into production. Not only has this testing method proved its worth in verifying engineering data which to a great extent had been derived empirically, but much hitherto unknown information has been obtained regarding stress distribution and concentration in the trailer structure.

A test model of the trailer is fully loaded and then subjected to road tests that duplicate every conceivable


service condition with regard to stresses set up within the various components of the trailer. During the test, the intensity of stress at critical points on the structure is determined and recorded by the instruments carried in the mobile unit shown in Fig. 2. Thus, after the road tests have been completed, a permanent record is available which can be studied by the engineering department to determine the most effective high strength—minimum weight ratio for each component as well as the life expectancy of the entire structure.

The testing unit, designed by J. J. Black, vice president and director of the engineering department, and his staff, is a self-contained mobile laboratory for stress analysis. Instruments carried by this tandem axle "auxiliary" trailer include a power unit, a special switchboard which can handle 48 strain gage circuits, a direct inking oscillograph and 2 high-gain amplifiers. The latter instruments,



Mobile

By JOHN PARINA JR.
Associate Editor, STEEL



made by the Brush Development Co., Cleveland, are shown in Fig. 1. The switchboard can handle single circuits to every individual strain gage or it can be used to select gages within certain areas of the structure during special tests.

Stresses are picked up at the points of the structure under study by SR-4 bonded-wire gages. These gages, made by the Baldwin Southwark Division, Baldwin Locomotive Works, Philadelphia, utilize the principle that the electrical characteristics of a wire filament change with a physical strain. Thus, a fine resistance element can be employed in such a way that deformations resulting from applied loads in the body under test manifest themselves in the resistance wire as changes in length and diameter. In turn, these physical changes in the grid affect its electrical properties since electrical resistance is directly proportional to the length of the conductor and inversely

proportional to its cross sectional area.

The problem of measuring forces and deformation therefore becomes one of measuring changes in resistance of the grid.

The simplest type of gage is similar to that shown in Fig. 3, which consists of a fine wire grid cemented to a thin piece of paper. To keep the gage as small and light as possible and to increase the resistance of the wire, extremely fine wire is used for the grid. For example, the A-1 gages used at Trailmobile have grids made of copper-nickel wire of the Constantan type that is only 0.001-in. in diameter. The paper to which the grid is bonded is too weak to prevent the strain from being transferred to the wire; it acts merely as a carrier for the filament. This carrier sheet is then cemented to the surface of the member under test and the lead wires are connected to the rest of the electrical circuit. A valuable characteristic of the A type cellulose bonded gages is that they are usable for both static and dynamic testing procedures.

However, because the total change in the resistance of the gage is quite small even for a relatively large stress, this change in resistance is not measured directly. Instead, each gage is used as the unknown resistance of a four-arm Wheatstone Bridge, the bridges being located at the switchboard. Advantage of using the Wheatstone Bridge is that very small changes in resistance may be measured with a high degree of precision. The bridge consists of four resistances, (Please turn to Page 102)

Laboratory

... measures stresses in fully loaded steel trailers under actual road conditions. This unique approach to design and engineering problems has permitted the development of a better balanced trailer of lower weight at minimum cost

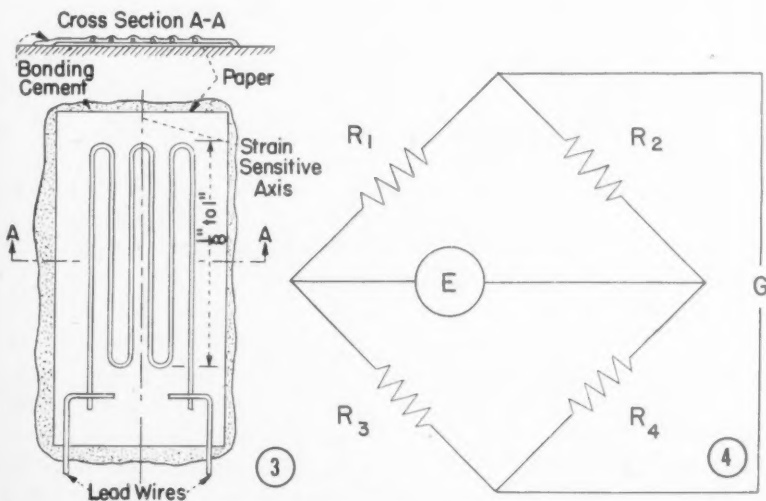


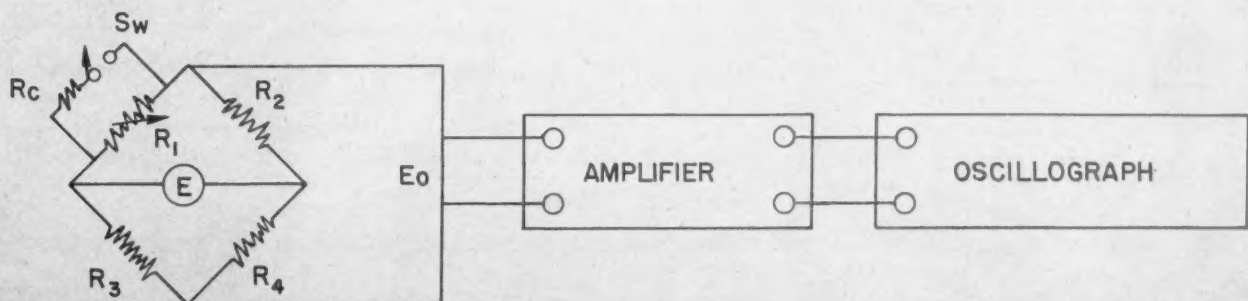
Fig. 1—In the center is the oscillograph with dual charting pens that record stress story on tape. High gain amplifiers are located on either side of the oscillograph

Fig. 2—The mobile stress measuring unit that is towed by the trailer being tested

Fig. 3—Schematic drawing of a bonded-type wire gage

Fig. 4—Network represented is the basic Wheatstone bridge which is used as a bridge circuit for finding the value of an unknown resistance by comparing it with a known standard

Fig. 5—Calibrating and stress recording circuit employed at Trailmobile



Seen and Heard in the Machinery Field

By GUY HUBBARD
Machine Tool Editor

ANATOMY OF A LATHE: Speaking of the multiplicity of details which enter into the design of a modern machine tool, I made the following remark in the Aug. 26, 1946 issue, regarding the multiplicity of drawings involved: "If all these layouts were superimposed, the resulting tangle of lines would be beyond human understanding."

A few weeks ago, during a visit to the R. K. LeBlond Machine Tool Co., Cincinnati, I discovered that serious thought was being given to this same state-of-affairs from the standpoint of sales and service. When I saw what my friends, B. N. Brockman and S. R. Best, were doing in a determined effort to solve the problem of "understandability" in connection with their new Dual Drive lathe, I had a strong suspicion that they had been peering between the covers of "the old family medical book" for inspiration.

Be that as it may, they now have sent to me a completed job which goes far beyond any of the old family medical book anatomical charts in clarity of detail and in ingenuity of presentation. Thanks to the invention of color printing on cellophane, they have succeeded in superimposing "one layer of lathe upon another layer of lathe" in such a way that the assembly of layers constitutes a complete picture of the machine in correct color and in correct perspective. At the same time, any "layer" can be examined at will in its correct relation with other "layers."

Messrs. Brockman and Best refer to this unique presentation of the anatomy of a lathe as their "silent salesman." They believe that they have hit upon an entirely new technique as far as the pictorial presentation of the whole story of the external and internal "works" of a modern machine tool are concerned. I am strongly inclined to agree with them. Every now and then the ice needs to be broken in the field of machine tool marketing. This is the best example of constructive ice breaking that I have noted for many a long day.

Specifically, this LeBlond "anatomy of a lathe" is neatly packaged in the form of an 11 by 8½ in. brochure hinged on the short dimension. It has a "dynamic cover" on which the wheels go around when the book is oscillated.

The body of the book consists of five double cellophane sheets, each carrying front and back views of successive layers or details of construction—starting with the cover of the headstock and winding up with a basic view of cabinet frame, bed, headstock, drive and feed works, carriage, apron and tailstock, in partial section after covers,

JOINING

Magnesium Alloys

By ALLEN G. GRAY
Consulting Editor, STEEL

Continuing discussion of methods of joining magnesium parts, the author covers gas, arc and flash welding and soldering techniques

ADVISABILITY of fabricating a structure by means of fusion welding in preference to riveting or spot welding is usually dictated by the shape of the structure and the purpose for which it is intended. Magnesium alloys can be gas welded using oxyacetylene, oxyhydrogen or oxycarbohydrogen gas. Oxycarbohydrogen is recommended because it provides a more easily seen and therefore a more easily adjusted flame than oxyhydrogen, and a cooler flame than oxyacetylene. This latter fact is especially important when welding thin sheet.

Gas welding usually is preferred to arc welding for

light gage magnesium parts (less than 0.1-in. thick) which are not highly stressed. Fitup is not critical for gas welding; for example, it is possible to weld parts together where gaps as large as six times the material thickness (up to a maximum of ⅜-in.) occur. This is a definite advantage in fitting up complicated formed parts where the accurate fitup required for arc welding is difficult to obtain.

Alloy M is readily gas weldable. Gas welds in FS-1 and J-1 must be limited to free welds, otherwise cracking is liable to occur. Gas welding is preferably limited to joining like alloys although successful welding may

handles, slides, gear clusters, etc., have been "lifted" off by turning intermediate pages. Unlike ordinary pictures, all of these transparencies have both "fronts" and "backs," so that when a layer is lifted off, what is on the underside of that layer—as well as beneath it—can be studied.

I could go on and on giving further interesting things about this book—such as the five-color scheme for identifying various details running through a lathe's anatomy. However, if you are the sort of person who properly should have all these details, send \$1.00 to LeBlond and get a copy of the brochure. R. K. LeBlond puts it this way: "We are in the machine tool business—not in the publishing business—and our only purpose in charging for this book at all is to limit its distribution to those who really should have it."

FEAR OF WHAT AINT: As a result of our reviews of the National Machine Tool Builders' brochure, "Ten Great Inventions," both Earl Shaner and I have received a surprising number of letters, all of which—incidentally—are favorable to that brochure and its revelation of basic truths about mechanization.

One of my correspondents is R. J. Kryter, sales manager, Esterline-Angus Co. Inc., Indianapolis. His company makes electrical instruments. Therefore I told him the following "resistance to instrumentation" story.

Heat treating of high speed steel forming tools—or any high speed steel tools—was comparatively a new art back in 1915. One man in the machine tool plant where I then was working, had the knack of peering through a peephole

in an oil-fired furnace and detecting by color and "sweat" of the tools when they had reached correct temperature for quenching—2200° F, as I recall it.

Being concerned about what would happen to that phase of the business in case that one individual should pass away, quit or lose his keenness of vision or judgment, the management took steps to install an electrical pyrometer hooked up with a wall-mounted recording instrument.

No sooner had this instrument been installed, than the individual with the "pyrometer eye," with several of his faithful followers, appeared at the front office with an ultimatum to the effect that they would take no responsibility for results of heat treating and hardening operations supervised by "looking at a picture on the wall."

This struck a responsive chord with Mr. Kryter. He writes as follows: "Mr. Angus, president of our company, has under the glass on his desk a cartoon entitled 'The First Pyrometer.' This shows a stooped, grizzled old man shading his eyes with his hand as he squints into the peephole in a furnace door.

"With all the tremendous strides that instruments have made, that kind of thing still is surprisingly prevalent—and it is by no means restricted to instruments. People tend to follow known methods, they are inclined to fear and distrust any new thing.

"I think that it is much like a child's fear of the dark. He doesn't *know* of anything dangerous or fearful or hostile in the dark room. It is the *unknown* that he fears. The same is true of a new invention. Its ultimate effects are unknown—hence people fear and distrust it."

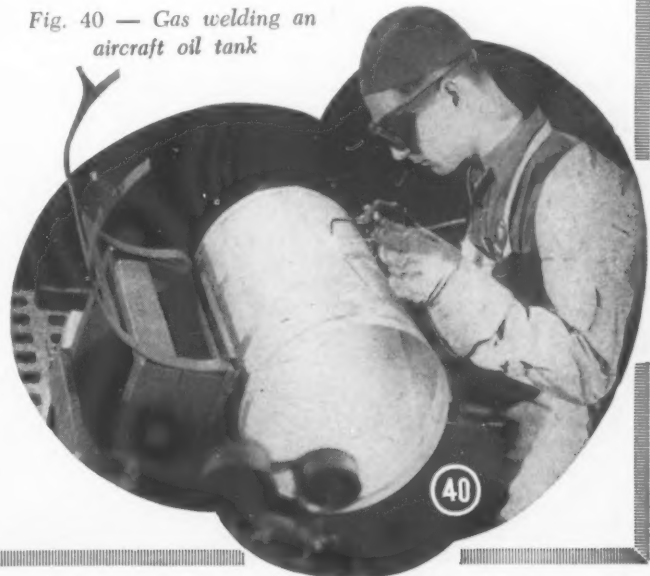
be done if the materials have the same alloying constituents and their melting points are nearly equal. When cast fittings are welded to wrought structures the casting should be made preferably from the same alloy as the wrought material.

Gas welds are limited to butt type joints or corner joints which do not result in flux entrapment such as occurs in lap joints, edge joints, or plug type welds. This is due to the fact that the flux used in welding is an active corroding agent in the presence of moisture and when left in contact with magnesium will invariably result in trouble. If tee welds are made by gas welding, the weld should be made from one side and penetration should be sufficient to push the flux from between the abutting surfaces. All joints should be limited to gages which can be welded in a single pass as flux entrapment is apt to occur when a weld is refluxed for multiple pass welds. The maximum sheet thickness that can be butt welded in a single pass and which, therefore, limits the maximum gage sheet which should be gas welded, is 0.25-in.

Equipment: Standard lightweight aircraft type welding torches are used for welding magnesium alloys. Tip sizes with orifices ranging from 0.035 to 0.081-in. are used depending on the gage sheet being welded.

Various gases and mixtures of gases are used with oxygen for welding magnesium alloys. Acetylene gas is satisfactory for welding gages heavier than 0.064 but normally is not used on thinner sheet as the flame is too hot and therefore difficult to control. Acetylene also causes pitting, probably the effect of high temperature on the flux, on the weld bead surface. Pitting is not particularly harmful but it (*Please turn to Page 114*)

Fig. 40 — Gas welding an aircraft oil tank



Heat Treatment of

HIGH SPEED

ANY high alloy steel or high speed steel, in the as quenched condition, is composed of the decomposition products of austenite which is usually martensite, undissolved carbide, and retained austenite. Percentage of these three constituents is mostly a function of the original chemical composition and the austenitizing temperature used.

Martensite is the hard structure which is formed by decomposition of the austenitic grain at relatively low temperatures. In the case of high speed steels the temperature at which martensite starts to form when cooled from the austenitizing temperature is approximately 500° F. Temperature range in which most of the transformation takes place is between 500° and 400° F, although it has been found that some further transformation from austenite to martensite does take place as the steel is cooled on down to and even far below room temperatures.

Temperature at which martensite begins to form is now commonly known as the M_s point while that temperature at which transformation to martensite ends is known as the M_f point, and the temperature range between M_s and M_f is known as the martensite formation range. Investigators have had little difficulty in finding the M_s temperature, but the M_f temperature is much more difficult. We do know, however that both M_f and M_s are influenced by the austenitizing temperature, or, in other words, the grain size and amount of dissolved carbide.

It has been proved by others that some transformation takes place in high speed steel even down to temperatures of minus 250° F. There has been much discussion during the past few years over the value of using low temperature treatments in the cycle of heat treating high speed steels, so that even at this point the

reader may have a fair idea of what can be accomplished by the use of such treatment.

Figs. 4, 5, and 6 (which were shown in the first installment and partially discussed at that time) show quite clearly just how much transformation can be affected by subjecting high speed steels to minus 120° F after cooling from the austenitizing temperature. These illustrations show results obtained from specimens of types A, B, and C respectively.

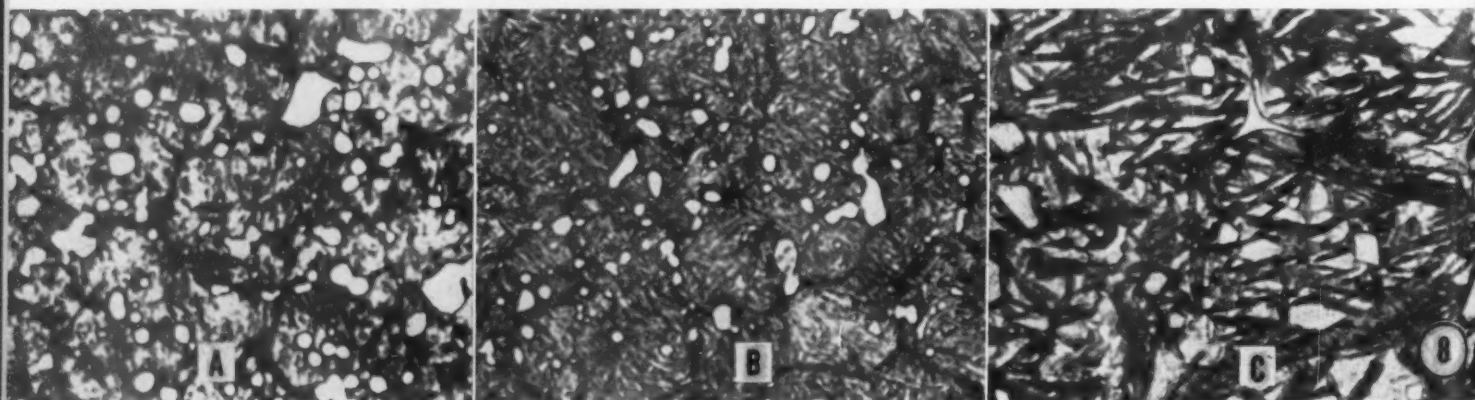
It is interesting to note that for type A steel austenitized at 2150° F only about 3 per cent of austenite is transformed although as the austenitizing temperature is increased to 2450° F the low temperature is capable of transforming about 10 per cent. In type B steel only about 2 per cent is transformed in specimens austenitized at 2050° F. However, this increases so that about 10 per cent is transformed in specimens austenitized at 2350° F. Steel type C, which has high cobalt content, shows the low temperature to have transformed only about 7 per cent in specimens austenitized at 2300° F.

The author has found by previous experience that the transformation which could be affected by low temperature treatment took place gradually as the specimens were cooled though it was arrested at any given temperature as soon as the entire specimen reached that temperature. In other words, prolonged holding periods at temperature have been proved to be of no value and by the same token repeated cycles of low temperature treatment have been found to be of no value in affecting further transformation.

As would be logical to expect, hardness of the specimens also increases as more austenite is transformed. Table II lists hardness readings taken on specimens of type A steel at different steps in the cycle of heat treat-

Fig. 4-6—Charts showing retained austenite as a function of austenitizing temperature for high speed steel types A, B, and C, respectively

Fig. 8—Type A steel in the hardened and tempered condition; structure shown in A is of a specimen austenitized at 2150° F and double tempered at 1050° F; austenitizing temperature of B was 2300° F; structure shown in C resulted after specimen was austenitized at 2425° F and double tempered at 1050° F after cooling to room temperature from the austenitizing temperature



STEELS

In this concluding article the author advances two postulates: Transformation of austenite in most steels is completed in less time than some former investigations have shown; and major portion of transformation takes place during heating to the tempering temperature

ment. The first column gives rockwell C readings taken on specimens after cooling from the various austenitizing temperatures as indicated while the second column shows the hardness after subjecting to minus 120° F. Tables III and IV are a tabulation of hardness readings taken on specimens of types B and C respectively.

Up to this point discussion has been confined to the structural changes involved in three different types of high speed steel in the austenitizing and cooling operations, including a continued cooling to sub-zero temperatures. To continue, most of the following data discussed will be related to the tempering operations and the physical changes involved.

As was previously mentioned, in case of a straight carbon or very low alloy type of steel the hardness decreases rapidly as the tempering temperature is increased. This hardness drop usually starts at about 250° F and continues to decrease with no sign whatsoever of what is termed as a secondary hardness range. All types of high speed steels behave in a very different manner in tempering operations in that they are capable of developing a secondary hardness when reheated to some elevated temperature after austenitizing and cooling. Fig. 12 is a chart showing the hardness values of the three types of high speed steels when tempered at the various temperatures as indicated on the horizontal axis. All specimens used to obtain data were austenitized at the optimum temperature as indicated and oil quenched to room temperature. Austenitizing time was constant and the tempering time was 2 hours for all specimens. Hardness readings were taken after samples had assumed room temperature. These hardnesses versus tempering temperature curves are typical for high alloy steels such as the high speed steels.

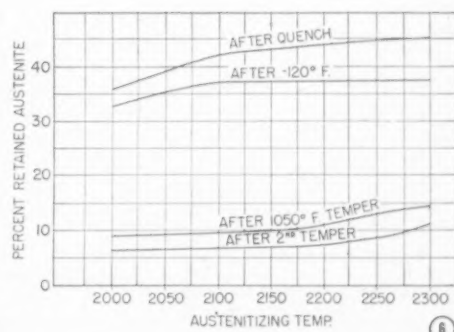
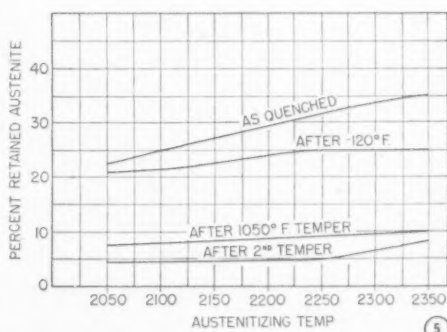
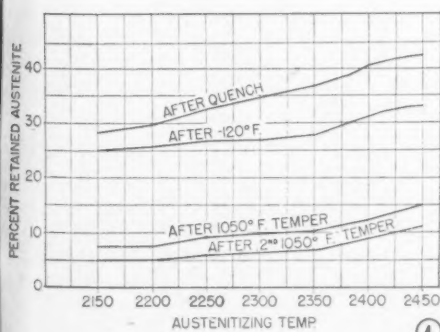
It may be readily observed that on all three types the hardness begins to decrease after approximately 300° F is reached and continues to decrease up to about 700° F at which time the hardness starts to increase and continues to do so from the 1000° to 1100° F tempering range after which the hardness decreases rapidly. To explain this phenomenon it is necessary to again refer to Figs. 4, 5, and 6.

Study of these figures shows that even after the austenitized specimens had been subjected to the low temperature treatment high percentages of austenite remain nontransformed. When such a structure is reheated this retained austenite begins to transform to martensite. In the lower temperature range of heating around 500° F, there is very little if any transformation so that the hardness decreases as the martensite formed from the austenitizing operation (commonly termed as primary martensite) becomes tempered.

As the temperature is increased, however, larger amounts of austenite transform so that the hardness is increased, thus resulting in the conditions as shown in Fig. 8. The second curve from the bottom in each of Figs. 4, 5, and 6 shows the exact amount of transformation which can be affected by tempering the various types at 1050° F and cooling to room temperature.

A second identical tempering operation will, in most cases, transform a small additional amount which is also shown by the lower curves on these three figures. The results of repeating the same tempering operations more than twice are not shown on these charts since there is very little if any change, therefore we can conclude that all transformation which can be affected without loss of hardness will be accomplished by tempering twice.

It is not possible to transform all of the austenite, as



is shown in the figures just discussed, unless temperatures much higher than 1050° F are employed and since such practice would rapidly reduce the hardness it would be impractical. After the second temper at 1050° F specimens of type B steel austenitized at the optimum temperature of 2250° F still show 5 per cent nontransformed which is commonly termed as stable austenite. In the cases of types A and C the nontransformed constituent after double tempering specimens austenitized at 2325° F and 2200° F, respectively, is about 7 per cent.

In order to determine exactly how much greater net transformation could be attributed to the low temperature treatment a group of test specimens were heat treated in exactly the same manner as those used for the data illustrated by Figs. 4, 5, and 6 excepting the low temperature treatment was not employed at all. Fig. 13 is a chart showing results for type A steel. Since types B and C behaved in a very similar manner charts for these two latter steels are not shown.

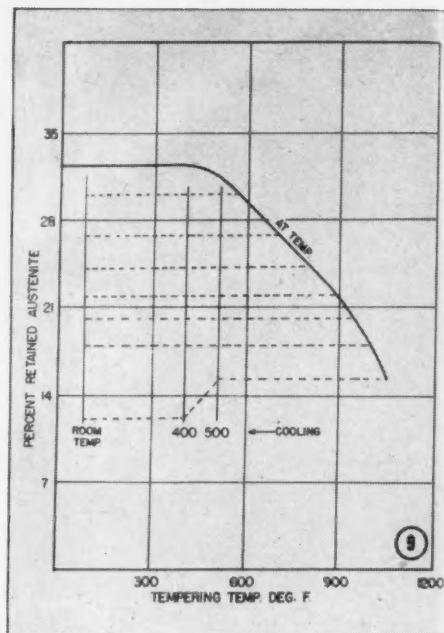
Comparing Fig. 13 with Fig. 4, it will be noted that type A steel austenitized at 2325° F, cooled first to room temperature then to minus 120° F and double tempered at 1050° F shows 7 per cent of nontransformed constituent while specimens treated in exactly the same manner but not subjected to the low temperature contained 10 per cent of nontransformed constituent. Therefore, low temperature treatment showed a net gain of 3 per cent transformation after the complete heat treating cycle.

Even though Fig. 12 does show that the maximum secondary hardness values are obtained on three types by tempering at about 1050° F, this is true only when the optimum austenitizing temperature for the particular steel is used. When the steel is austenitized at a temperature too low to obtain sufficient solution of the complex carbide, the peak of secondary hardness will not only be somewhat lower than the hardness values obtained after quench, but also this peak will be reached at a somewhat lower tempering temperature.

By the same token if the steel is austenitized at a temperature somewhat higher than the optimum the peak of secondary hardness will be reached at a tempering temperature slightly higher than 1050° F. In this case the hardness after tempering is often slightly higher than the value obtained after quench. This phenomenon is due to increased amount of carbide dissolved by the higher austenitizing temperatures.

In the last two columns at the right of hardness tabulations in Tables II, III, and IV, hardness variations after tempering are shown for the various austenitizing tem-

Fig. 9-11 — Charts showing the percentage of existing austenite when measured at temperatures indicated for types A, B, and C, respectively. Curved lines marked "at temp" indicate the amount of austenite present for specimens after austenitizing at the optimum temperature, cooling to room temperature and tempering for 1-hour at the various temperatures indicated



peratures. The practice of overheating in order to obtain a higher secondary hardness is usually not to be recommended because a structure with such a coarse austenitic grain is quite brittle.

Figs. 8A, B, and C are photomicrographs taken at X 1000 of type A high speed steel in the hardened and tempered condition. Fig. 8-A shows the structure in a specimen of type A steel austenitized at 2150° F and double tempered at 1050° F hardness after tempering in this case was found to be rockwell C 56; B is a specimen of the same steel and treated in the same way except that austenitizing temperature was 2300° F. Hardness of this specimen is rockwell C 65; the amount of undissolved carbide has decreased but the structure has not yet coarsened. Fig. 8-C shows the structure of a specimen also type A steel which has been austenitized very close to the fusion point (2425° F) cooled to room temperature and double tempered at 1050° F. Even though the hardness of this specimen is rockwell C 66 this coarse martensite is an undesirable structure because of the tendency to brittleness and cracking during heat treatment.

Microstructures of steels type B and C are not shown inasmuch as they appear almost identical with that of type A, that is, the martensitic structure born from the austenitic grain which has been held very close to its fusion

TABLE II

HARDNESS TABULATION - STEEL-TYPE "A"

AUSTENITIZING TEMP	HARDNESS AFTER QUENCH	HARDNESS AFTER -120°F	HARDNESS AFTER 1050° F TEMPER	HARDNESS AFTER 2-1050° F TEMPER
2150° F	C-61.5	C-62	C-58	C-56
2200° F	C-65	C-66.5	C-62	C-61
2250° F	C-65.5	C-67	C-63	C-62.5
2300° F	C-65.5	C-67	C-65	C-64.5
2350° F	C-65.5	C-67	C-65	C-65
2400° F	C-63	C-66	C-66	C-66
2450° F	C-62.5	C-66	C-66	C-66

TABLE III

HARDNESS TABULATION - STEEL-TYPE "B"

AUSTENITIZING TEMP	HARDNESS AFTER QUENCH	HARDNESS AFTER -120°F	HARDNESS AFTER 1050° F TEMPER	HARDNESS AFTER 2-1050° F TEMPER
2050° F	C-62	C-62	C-60	C-59
2100° F	C-64	C-64	C-61	C-61
2150° F	C-64.5	C-64.5	C-61	C-61
2200° F	C-64.5	C-65	C-63.5	C-63.5
2250° F	C-66	C-66	C-64	C-64
2300° F	C-62	C-64.5	C-65.5	C-64.5
2350° F	C-62	C-63.5	C-66.5	C-66.5

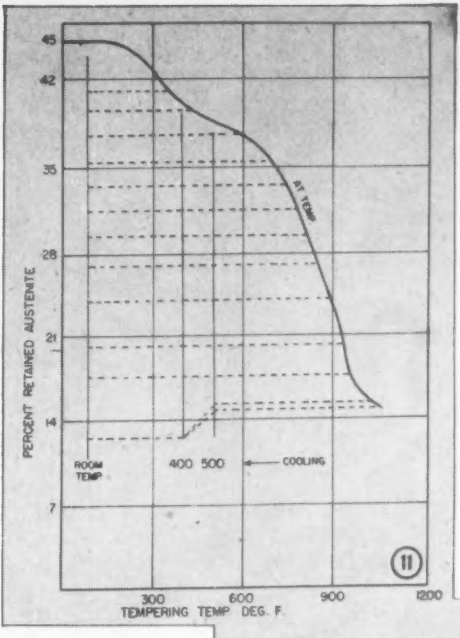
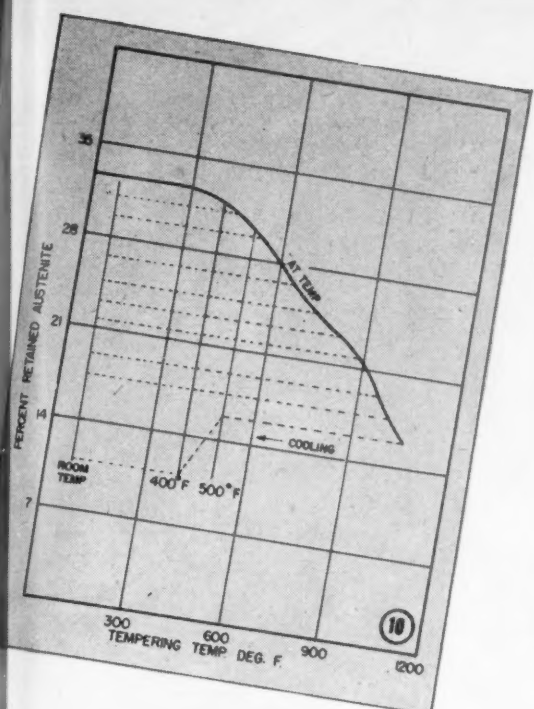
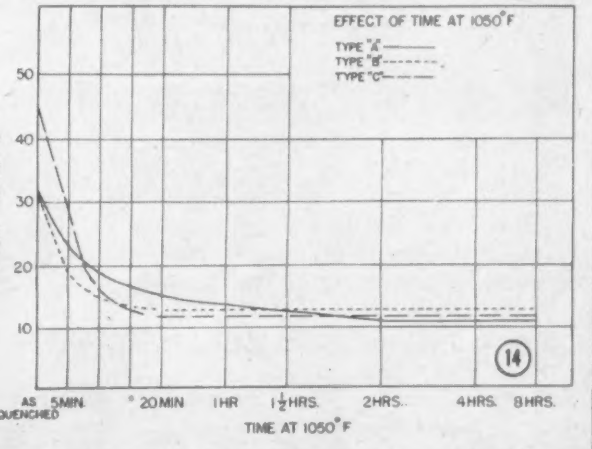
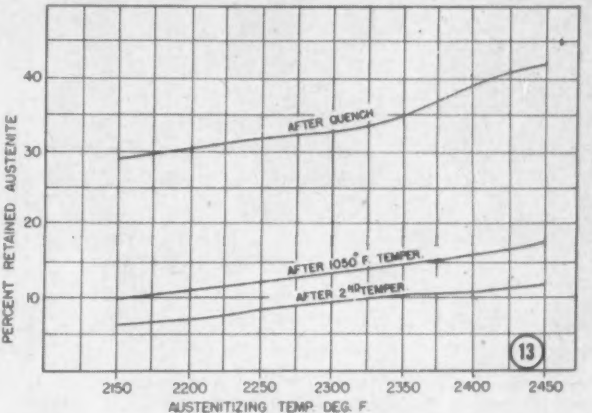
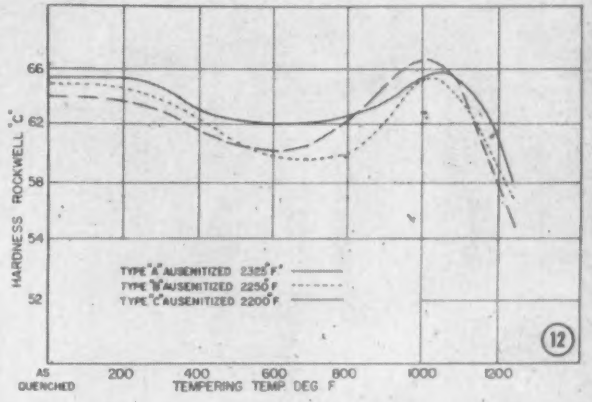


Fig. 12—Chart showing hardness values of the three types of high speed steels when tempered at the various temperatures as indicated

Fig. 13—Results for type A steel which was heat treated similarly to the specimens used for data on Fig. 4 except that the low temperature treatment was omitted

Fig. 14—Chart showing extent of transformation of austenite for the three steels studied over an extended period of time



temperature tends to be extremely coarse. So far in this general discussion on the subject of tempering high speed steels little has been said in regard to the effects of time at the tempering temperature. It is quite well agreed among metallurgists that time at the tempering temperature has a marked effect on the amount of transformation in almost any steel. For example, it has been commonly thought in the past that a high alloy steel which would normally be fully transformed by tempering at 1050° F for 1 hour could be transformed to same degree in 2 hours at temperature of 1000° F.

There is no doubt that the above is true to some extent, but the author's most recent work has proved that in most all steels, including those of the high speed type, the actual transformation is completed in considerably less time than some former investigations have shown. Chemical composition of the steel is a very important contributing factor to the time required for transformation at tempering temperature. Fig. 14 is a chart showing some very interesting results of an investigation made along this line on the three types of high speed steels. All specimens used for obtaining this data were 2 in. length and 0.575-in. diameter and were all austenitized at the optimum austenitizing temperature which was previously selected for these three materials. (Please turn to Page 120)

TABLE IV
HARDNESS TABULATION - STEEL - TYPE "C"

AUSTENITIZING TEMP	HARDNESS AFTER QUENCH	HARDNESS AFTER -120° F	HARDNESS AFTER 1050° F TEMPER	HARDNESS AFTER 2-1050° F TEMPER
2000° F	C-61.5	C-63	C-60	C-60
2050° F	C-62.5	C-63	C-61	C-61
2100° F	C-62.5	C-61.5	C-61	C-61
2150° F	C-64	C-64	C-63	C-63
2200° F	C-64	C-65	C-64.5	C-64
2250° F	C-62	C-64	C-64	C-64
2300° F	C-62	C-63	C-64	C-64



Fig. 1—Glass-fiber thermal insulation being installed in the roof of an industrial plant

Fig. 2—Light-weight glass-fiber material possesses acoustical as well as thermal insulating properties. Here it is being installed in the cabin of an airplane

Fig. 3—These glass-fiber reinforced plastic aircraft parts illustrate adaptability of the material to fabrication of complex and compound-curve parts

Fig. 4—Strength properties attainable with cross-laminated glass-plastic laminates and parallel-laminated glass-plastic laminates as compared with corresponding properties of 24 ST aluminum and structural steel to their yield point. Values are based on laminates made with heat-treated non-directional glass cloth and a representative low pressure resin molded at 15 psi pressure

Fig. 5—Comparison of the energy absorbing values of glass fibers and other materials



GLASS FIBERS *as an engineering material*

CLASS fibers possess the greatest tensile strength-weight ratio of any commercial material either occurring in nature or synthesized by man. Fibers averaging 23 one-hundred-thousandths in. in diameter have a tensile strength of more than 250,000 psi. Experimental glass fibers have been produced with a diameter of 2 one-hundred-thousandths in. and with tensile strengths considerably higher than this value.

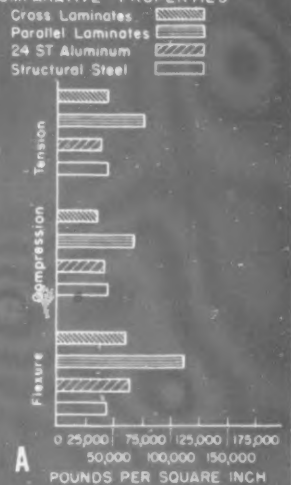
Fibrous glass is an engineering material in the same sense that steel, copper and aluminum are engineering materials, and like them, it is produced in a great variety of types and forms. Real start toward commercially useful glass fibers was made in 1931. In that year, research aimed at the development of the necessary processes was initiated in this country by Owens-Illinois Glass Co., manufacturer of glass containers, and by Corning Glass Works, manufacturer of glass specialties ranging from light bulbs to laboratory glassware and giant telescope mirrors.

From 1931 to 1938 Owens-Illinois and Corning, working separately toward the same goal, spent millions of dollars on the experimental and development work required to create the manufacturing processes and acquire the knowledge needed, not only to produce glass in useful fiber form, but to make practical its production on a commercial scale. Rapid progress was made in improved manufacturing processes and products, and in developing markets.

Late in 1938 Owens-Corning Fiberglas Corp. was formed to continue the manufacture of Fiberglas (glass fiber) materials, to carry on further research, to explore additional new uses, and to adapt the materials to still other uses which their inherent properties made them uniquely qualified to serve.

Properties of Fibrous Glass: There is no universal engineering material, in the sense of a material that pos-

COMPARATIVE PROPERTIES



COMPARATIVE PROPERTIES

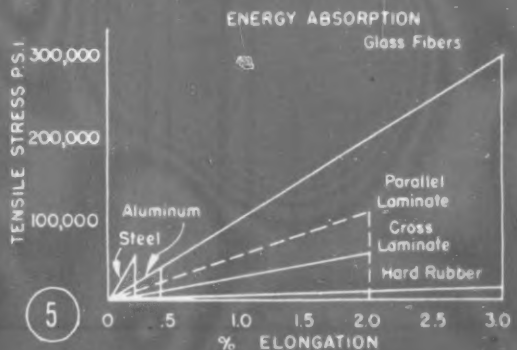






Fig. 6—Installing glass-fiber thermal insulation in the refrigerated compartment of a merchant ship

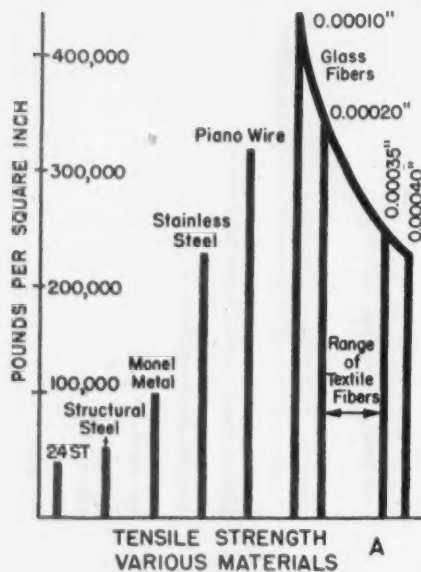
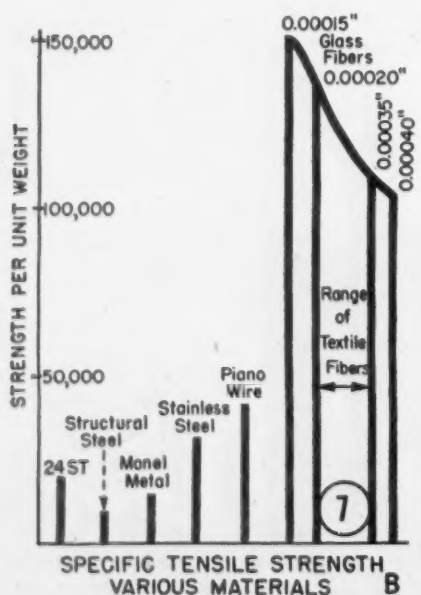


Fig. 7 — Tensile strength of individual glass fibers, in the order of 300,000 psi, is compared with the tensile strengths of a number of other materials. Chart A shows tensile strengths per sq in.; chart B shows specific tensile strengths, obtained by dividing tensile strength by specific gravity—in other words the answer thus derived expresses the strength as strength per pound



sesses properties which fit it to meet all requirements for all conceivable end uses. With any material therefore, a first step is to determine what properties it does possess—both those which will contribute to its wide acceptance and those which may prove a handicap. The next logical step is to determine what end uses its combination of properties fit it for.

Flexibility is the property of glass fibers which distinguishes them from all other forms of glass. Glass fibers are flexible for just one reason. They are almost incredibly thin in relation to their length. Steel is rigid in a thick, short piece, but heat it and draw it out into a fine wire and it becomes extremely flexible. The same is true of glass, but to be truly flexible the diameter of the glass must be much smaller in relation to length, than is required in the case of steel.

Cast aluminum, bulk glass and glass fibers all have about the same specific gravity—2.6 for aluminum, 2.5 for bulk glass, and 2.4 for glass fibers. However,

a cubic foot of uncompressed glass fibers of the wool-like type used for thermal insulation weighs only 1½ lb, and is approximately 100 times lighter than a cubic foot of bulk glass. Figs. 5 and 7 give some physical properties of glass fibers in comparison with other materials.

Glass fibers possess high dimensional and physical stability. Although they may be as fine as gossamer, the fibers are neither more nor less than microscopically thin glass rods. Because they have no cellular inter-structure they cannot absorb moisture. Their surfaces can be wet, but moisture cannot get into the fibers. Moisture, therefore, cannot cause them to shrink, stretch or swell.

At tension approaching breaking strength the fibers show an elongation up to 3 per cent. The fibers cannot rot or oxidize, for the elements of the glass are already in a complete state of oxidation. They are unaffected by weak alkalis, and by acids in their most concentrated forms, except hydrofluoric and phosphoric acids. Finally, the fibers are completely incombustible.

In meeting requirements for thermal insulating materials that would stand up under the strains, stresses, vibration and humidity conditions to which combat ships and bomber and fighter planes were subjected during World War II, the Fiberglas Corp. and applicators of its materials developed many improvements in products and insulation methods. These are reflected in the postwar uses of glass fibers in such standard prewar applications as the thermal insulation of homes, refrigerators, food and beverage containers, roasters, stoves and water heaters. . . freight and passenger planes, railroad cars, trucks, buses and merchant ships. . . factories and other types of industrial and commercial buildings and their equipment.

Forms and Applications: The resilient mass of intricately interlaced glass fibers which is the basis of all forms of Fiberglas thermal and acoustical insulation may be composed of fibers ranging in diameter from 5 to 55 one-hundred-thousandths in., depending upon the purpose for which the insulation is to be employed. The wool-like mass can be installed in the form of bats, rolls, bulk fibers or shredded fibers. Blankets into which the mass can be formed can be faced with paper, a fabric or a metal mesh. Sheets and boards into which the mass can be fabricated can be given a variety of surface treatments, including a sanded, smooth finish on one side, a paper or fabric facing on one side, and an overall asphalt coating. They can be given a hard surface by facing them on one or both sides with sheets of plywood

or even with a plastic material.

Predetermined density of the rigid and semirigid forms can range from 2.5 to 9 lb per cu ft. Density of the other forms can be varied by compression over a similar range. The K factor, at 50° mean temperature difference, ranges from 0.28 for the wool-like uncompressed forms at normal density of 1½ lb per cu ft., to 0.23 for a 9 lb density board. Low thermal conductivity is due primarily to the millions of air spaces entrapped by the interlaced fibers. These air spaces are poor conductors of heat. In addition, where the fibers cross and touch each other they have exceedingly small contact points. Heat, therefore, cannot pass readily from one fiber to another.

Air spaces, and the tremendous surface area presented by the mass of fibers, absorb and break up sound waves. When glass fiber bats, rolls, blankets, sheets or boards are installed immediately behind a perforated surface of metal, asbestos board, fiber board or similar material, a noise reduction factor as high as 0.95 may be obtained, the exact figure depending upon the form, thickness and density of the fibrous glass, the type of finish and the method of installation.

Glass fiber thermal and sound insulat-

ing materials are inherently firesafe and possess immunity to rot and decay. In addition, the materials provide no sustenance for insects or vermin of any kind. Properly installed, they do not settle down under shock or vibration, leaving gaps for heat or sound to pass through; rather, unless bonded with a resin, the compressed fibers tend to fluff out filling any voids. The amount of moisture picked up by the massed fibers from humid air is small.

Fiberglas thermal and sound insulation is one of the group of mineral wool insulations, including rock wool and slag wool, with which applicators and users have been familiar for a half century. The bat, roll, bulk and shredded forms are suitable for use in all temperatures from subzero to approximately 1000° F. Bats and rolls are widely used in stoves, roasters, water heaters, industrial ovens —also for the insulation of homes and other buildings, railroad cars, ships, buses, and trucks. Bulk fibers are generally employed as an accessory material, for stuffing or packing into odd spaces. The shredded form of insulation is used wherever pneumatic application is called for.

Fibrous glass blankets faced with flame-

proofed muslin or Kraft paper are used extensively to insulate buildings, refrigerated freight cars, railway passenger cars, trucks, trailers and buses. Blankets with a facing of noncombustible glass fiber cloth are used to insulate aircraft and aircraft equipment such as gasoline heater exhausts, heat exchanger ducts, and other high-temperature pipes, tubing, ducts and fittings. With a metal-mesh facing, the blankets are employed for the insulation of heated equipment such as boilers, tanks, industrial ovens, large ducts and breechings.

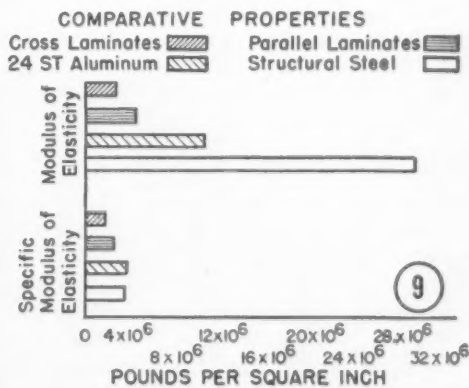
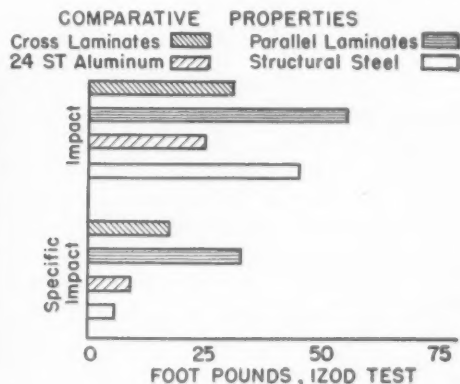

Glass fibers in the form of semirigid sheets or boards are used for building insulation and for shipboard hull and bulkhead insulation. They are also employed in all types of low and medium-temperature equipment up to about 600° F. In equipment operating at temperatures above 450° F, the resin used as a binder disappears from the hot side, leaving a layer of unbonded fibers which fulfills its insulation function with unimpaired efficiency up to 1000° F, so long as it is enclosed by supporting surfaces.

Sheathed on all sides with a tough, durable asphalt coating, a board made of the glass fibers is widely used in cold storage service, and performs efficiently under conditions of moisture and temperature variations such as exist in refrigerated spaces. An asphalt-enclosed board with a density of 9 lb per cu ft can be

(Please turn to Page 127)

Fig. 8—Fiberglas insulating cement being applied over Fiberglas metal mesh blankets used to insulate a large tank

Fig. 9—Comparative strength properties attainable with cross-laminated glass-plastic laminates and parallel-laminated glass-plastic laminates as compared with corresponding properties of 24 ST aluminum and structural steel to their yield point



Engineering News at a Glance

PLENTY OF "ELBOW GREASE:"

Shining some 8800 sq ft of aluminum skin on the Boeing Stratocruiser involves approximately 60 gal of material. Boeing experts, it is learned, tried a dozen polishes but finally selected a commercial stove polish. This is applied by hand and mechanically buffed. Buffing around windows is done by hand. Women do the major part of the polishing job while the planes are on the final assembly floor. A final touchup is scheduled just before delivery. This requires about 6 hours, and involves 25 polishers working on three different staging levels.

ADDS NEW DESIGN FEATURES:

In Mt. Gilead, O., Hydraulic Press Co. reveals new design features in its latest 4-oz plastics injection press make it more powerful and faster acting than its predecessor. Its hydraulic power system comprises a single gear pump, working in conjunction with a newly designed pressure booster, both driven by a direct-connected 15-hp motor. This provides a working pressure of 2250 psi. An internal booster ram effects rapid mold closing, while the main double-acting ram supplies live hydraulic pressure up to 125 tons for sealing the mold. Speed of opening of the injection ram has been raised to 475 in. per min, and a larger size injection plunger provides an injection capacity of 527 cu in. of material per minute delivered at 20,000 psi.

WELDS RUSTY STEELS: Peek into the future of welding is provided by a new series of giant portable spot welders recently shipped from Sciaky Bros. plant in Chicago to help rebuild war-torn parts of the world. Used in bridge and structural steel shops in "prefabricating" steel framework of all types, the heavy-duty machines can spot weld up to three thicknesses of ½-in. scaly and rusty steel. Peak power demand when welding such thicknesses is about 500 kva, and load is balanced on all three phases of the power supply—at near unity power factor. The company reports that correct use of suitable current and pressure cycle is the secret in eliminating the need for cleaning or pickling rust and scale on hot-rolled structurals. When welding high-carbon steels, hardening effect is eliminated by the welders automatically through a quench and post-heat period. Each machine produces from 2 to 4½ spots per minute on maximum thicknesses of steel, and 25 spots or more on minimum thicknesses, depending on

degree of scale. It can be operated suspended from an overhead crane or in conventional positions.

PROMPT PRESS DELIVERY: From Richmond, Calif., Vernon Press Division of Ran Corp., reports it is now producing a complete line of open-back inclinable punch presses featuring rigid one-piece frame of cast semisteel of exceptionally heavy section to assure protection against distortion from overloads. According to the company, prompt deliveries can be made on models with 30, 40, 50 and 90-ton capacities with flywheel drive. Backgeared drive 50 and 90-ton models also are to be available shortly.

HIGH-SPEED RESEARCH PROGRAM:

Plan recently launched by both the National Advisory Committee for Aeronautics and the Office of Naval Research, Washington, is aimed toward stimulating college training of students in the field of high-speed flight. Crux of the plan is the design of a supersonic wind tunnel to serve as guidance in encouraging installation of similar equipment in universities throughout the country. The compressible-flow unit developed is not just a training gadget, but a full-fledged supersonic research tunnel, exceeding in speed many in use today by large research organizations. The equipment, according to NACA, will enable universities to train young persons to meet the serious shortage of scientists in the country caused by the war. It consists of two small wind tunnels, one a transonic unit 4 x 16 in. at the test section, the other a supersonic tunnel 4 in. square, both powered by a compressed air system. The two tunnels permit investigation over a speed range from three tenths to four times the speed of sound.

REFINED PLATING: Burned electrodeposits, nodules, exaggerated buildup of metal at corners or at sharp points are reduced or eliminated, and finishing costs are cut some 20 per cent by an electroplating process described recently by George W. Jernstedt, manager of electroplating projects for Westinghouse Electric Corp., Pittsburgh. In the process, current is reserved periodically to remove surplus metal, leveling peaks and polishing. Loose or surplus plate is "wiped" off by electrical backstrokes leaving only the smooth, tightly fastened atoms. The technique is similar to that of a painter who, after making a stroke with his loaded paint brush, draws


the brush back again to remove excess paint and freeing the finish of brush marks. Besides producing a plate that is considerably smoother than the surface of the material to which it is applied, the process may be used to build up successive layers of plate to almost any desired thickness. Since the metal surface is brightened by current reversal, hand buffing or polishing is reduced or entirely eliminated in some cases.

MECHANICAL REPORTER:

Recently as a V-2 missile sped along at approximately 3800 mph, a new General Electric telemetering device transmitted 28 items of information every thirty-fifth of a second. It gave personnel at White Sands proving grounds measurements of the rocket's acceleration, position of control vanes, fuel pressure as well as scientific data on rocket skin temperature, the information being recorded permanently on film at the ground station. To transmit the information, since the system is mechanically commutated, each of a number of quantities of interest is converted to a voltage that varies between zero and plus 5 v, and is connected to one segment of a stationary commutator. Twenty-eight such channels are provided and a rotating brush samples each of them 35 times per second. Samples of the voltage are converted to a pulse-width modulation signal which is sent to the ground by a 5-watt transmitter.

COST SAVING METHOD:

Cost is reduced about 45 per cent by the elimination of alcohol in a new method of hydrolyzing ethyl silicate reported by Carbide & Carbon Chemicals Corp., New York. Also it markedly reduces fire hazards involved in the use of a volatile solvent. The company disclosed that the ethyl silicate is hydrolyzed in water with vigorous agitation or by an emulsifying agent and large amounts of a catalyst. The aqueous solutions remain fluid for several days and deposit adhesive silica in the same manner as usual alcohol solutions. Cement or bond of pure silica which results is insoluble in water, resistant to high temperatures, and has no chemical action upon surrounding material. Silica itself is affected only by strong alkalies and hydrofluoric acid. Ethyl silicate is used as a mold binder for precision casting of high-melting metals and alloys. It also may be used in surface hardening of graphite and sand molds.



WHEN YOU LOWER THE COST
OF USING FASTENERS . . . THAT'S

t.f.e.

True
Fastener
Economy!

Since the time and labor costs of assembling a nut on a bolt usually exceed the cost of the fasteners, it's True Fastener Economy to buy the brand that gives maximum speed and convenience in assembly.

RB & W Nuts Save Assembly Time

The care which RB & W takes to produce nuts with utmost accuracy and uniformity . . . pays off in terms of lower assembly cost. Careful selection of material; cold-punching that insures toughness, freedom from splitting, uniformity of size; repunching that guarantees concentricity of hole; burnishing that assures smoothness of all surfaces; tapping on machines of special design that provide accurate, clean threads . . . result in nuts that run on quickly and take severe wrenching in their stride.

You Get T. F. E. When You

1. Reduce assembly time to a minimum by savings through use of accurate and uniform fasteners
2. Make your men happier by giving them fasteners that make their work easier
3. Reduce need for thorough plant inspection, due to confidence in supplier's quality control
4. Reduce the number and size of fasteners by proper design
5. Purchase maximum holding power per dollar of initial cost, by specifying correct type and size of fasteners
6. Simplify inventories by standardizing on fewer types and sizes of fasteners
7. Save purchasing time by buying larger quantities from one supplier's complete line
8. Contribute to sales value of final product by using fasteners with a reputation for dependability and finish


RUSSELL, BURDSALL & WARD BOLT AND NUT COMPANY

102 years making strong the things

that make America strong

RB&W bolts, nuts, screws, rivets and allied fastening products are manufactured in a broad range of styles, sizes and finishes.

Plants at: Port Chester, N. Y., Coraopolis, Pa., Rock Falls, Ill., Los Angeles, Calif. Additional sales offices at: Philadelphia, Detroit, Chicago, Chattanooga, Portland, Seattle. Distributors from coast to coast. By ordering through your distributor, you can get prompt service from his stocks for your normal needs. Also—the industry's most complete, easiest-to-use catalog.



RB & W
THE COMPLETE
QUALITY LINE



“MADE-TO-ORDER”

STEEL BUILDINGS

VIRTUALLY unlimited variations in size and arrangement of all-steel shop fabricated factory structures are possible with techniques developed by Luria Engineering Corp., New York. Production line economies are being applied to their construction, along with the additional economies of more flexible layouts and elimination of the expense of special engineering.

Buildings of this type may be expanded in both width and length

according to the needs of the occupant, by adding more standard sections to either or both dimensions. Selection from standard alternates allows for the location of doors and sash of individual choice. Additional shop or office space may be provided the original building in the form of a lean-to, these again varying in size and location according to requirements.


Fabricated structures vary in width

from 40 to 100 ft with lengths adjustable in 20 ft increments and inside clearance at eaves from 12 to 20 ft. Structural frame is said to have sufficient strength to support mono-rails or hoists up to 2000 lb capacity. The building itself can be fully insulated and its structural frame adapted for use with masonry or other building materials.

Partial fabrication of the structure is effected in the shop, with all field connections being bolted. Main frames of the buildings are fabricated of rolled structural sections in three pieces, shop welded at knee and ridge with splices at points of minimum stress. Galvanized and bonderized 22-gage corrugated steel sheets are used in the roof while siding is of 24-gage corrugated steel sheets, also galvanized and bonderized. Accompanying drawing shows structural details of building interior.

Both two-section end doors and one-section side doors are fabricated of welded structural steel frame and 18-gage cold formed sheet steel panels. Steel sash are furnished with operating sections and all wall framing is designed to accommodate single or multiple units.

Luria also is producing airport structures in the form of hangars, administration and utility buildings, all of which have the same flexibility and choice of alternates that are present in the industrial buildings.



Mobile Laboratory

(Continued from Page 89)

R_1 , R_2 , R_3 , and R_4 , connected to the power source E as shown in Fig. 4. For dynamic stress conditions, the bridge may be energized by a battery or other source of dc potential with excellent results; for static conditions or very slowly changing dynamic stresses (1 cycle per sec or less) an ac energizing source can be used. The Trailmobile people follow the latter course.

Normally, a sensitive current measuring device called a galvanometer is connected at the point G ; because a permanent record is desired by the engineering staff at Trailmobile, the circuit at point G is modified somewhat to permit the transcribing on a moving chart the changes in resistance. However, for the purpose of explaining the operation of the bridge it will be assumed that a galvanometer is being used at G .

In using the bridge, resistance R_2 and R_4 are given suitable values; and then resistance R_3 is manipulated until the

galvanometer G shows no deflection. When the bridge has been thus balanced, the resistance of R_1 can be found from the knowledge of the values of resistances R_2 , R_3 , and R_4 . Without going into a more detailed explanation of the method underlying the derivation of the following formula, it can be stated simply that because the galvanometer shows no deflection the balanced circuit can be expressed mathematically as:

$$\frac{R_1}{R_2} = \frac{R_3}{R_4}$$

the resistance of the unknown is therefore

$$R_1 = \frac{R_2}{R_4} R_3$$

The value of the resistances R_2 , R_3 , and R_4 used in the bridges by Trailmobile engineers is 120 ohms. This value is used because the resistance of each gage is also approximately this amount. As mentioned previously, a galvanometer is not used to indicate the unbalance of the bridge; instead, a high gain amplifier is introduced at this point. Need for the amplifier becomes obvious

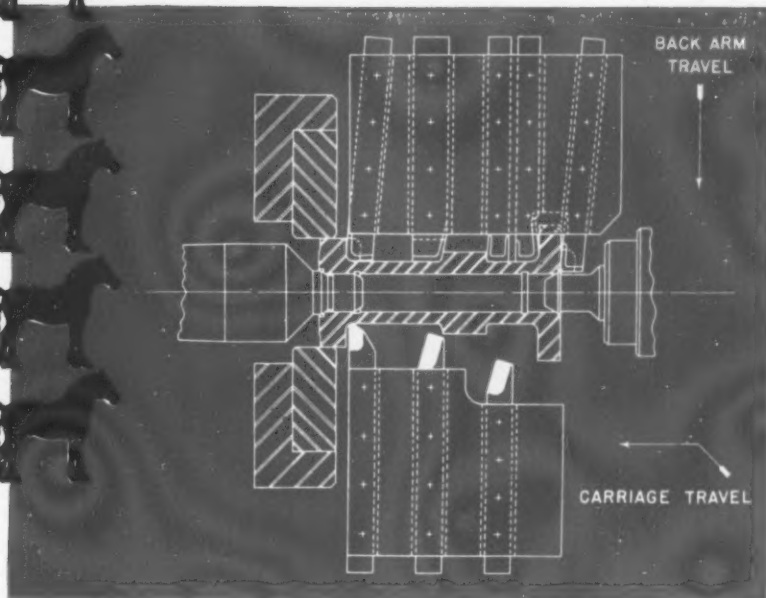
when one stops to consider that a stress change of 90,000 psi in steel will cause a change of only 0.7 ohm in the resistance of the 120 ohm gage. The bridge output for one A-1 gage is approximately 10 millivolts for a strain of 0.001-in. per in. Therefore, in order that enough voltage is available to drive the pen and ink recording mechanism, the signal produced by the unbalance of the strain gage bridge has to be amplified. The Brush amplifier used in this set-up is suitable in a range of 1 to 100 cycles per sec, input voltage range is from 0.001 to 250 v (peak), input impedance is 10 megohms while the output impedance is adjustable to match the indicating device. These characteristics provide the amplifier with sufficient flexibility to meet all the problems encountered at Trailmobile.

The stepped-up voltage is then fed to the recording oscillograph. The Brush oscillograph has an essentially flat response for all frequencies from 1 to 100 cycles per second and is a dual channel unit carrying two pens. Pen-and-ink recording offers a number of advantages



How much HORSEPOWER are You using ?

1st. Turning Operation on an Automobile
Transmission Counter Gear




In this operation a 16" Fay Automatic Lathe transmits **40 HORSEPOWER** to remove **25 ounces of metal in 19 seconds** with carbide cutting tools.

Carbide cutting tools have increased horsepower requirements as much as 300 per cent. They have increased cutting speeds 200 to 500 per cent.

Be skeptical of the production efficiency of your metal turning equipment. The chances are that turning accounts for 25 per cent or more of all machining time in your plant—that this is your major production expense.

There are cases in our files of savings of hundreds of dollars a month in the manufacture of a single part by the efficient use of carbide cutting tools on Jones & Lamson machines. Our Turret Lathes and Fay Automatic Lathes are designed specifically for the most efficient use of these tools.

Send for our folder "Turning Automobile Counter Gears". Or better yet, telephone or write for a Jones & Lamson engineer who will be glad to consult with you on all phases of your metal turning problems.



JONES & LAMSON MACHINE COMPANY, Springfield, Vermont, U. S. A.

Manufacturer of *Fay Automatic Lathes*

and Universal Turret Lathes •

Fay Automatic Lathes • Automatic Double-End Milling and Centering Machines • Automatic Thread Grinders • Optical Comparators • Automatic Opening Threading Dies and Chasers • Ground Thread Flat Rolling Dies

over other types of oscillographs, chief advantage being that the trace made by the pens is ready for study without need for further work on the record as is the case with the use of photographic film.

Before the bridge output that is recorded on the magnetic oscillograph can be put to use in stress analysis, the bridge-oscillograph system must be calibrated. Method of calibration employed at Trailmobile is of the type that permits the reading of the stress directly from the chart. Circuit employed for the calibration is the Wheatstone Bridge with a calibrating resistor placed in parallel with the wire gage. Fig. 5 is a diagram of this circuit with R_1 being the wire gage and R_c being the calibrating resistor which is connected with a switch across the gage.

However, before describing the actual procedure followed in calibrating the instrument, it might be well to review the theory underlying the formulation of the results.

It can be said that, in general, use of the instrument is based on the application of two principles: One that describes the behavior of materials under load, and the other that expresses a general property of engineering materials. This first principle states that strain, or deformation, is the change in the dimensions of the material which is proportional to the applied load or stress. If a bar of steel is attached by its upper end to a rigid support and a force of several thousand pounds is applied to its free end, the bar will stretch as the load is applied. The amount it lengthens per unit length of the bar is called the total strain. This change in the dimensions of the material is expressed in equation form as

$$\epsilon = \frac{e}{L}$$

where ϵ is strain

e is total elongation

L is length over which elongation occurs.

For our purpose, the equation can be written in the form

$$\epsilon = \frac{\Delta L}{L}$$

since ΔL represents change in length.

Now, since the ratio states that $\Delta L/L$ is the unit change in length of a material subjected to a force, it can therefore be used with equal validity to express the strain of a wire gage. In the case of its use with the gage it forms one of the members of the ratio known as the gage or sensitivity factor. This gage factor represents the ratio of the unit change in resistance of the gage to the unit change in its length and is written as

$$f = \frac{\Delta R/R}{\Delta L/L}$$

Gage factor for the A-1 type is approximately 2.00.

As was stated previously, the expression $\Delta L/L$ is identical with the strain induced in the gage and, therefore, in the body being tested. Knowing the gage factor and the change in resistance, which after all is the property being measured, the value of the expression $\Delta L/L$ is quite easily obtained. Thus

$$\text{Strain} = \Delta L/L = \frac{\Delta R/R}{f} \quad (1)$$

To find the stress another familiar equation is brought into use, namely

$$E = \frac{S}{\epsilon} \quad (2)$$

where E is the modulus of elasticity

S is the unit stress

ϵ is the unit strain corresponding to S .

The property expressed in (2) is the modulus of elasticity or Young's Modulus, and serves as a measure of stiffness or resistance to deformation.

Inasmuch as ϵ and $\Delta L/L$ are an identical quality, the value found for $\Delta L/L$ in equation (1) can be substituted for ϵ in equation (2). Therefore

$$\text{Stress} = S = E \cdot \Delta L/L \quad (3)$$

Equation (3) can be simplified somewhat. By reducing the complex fraction of (1) to the form

$$\Delta L/L = \frac{\Delta R}{R} \cdot \frac{1}{f}$$

and then combining this equation with (3), a more conveniently workable version of (1) and (2) is obtained, namely

$$S = E \cdot \frac{\Delta R}{R} \cdot \frac{1}{f}$$

from which the following is obtained

$$S = \frac{\Delta R}{R} \cdot \frac{E}{f} \quad (4)$$

Thus, since both E and f are known, all that needs to be done to calibrate the system is to measure the output of the bridge circuit before and after a load has been applied from which the resistance change, and thereby the stress, is determined.

Coming back to Fig. 5, it is evident therefore that by switching in R_c , a change will be produced in the output voltage. The deflection that is produced on the oscillograph chart when the calibrating resistor is shunted across the strain gage corresponds to a certain stress which (according to Brush Bulletin Vol. 1, No. 17) can be calculated using

$$S = \frac{R_1(R_1 + R_2)}{R_1 R_2 + R_c(R_1 + R_2)} \cdot \frac{E}{f} \quad (5)$$

When the values are determined for (5), then $\Delta R/R$ has been found because (5) is identical with equation (4). (The afore-mentioned bulletin, incidentally,

gives a comprehensive mathematical solution for many of the more common circuits employing resistance gages.) Amplifier gain may now be adjusted so that the stress obtained with the calibrating resistor produces an oscillograph deflection whose chart width corresponds with a convenient unit stress.

In the Trailmobile application, for example, a value for ΔR of 0.16 ohms was obtained using a calibrating resistor of 89,000 ohms and a strain gage of 119.72 ohms. The modulus of elasticity or E for steel is 30×10^6 psi, while the f value as furnished by the manufacturer for the strain gage employed is 2.06. Then from (4),

$$S = \frac{0.16 \cdot 30 \cdot 10^6}{119.72 \cdot 2.06} = 19,500 \text{ psi}$$

Although there are several methods of calibrating the oscillograph, the following was used: The bridge balancing control was adjusted for a zero oscillograph deflection, the calibrating resistor was shunted across the strain gage, and the amplifier gain was adjusted to a total oscillograph deflection of 15 lines. Bridge balance control was adjusted advancing the oscillograph deflection to 30 lines overall, the calibrating resistor was removed and the oscillograph deflection dropped to 15 lines. The difference of deflection now represents 19,500 psi and the 15 line deflection remaining represents the unstressed condition. The stress record for each graph division increase of deflection is therefore 19,500 psi divided by 7.5 (which is one-half the change of total chart deflection) or 2600 psi. This would be compressive stress; the This would be compressive stress; the tensile stress would register in corresponding increments per graph division but would make a sweep record of decreasing width with increasing tension. Thus, the system is calibrated so that a stress of 2600 psi will cause a 1 mm pen deflection, and an unknown stress will produce a proportional deflection whose value can be found by multiplying the change in chart deflection by 2600.

Considerable benefits have resulted from this method of testing. In addition to determining the actual working stresses of each part tested, the stress measuring equipment tells the engineers what additional stresses are being imposed as a result of road shock, brake applications, jackknifing, etc. In the past, these latter stresses have been based on empirical formulas which have not always been accurate. Knowing exactly what these stresses are, it is possible to find the proper factor of safety for each trailer part used in the construction of a trailer. This is of vital importance before improvements in design can be made intelligently.

al so-
mmon
Am-
to that
rating
reflec-
with

or ex-
s was
or of
19.72
or E
value
r the
from

ls of
wing
control
de-
was
the
total
ridge
cing
lines
re-
ction
e of
and
pre-
stress
ease
di-
the
2600
the
the
orre-
ision
de-
sion.
at a
pen
will
hose
the

ltd
ddi-
king
ress
eers
im-
ake
ast,
on
ways
hat
find
iler
a
be-
be

L



the **RIGHT** *horsepower*
the **RIGHT** *shaft speed*
and **RIGHT** *where you want it*

Don't put up any longer with make-shift assemblies when you can get the RIGHT horsepower, the RIGHT shaft speed, the RIGHT construction features, the RIGHT mounting... all combined into one compact power package.


Master Gearmotors, available in millions on millions of combinations of types and ratings, permit you to use a power drive on each job that's just right... a power drive that will add greatly to the compactness, appearance, and economy of each of your applications.

Use Master Gearmotors to increase the salability of your motor-driven products... improve the economy, safety, and productivity of your plant equipment. They're the horse sense way to use horsepower.



THE MASTER ELECTRIC COMPANY • DAYTON 1, OHIO

THERMAL REQUIREMENTS For Blast Furnace Operation



By CHARLES E. AGNEW
Consultant
Blast Furnace and
Sintering Plant Operations
Cleveland

*Molten iron on its way
to the ladle. Workman
in foreground is pour-
ing a test sample*

High production of flue dust is believed to be attributed to thermal conditions in the shaft of the furnace rather than to the fineness of raw materials. Factor for determining amount of heat consumed in reduction of iron from the silicate is computed in this the second of a series

CHARACTER of raw materials used, amount of thermal work required in the shaft operation, and ability of the materials to *recover* heat, as pointed out in a previous article⁽¹⁾, are the factors which determine the permissible blowing rate since it is the blowing rate which determines the amount of heat delivered to the shaft, and thus the ability to maintain the necessary balance between the low-temperature work of the shaft and the high-temperature work of the bosh and hearth. If the amount of heat delivered to the shaft is greatly in excess of the amount required to do the shaft work the objectionable thermal condition created there is of much greater concern than the production of dust since the production of dust is incidental to it.

⁽¹⁾All references are presented at the end of this installment.

When the heat requirements of the shaft operation are greatly reduced (as indicated by the material analyses of Table II in the previous article, and by the weight of limestone used) a reduction of heat delivery to the shaft becomes imperative and when reduced to a suitable amount volatile free fines are in advantage in the *recovery* of heat. In short, it is believed an objectionable amount of flue dust production is frequently due more to an objectionable thermal condition in the furnace shaft than it is to the property of fineness in materials, always recognizing the fact that for each operating condition there is a maximum percentage of fines permissible. In a previous article⁽²⁾ 93 lb dust per 2240 lb of iron for a one year sinter burden operation was given, with a best month of 40 lb, but during that year the percentage of

raw concentrate charged with the burden varied as other conditions permitted.

Pounds of scrap used in the burden calculation was selected because it is reasonably representative of the amount of scrap used in many furnace operations and for the purpose of comparison with the "South" heat balance, as will be shown later.

The coke figure of 1350 lb was selected as representative of good basic practice. In the author's experience⁽³⁾ the lowest monthly coke figure ever obtained was 1333 lb per 2240 lb of iron and one week of that month was 1299 lb, which converted to the net ton (2000 lb) basis currently used becomes 1190 and 1159 lb respectively. Further comments upon these figures will be made later.

The stone figure of 300 lb is possible only because of the low coke ash, the


B&W REFRACTORIES

show long life in 30% CO Atmosphere

Excellent Performance leads to Repeat Orders



Photos courtesy of Swindell-Dressler Corp.



In a continuous malleableizing furnace, temperatures above 1750°F. and atmospheres up to 30% carbon monoxide caused competitive insulating firebrick and first quality firebrick to disintegrate rapidly. They were replaced, early in 1941, with B&W Refractories—B&W 80's for the piers, B&W Insulating Firebrick for the furnace lining. These B&W Refractories are giving such satisfactory service that — when this company recently built 3 new furnaces — B&W Refractories were specified throughout!

B&W Refractories are helping to lower operating costs in all types of furnaces. Your local B&W Refractories Engineer will gladly explain how B&W Refractories can benefit you.

R-288




Water-Tube Boilers, for Stationary Power Plants, for Marine Service . . . Water-Cooled Furnaces . . . Superheaters . . . Economizers . . . Air Heaters . . . Pulverized-Coal Equipment . . . Chain-Grate Stokers . . . Oil, Gas and Multifuel Burners . . . Seamless and Welded Tubes and Pipe . . . Refractories . . . Process Equipment.

BABCOCK & WILCOX

THE BABCOCK & WILCOX CO.
REFRACTORIES DIVISION
GENERAL OFFICES: 85 LIBERTY ST., NEW YORK 6, N.Y.
WORKS: AUGUSTA, GA.

You Always Look at the Barrels Before You Buy




Why? Because you want gun-barrels that are structurally perfect tubes — with a superlatively fine finish — no scratch, pit or blemish inside and the satin smooth outside finish that usually bespeaks true craftsmanship in fire-arms.

Your requirements in steel tubes may be equally exacting — yet you wouldn't want to take the time to check the uniformity and quality of every tube

in a carload shipment. Because Globe specializes in tubing manufacture, our plant is equipped with every scientific means to control uniformity and quality at every stage of production — from raw steel billet to finished tube.

Get exactly what you want in tubes — from Globe — in seamless carbon, alloy, stainless steels or Globeiron high purity ingot iron tubing — or Gloweld welded stainless steel tubing.

Globe Steel Tubes Co., Milwaukee 4, Wisconsin



GLOBE

STEEL TUBES

Seamless Tubes—Carbon—Alloy—Stainless Steels—Welded
Stainless Steel Tubing—Gloweld—High Purity Ingot Iron
Seamless Tubes—Globeiron Mechanical Tubing—Pressure
Tubing—Tubing for Corrosion and Heat Resisting Applications.



low gangue content of the principal iron-bearing materials, and the excess lime (CaO) of the open-hearth slag and the ferromanganese slag charged. The affect of this low weight of stone upon the heat requirements of the furnace shaft operation will be discussed later.

Top gas analysis, upon which the heat balance is based, is unusual for such analyses. In actual practice the total of carbon monoxide (CO) and carbon dioxide (CO₂) in excess of 40 per cent were consistently obtained in daily spot samples over a long period of time and are therefore used in the theoretical heat balance calculation. Reference to this gas analysis was made in a previous article⁽⁶⁾.

Affect of iron silicates upon the fuel economy of the blast furnace operation is one of the controversial subjects concerning the use of sinter in the furnace burden. In a previous article⁽⁶⁾ it was emphasized that the affect of the silicate formation upon the particle size of the sinter is of greater concern in the *recovery* of heat, which makes the reduction of the iron possible, than it is in the amount of heat required for the reduction.

The Mathesius procedure for calculating the heat balance does not provide a factor for determining the amount of heat consumed in the reduction of iron from the silicate because none of the iron of his calculation was reduced from that stage of existence. Since it is known that iron silicates exist in sinter it was necessary in this article to determine such a factor.

Richards⁽⁶⁾, in his blast furnace heat balance calculation, says that if part of the iron in the raw materials is charged as silicate an additional amount of heat will be required for reduction, equal to that needed to separate the iron oxides from their combination with silica. To illustrate his reasoning he calculates the bi-silicate slag;

$$\begin{aligned} (\text{FeO}, \text{SiO}_2) &= 8900 \text{ calories} \\ 1 \text{ kg of SiO}_2 &= 148 \text{ calories} \end{aligned}$$

which is equivalent to 266 Btu per lb of SiO₂. He adds further that when the iron silicate bearing material contains more Fe than the calculation shown we can best make allowance for the heat required to set free the silica. It is necessary, therefore, to take the amount of silica in the iron silicate bearing material charged, and allow, as necessary for its decomposition into FeO and SiO₂, 148 calories for each unit weight of SiO₂ contained.

The iron silicate calculation by Richards is a simple combination of two constituents only but in the sintering of iron-bearing materials for blast furnace use the complex combinations of several constituents, such as the oxides of Mn, Al, Ca, Mg, with Fe and SiO₂, are the more common. It is known that a silicate with a double base will have a lower fusion temperature than one of a single base,

TABLE III—CALCULATION OF CONSTITUENTS BASED UPON ATOMIC WEIGHTS

		Per cent					
1/3	Fe	O	+ Si	O ₂	= Fe	+ O	+ SiO ₂
	56	16	28	32	42.42	12.12	45.45
1/3	Fe ₂ O ₃	+ Si	O ₂	= Fe	+ O	+ SiO ₂	
	112	48	28	32	50.91	21.82	27.27
1/3	Fe ₃ O ₄	+ Si	O ₂	= Fe	+ O	+ SiO ₂	
	168	64	28	32	57.53	21.92	20.55
Fe = 42.42 + 50.91 + 57.73 = 50.29%							
3							
O = 12.12 + 21.82 + 21.92 = 18.62%							
3							
SiO ₂ = 45.45 + 27.27 + 20.55 = 31.09%							
3							
91.00 lb SiO ₂ in sinter					= 292.69 lb Fe silicate compound in sinter		
31.09% SiO ₂ in silicate							
292.69 × 50.29 = 147.19 lb Fe							
292.69 × 18.62 = 54.50 lb O							
292.69 × 31.09 = 91.00 lb SiO ₂							
292.69 lb Fe silicate compound							
48 lb Fe in o.h. slag + 5 lb Fe in ferromanganese slag gives 53 lb Fe existing as Fe silicate in slag. Assumed to exist in the same 1/3 proportions as the sinter, therefore:							
53 lb Fe ÷ 50.29 per cent Fe gives 105.67 lb Fe silicate compound in slags.							
105.67 × 50.29 = 53.14 lb Fe							
105.67 × 18.62 = 19.68 lb O							
105.67 × 31.09 = 32.85 lb SiO ₂							
105.67 lb Fe silicate in slags							
Fe as Fe silicate: 147.19 lb from sinter + 53.14 lb from slags gives a total of 200.33 lb.							
SiO ₂ as Fe silicate: 91 lb from sinter + 32.85 lb from slags gives a total of 123.85 lb.							
Heat required to reduce: Btu							
FeO to 1 lb of Fe = 2115							
Fe ₂ O ₃ to 1 lb of Fe = 3240							
Fe ₃ O ₄ to 1 lb of Fe = 2970							
Total 8325							
Average 2775							
SiO ₂ in sinter and slags as Fe silicate:							
123.85 lb × 266 Btu = 32,944.10 Btu							
200.33 lb × 2775 Btu = 555,915.75 Btu							
588,859.85 Btu							
Heat required to reduce Fe silicate to 1 lb Fe:							
588,859.85 Btu							
200.33 lb Fe = 2939 Btu							

and therefore, it is a reasonable assumption that in many silicate combinations the separation of the silica could be effected with less than 148 calories per kilogram of silica.

Since many investigators have found evidence of a change in the existing forms of iron oxide during the sintering operation such changes therefore can be accepted as usual rather than unusual but the only change which could be of benefit to the blast furnace operation would be a partial reduction in the amount of oxygen in the oxide. Since carbon of the sintering mix is burned to carbon dioxide (CO₂) it is a reasonable assumption that there is opportunity during the sintering action for some oxidation as well as for deoxidation. But accepting the fact that changes in the stage of the oxide occur the important consideration appears to be the probability or improbability of controlling the changes to a preferred stage of oxidation in a commercial sintering operation and the economic value of the control even if possible to effect it.

It is known that many of the eastern magnetite ores (Fe₃O₄) contain some percentage of hematite (Fe₂O₃) as do other iron-bearing materials frequently

sintered with the magnetite concentrates.

Because of the several factors mentioned in the preceding paragraphs the percentage of the different stages of iron oxide, and the composition of the iron silicates in the commercial sinters produced are variables and it is therefore necessary to use reasonable assumptions for these percentages. For the purpose of this calculation it is assumed that all of the silica (SiO₂) in the sinter exists as some form of iron silicate and that the stage of oxidation of the iron in the silicate is in equal portions of 1/3 FeO + SiO₂; 1/3 Fe₂O₃ + SiO₂; and 1/3 Fe₃O₄ + SiO₂. From this premise can be calculated 91.00 lb silica in the sinter, all in the form of iron silicate. Based upon atomic weights the percentages of the respective constituents to be separated can be determined, as shown in Table III.

Since virtually all of the manganese in the mix is in the open-hearth and ferromanganese slags we must assume that it also exists as a silicate (MnO, SiO₂) and from Richards⁽⁶⁾ 162 Btu is required to separate 1 lb of silica from the manganese silicate shown. Based upon atomic weights Mn represents 41.98 per cent of the manganese silicate, MnSiO₃, and since 46.9

TABLE IV—ORIGIN OF IRON CONTENT

Material	Sinter	Concentrates	O.H. slag	Ferro-Mn. slag	Roll scale	Scrap	Coke
% Fe	61.43	64.00	16.00	2.00	67.00	85.00	0.80
Lb per ton product	1400	1200	300	250	300	350	1350
Lb Fe per ton product	860.0	768.0	48.0	5.0	201.0	297.5	10.8
Fe to F.D. & scrap 4.8% Fe to product	818.7	731.1	45.7	4.7	191.3	283.2	10.3

lb of manganese are shown in the burden calculation, 42.4 lb of which came from the sinter and the slags charged, there must have been 42.4 ÷ 41.98 or 101 lb manganese silicate in burden.

According to Mathesius⁽²⁾, 2970 Btu are required to reduce MnO to 1 lb Mn; therefore, to reduce the manganese silicate to 1 lb Mn would require 2970 + 162 or 3132 Btu.

Since it is known that some Fe in the eastern magnetite (Fe₃O₄) ores exists as hematite (Fe₂O₃), and scrap was a part of the iron-bearing materials, the percentages of the stages of oxidation of the Fe must be determined for the heat balance calculation. This follows:

350 lb scrap charged - 67 lb produced = 283 lb to pig.
 860 lb Fe in sinter + 768 lb in concentrates gives a total of 1628 lb Fe.
 1628 × 3.00 (% Fe assumed to exist as hematite) = 48.84 lb Fe as Fe₂O₃.

	Lb
Fe from scrap as Fe	283.00
Fe from stock in iron silicates	200.33
Iron from stock in hematite	48.84
Total	532.17
Fe in pig iron	2085.00
Iron existing as shown above	532.17
Iron existing as magnetite	1552.83

East Heat Balance: The South heat balance was based upon exhaustive research into the blast furnace chemical reactions, conducted by Bureau of Mines scientists, and the data compiled are therefore much more complete and accurate in detail than it is for the North and East calculations. It is therefore entirely reasonable that some discrepancies occur in the North and East calculations which are not accounted for but for practical purposes of comparison they serve their purpose.

The East calculation is shown in two ways, (1), as determined with the Mathesius⁽²⁾ procedure, based upon carbon combustion, and (2), as checked with the Johnson⁽³⁾ procedure, based upon the oxygen available for carbon combustion.

Mathesius Procedure:

Analysis of Top Gases

Gases	By volume	By weight
CO ₂	14.50	21.13
CO	28.00	25.96
H ₂	0.50	0.03
N ₂	57.00	52.88
	100.00	100.00

On the basis of the foregoing data 1 lb of this gas contains;

$$\frac{21.13 \times 3}{100 \times 11} = 0.0576\text{-lb C as CO}_2$$

$$\frac{25.96 \times 3}{100 \times 7} = 0.1112\text{-lb C as CO} \quad (2)$$

This carbon originated from:

1. The carbon charged, minus the amount of carbon transferred to the iron and the amount carried off with the flue dust.

2. The CO₂ content of the raw materials.

3. The total amount of coke charged in the calculation is 1350 lb which analyzed:

Fixed carbon	90.00
Ash	8.65
Sulphur	0.85
Phosphorus	0.008
Volatile matter	0.90

The coke as weighed averaged 3.00 per cent moisture, making the weight of dry coke charged 1310 lb. The amount of fixed carbon charged is then 1310 × 90 ÷ 100 or 1179 lb.

From this total is deducted the carbon carried off with the iron, which is calculated as follows: The carbon content of the metal was 4.00 per cent and 2240 lb of metal was produced, beside 67 lb of scrap (ladle skulls and pig machine scrap) or a total of 2307 lb. Therefore 2307 lb of iron (2240 plus 67) was carried off which is equivalent to 2307 × 4.00 ÷ 100 = 92.28 lb of carbon.

Beside the regular burden, the charge received 350 lb of scrap which contained, 67 lb iron scrap × 4.00% C = 2.68 lb carbon

283 lb steel scrap × 0.15% C = 0.42 lb carbon

Therefore the net amount of coke carbon carried off with the metallic product is 92.28 - 3.10 or 89.18 lb carbon. In the burden calculation the amount of flue dust loss was 90 lb. Since the average carbon content of the flue dust was 10 per cent the amount of carbon carried from the furnace with the dust was 90 × 10 ÷ 100 or 9 lb. Consequently the amount of carbon gasified in the furnace was

$$1179 - (89.18 + 9.00) = 1080.82 \text{ lb C} \quad (3)$$

The only burden constituent containing CO₂ in large quantities was limestone of which 300 lb was charged. It contained 44.85 per cent CO₂ making the CO₂ charged with the limestone:

$$\frac{300 \times 44.85}{100} = 135 \text{ lb CO}_2 \quad (4)$$

which is equivalent to,

$$\frac{135 \times 12}{44} = 37 \text{ lb C} \quad (5)$$

Total amount of carbon which escaped from the furnace as CO and CO₂ is therefore (see 3 and 5), 1080.82 + 37 or 1117.82 lb. With each pound of the top gases containing 0.1688 lb of carbon (see 2), the total weight of the dry gases

for the calculation is 1117.82 ÷ 0.1688 or 6622 lb.

Total weight of water charged with ore, coke, and limestone, and leaving the furnace with the gas, was 106.2 lb, according to the analysis of the burden constituents. The nitrogen content of the dry gases (see 1) originated exclusively from the blast, and the nitrogen content of air being known, the weight of dry air which entered into the furnace through the tuyeres was (6622 × 52.88) ÷ 77 = 4548 lb.

Average moisture content of the atmosphere was 5.49 grains per cu ft at 70° F, making the weight of natural air blown into the tuyeres 4548 + 47.6 or 4595.6 lb blast.

Slag volume according to the burden calculation was 40.08 per cent making the amount of slag produced 898 lb.

Weight of materials passing through the furnace per charge is as follows:

	Lb/ton of product incl. scrap output (6)
Product (incl. scrap) 2307 lb	
Burden	3800
Limestone	300
Coke	1350
Slag	898
Flue dust	90
Blast (dry)	4548
Moisture in blast	47.6
Top gas (dry)	6622
Moisture in top gas	106.2

Analysis of Iron

	Per cent
Carbon	4.00
Silicon	1.00
Sulphur	0.030
Phosphorus	0.300
Manganese	1.50
Iron	93.17

The iron content originated from the burden constituents shown in Table IV.

Total iron to product was 2085 lb. Consequently the iron content of 1 ton (2240 lb) of product originated from the following composition and stages of oxidation:

	Lb
Fe	283
Silicates	200.33
Fe ₂ O ₃	48.84
Fe ₃ O ₄	1552.83

In the same manner 1 gross ton of product contained 1.50 per cent, or 33.7 lb Mn which had been reduced from manganese silicate. Phosphorus of the product amounts to 6.73 lb and has been considered all reduced from P₂O₅. The 1.00 per cent silicon is equivalent to 22.4 lb per gross ton of product reduced from SiO₂.

Heat Production: Total weight of carbon contained as CO₂ in the top gases per pound of product is (see 2 & 6):

$$0.0576 \times 6622 = 381.43 \text{ lb C} \quad (7)$$

Weight of carbon per ton of product, equivalent to the amount of CO₂ originating from the limestone and contained in the top gases is (see 5 and 6):

$$\frac{(37 \times 2240)}{2307} = 3.5 \text{ lb} \quad (8)$$

Deducting item (8) from (7) gives 377.93 lb of coke carbon burned to CO₂ per ton of product.

One lb of carbon through combustion to CO₂ generates 14,543 Btu. The 377.93

Kodak

It magnifies time...

The Eastman High-Speed Camera provides a direct approach to "high-speed" engineering problems

If you're studying engineering problems that involve action too fast for the human eye to register, you can get the visual facts you need with the Eastman High-Speed Camera, Type III.

Here's what it does . . . It takes motion pictures at 3000 frames a second. Then you project them at only 16 frames a second . . . thus magnifying "action time" almost 200-fold.

Here's what it does for you . . . It enables you to see, analyze, and measure flame phenomena, chatter and vibration in machine elements, movements of fluids. Shows you these and many other types of swift, blurred, transient action as slow, clear, continuous motion.

Don't overlook the possibilities of the Eastman High-Speed Camera, Type III, in your work. To learn more about it and how it may be useful to you . . . write for the new booklet . . . or better yet, if you have access to a 16mm. projector and would like to see some actual examples, ask us to send you our 16mm demonstration reel of selected high-speed movies.

EASTMAN KODAK COMPANY
Industrial Photographic Division • Rochester 4, N.Y.

--- Mail this coupon for new FREE booklet ---

Eastman Kodak Company
Rochester 4, N. Y.

I want to know more about the Eastman High-Speed Camera Type III. Please send me your new, free booklet, your 16mm. demonstration reel of selected examples of high-speed movies.

Name _____ (please print)

Company _____ Dept. _____

Street _____

City _____ State _____

High-Speed Movies

... another important function of photography

TABLE V—HEAT CARRIED OFF BY TOP GASES

(Gas analysis × weight of gas × top temperature × specific heat = Btu)				
CO ₂ 0.2113 × 6622 × 350 × 0.2169				= 106,222
CO 0.2596 × 6622 × 350 × 0.2426				= 145,966
H ₂ 0.0030 × 6622 × 350 × 3.4090				= 23,703
N ₂ 0.5288 × 6622 × 350 × 0.2438				= 298,801
				574,692

lbs generated, therefore, gives 377.93 × 14,543 or 5,496,236 Btu.

The amount of carbon per ton of product burned to CO is (see 2 and 6): 0.1112 × 6622 or 736.36 lb.

One lb of carbon through combustion to CO generates 4446 Btu. The 736.36 lbs generated therefore, gives 736.36 × 4446 or 3,273,857 Btu.

Specific heat of the air blast being 0.248 and the hot blast temperature 1550° F the heat brought into the furnace with the blast per ton of product is 1550 × 0.248 × 4548 or 1,748,251 Btu.

In the same manner the amount of heat brought into the furnace per ton of product with the moisture (specific heat 0.49) content of the blast is 1550 × 0.49 × 47.6 or 36,152 Btu.

Heat Consumption: Thermal requirements to reduce various items are:

	Btu
Fe silicate to 1 lb Fe	2,939
Mn silicate to 1 lb Mn	3,132
Fe ₂ O ₃ to 1 lb Fe	3,240
Fe ₃ O ₄ to 1 lb Fe	2,970
MnO to 1 lb Mn	2,970
SiO ₂ to 1 lb Si	14,090
P ₂ O ₅ to 1 lb P	10,620

The reduction of 1 gross ton (2240 lb) of product therefore required:

	Btu
200.22 lb Fe from Fe silicate	588,770
1552.83 lb Fe ₃ O ₄	4,611,905
48.84 lb Fe ₂ O ₃	158,242
33.70 lb Mn from Mn silicate	105,548
6.73 lb P from P ₂ O ₅	71,473
22.40 lb Si from SiO ₂	315,616
Total	5,851,554

Weight of CO₂ produced by the calculation of carbonates per ton of product is 135 lb (see 4 and 6), all of which was contained in the burden in the form of CaCO₃. Heat necessary to decompose CaCO₃ into CaO and CO₂ is 1830 Btu per pound of CO₂. Driving off the 135 lb required 135 × 1830 or 247,050 Btu.

Amounts of heat carried from the furnace by the iron and the slag are determined by calculation to be 512 and 888 Btu respectively.

Heat carried off by the iron per ton of product is 512 × 2240 or 1,146,880 Btu, and by the slag 888 × 898 or 797,424 Btu.

Dissociation of the moisture as carried into the furnace with the blast requires per pound of water vapor, 5760 Btu; per ton of product the heat required for this reaction was 47.6 × 5760 or 274,176 Btu (see 6).

Dry top gases carried off the amounts of heat per ton of product as shown in Table V. (The top temperature was 350° F, (see 1) for gas analysis and (6) for weight of gas).

Moisture carried out with the top gases

entered the furnace at a temperature of 62° F, i.e., with a heat content (see 6) per ton of product of (62 - 32) × 106.2 = 3186 Btu.

Since the moisture was heated in the furnace to 212° F, and evaporated, and the resulting steam superheated to 350° F, the heating of the water required (212 - 32) × 106.2 = 15,930 Btu.

Evaporation required 964.8 × 106.2 = 102,462 Btu.

Superheating required 0.48 × (350 - 212) × 106.2 = 7035 Btu.

Therefore the total heat carried off by the top gases per ton of product was 15,930 + 102,462 + 7,035 or 125,427 Btu.

Summary of Heat Produced

Source	Btu	%
CO ₂	5,496,236	52.08
CO	3,273,857	31.02
Hot blast (dry)	1,748,251	16.56
Blast moisture	36,152	0.34
Total	10,554,496	100.00

Summary of Heat Consumed

Source	Btu	%
Reduction of Fe	5,358,917	50.78
Reduction of MnO, P ₂ O ₅ , SiO ₂	492,637	4.67
Carbonate calcination	247,050	2.33
Moisture dissociation	174,176	2.59
Carried off with:		
Iron	1,146,880	10.87
Slag	797,424	7.57
Dry gas	574,692	5.44
H ₂ O in gas	125,427	1.19
	9,017,203	85.44
Radiation, cooling water and unaccounted for	1,537,293	14.56
Total	10,554,496	100.00

Johnson Procedure:

Carbon in the gaseous form has a volume of 29.85 cu ft per lb of carbon. Total carbon gasified was 1117.83 lb ÷ 2307 or 0.484 lb carbon per lb pig and scrap.

Carbon gas was 0.484 × 29.85 or 14.45 cu ft per lb of iron. Total carbon gas was 14.50 per cent CO₂ + 28.00 per cent CO or 42.50 per cent.

14.45 ÷ 0.425 = 34.00 cu ft of gas per lb of iron. Of the top gas 57.0 per cent was N₂. So that 57.0 × 34.0 gives 19.38 cu ft of N₂ in the top gas.

19.38 cu ft of N₂ ÷ 79.3 per cent N₂ in air gives 24.4 cu ft of blast per lb of iron. This weighs 0.0807-lb at 32° F, or 24.4 × 0.0807 or 1.97 lb blast per lb of iron. 1.97 × 23.0 (% O in air) gives 0453-lb oxygen from the blast.

Oxygen from the Charge	Lb
200.33 lb Fe as iron silicate,	
43/112 × 200.33	76.72
1552.83 lb Fe as Fe ₃ O ₄ ,	
64/168 × 1552.83	591.63
48.84 lb Fe in Fe ₂ O ₃ ,	
3/7 × 48.84	2.09
33.7 lb Mn as MnO,	
16/55 × 33.70	10.81
6.73 lb P as P ₂ O ₅ ,	
80/62 × 6.73	8.68

22.40 lb Si as SiO₂,
32/28 × 22.40

25.60

Total 715.53

715.53 lb O ÷ 2240 lb Fe = 0.3194-lb

O per lb of iron from charge. 32/44 ×

135 = 98.14 lb O per gross ton of iron.

98.14 lb O ÷ 2240 lb Fe = 0.0438-lb

O per lb of iron from limestone.

47.8 lb of water in blast per gross ton

of iron. 16/18 × 47.8 = 42.45 lb O from

H₂O per gross ton of iron.

42.45 lb O ÷ 2240 lb iron = 0.0189-lb

O per lb of iron.

Source	Lb O/lb Fe
Oxides of charge	0.3194
Carbonates	0.0438
Blast	0.4530
Moisture in blast	0.0189
Total	0.8351

Total oxygen required to oxidize 0.484-

lb carbon to CO is 0.484 × 1 1/3 or

0.645-lb. This leaves 0.8351 - 0.6450

or 0.1901-lb oxygen to convert CO to CO₂.

C to CO (0.6450 - 0.1901 =

0.4549) × 3/4 = 0.3412-lb carbon.

C to CO₂ requires 1901 × 3/4 = 0.1426-

lb carbon.

12/44 × 135/2240 = 0.0164-lb O

from carbonate as CO₂ and therefore

generates no heat therefrom.

0.1426 - 0.0164 = 0.1262-lb C to

CO₂; and 0.4840 - 0.1426 = 0.3414-lb

C to CO.

0.1262-lb C × 14,750

0.3414-lb C × 4,375

From blast and moisture

1861

1494

796

Total 4151

4151 × 2240 = 9,298,240 Btu/gt Fe

Specific heat of top gas 0.0205

Top gas, cu ft/lb Fe 34.0

Temp top gas, °F 350

34.0 × 350 × 0.0205 = 244 Btu/lb Fe

244 × 2240 = 546,560 Btu/gt Fe

546,560 ÷ 2240 = 244 Btu/lb Fe

244 + 7.6 = 251.6 Btu per lb of iron.

Net heat consumed therefore is 4151 -

251.6 = 3899.4 Btu per lb of iron, or

3899.4 × 2240 = 8,734,656 Btu per

gross ton of iron.

Comparison of Procedures

	—Btu per gt iron—	
	Produced	Consumed
Mathesius	10,554,496	9,017,203
Johnson	9,298,240	8,734,656
Difference, per cent	11.9	3.1

Considering the incompleteness of the data available and the many opportunities for error in the calculations the foregoing check appears to be satisfactory, particularly in the amount of heat consumed.

(Continued in next week's issue)

⁽²⁾"Use of High Blast Heats in Mesabi Practice" by Walter Mathesius, AIME Yearbook, 1915.

⁽³⁾"Principles of Iron Ore Beneficiation," Charles E. Agnew, STEEL, Nov. 26, 1945, p. 124.

⁽⁴⁾"Benefits from the Use of High Concentrates in a Blast Furnace Operation," AIME, 1938.

⁽⁵⁾"Smelting Sinter in the Blast Furnace," by Charles E. Agnew, STEEL, Feb. 15, 1943, p. 100.

⁽⁶⁾"Sinter and Blast Furnace Thermal Principles," by Charles E. Agnew, STEEL, Oct. 4, 1943, p. 110.

⁽⁷⁾"Metallurgical Calculations," by J. W. Richards.

Magnesium Alloys

(Continued from Page 91)

does give an inferior appearance.

Carbohydrogen gas, which is a mixture of hydrogen and methane gases, is ideally suited for welding magnesium alloys, particularly in the thinner gages. It has a lower flame temperature than acetylene and is very easily regulated. If the carbohydrogen gas is used in welding heavy sheet, small amounts of acetylene are sometimes mixed with it to increase the flame temperature. Mixtures of hydrogen and acetylene are also used satisfactorily and offer a means of welding light sheet when carbohydrogen is not available. Unmixed hydrogen is not used, generally, because of the difficulty of adjusting the flame. In using all of the above gases the torch should be adjusted so the flame is neutral or slightly reducing.

A flux generally is used to prevent oxidation while welding. Dow Nos. 460 and 450 (Table XI) are recommended. No. 460 flux is recommended for welding with all kinds of gases, while No. 450 is suitable only for oxyacetylene. The fluxes in powder form are mixed in the proportion of one part water to two parts powder by volume to obtain a paste that is suitable for brushing on the weld area.

Various diameter extruded welding rod is available in all alloys. The rod should be of the same alloy as the material being welded but in case it is not available, an alloy with slightly lower melting point may be used. If it is necessary to weld different alloy materials together, the rod having the composition of the lower melting point material should be used. The recommended ranges of sheet gages on which a given rod size may be used are listed in Table XVIII.

Preparation of Surface for Welding: All grease, dirt, oil and other foreign matter should be cleaned from parts by means of solvents or alkaline cleaners. Unpickled sheet may be welded without further cleaning but sheet which has been chrome-pickled should be cleaned free of the coating by means of steel wool or a wire brush. Pickled sheet is sometimes welded without cleaning but the chromates cause porosity in the weld metal and impair free flowing characteristics obtained with bare surfaces.

A special "in process" pickle may be used to protect parts in storage, leaving the metal in condition to be welded. This treatment consists of a one-minute dip in a bath of 15 to 20 per cent chromic acid and 3 per cent calcium, sodium, potassium, or magnesium nitrate. However, as will be noted in a subsequent section on finishing, this pickle treatment is not used as a final finish treatment due to

the poor paint adhesion that it affords.

Procedure: Sheet up to 1/8-in. in thickness can be welded with square edges. Sheet over 1/8-in. should be beveled on one side to form an included angle of approximately 90 degrees. The vee should not extend through the sheet but should have about a 1/16-in. flat or land remaining to provide better fitup conditions and to prevent the sharp edge from melting away as soon as heat is applied.

Jigs should be provided to hold the sheet in good alignment for tack welding. The usual practice is to remove an assembly from a jig after tack welding, and finish welding without a jig. Sheets of the same gage up to a thickness of 0.064-in. are normally butted flush for welding.

TABLE XVIII
ROD SIZE VERSUS SHEET THICKNESS

Rod Diameter Inches	Sheet Gage Inches
3/8	up to 0.064
1/2	0.051 to 0.128
5/8	0.091 to 0.25

TABLE XIX
EFFICIENCY OF GAS AND ARC WELDS

Alloy	Efficiency	
	Gas Weld*	Arc Weld*
J-1	90	95
M	65	70
FS-1	90	90

* Efficiency with bead as welded. If bead ground flush the efficiencies will be 5 to 10 per cent lower.

Sheets from 0.064 to 1/8-in. thick are set up with a gap approximately equal to the metal thickness being welded. Beveled sheet from 1/8 to 1/4-in. thick should be set up with a gap of 1/16-in. When sheet thinner than 0.064-in. is butted to sheet thicker than 0.064-in., no gap is provided.

Cast fittings or fittings machined from extruded stock are provided preferably with a flange about the same thickness as the sheet into which they are to be welded to eliminate trouble of sheet melting away before a heavy fitting section can be heated to the temperature required for fusion. Parts of a weld jig for locating fittings should be made adjustable in a direction perpendicular to the surface of the sheet in which a fitting is to be welded. This is necessary because the sheet edge may move in or out when it is heated, depending on the shape of the part. Fitting must be so held that while the welding is being accomplished good line-up of the fitting flange and sheet may be obtained. For example, in welding a fitting in the end of a 14-in. hemispherical tank head it is necessary to set the casting about 3/32-in. above the sheet surface when the head is cold to allow for expansion during welding. After proper location to obtain alignment is determined experimentally

the casting locator is locked in place.

Parts to be welded are fluxed on both sides of the sheet where tack welds are to be placed, the distance between tacks being from 1.5 to 6 in. apart, depending on the shape of the parts being welded and the gage sheet used. If the welding rod surface is dirty or badly oxidized it should be cleaned with steel wool. The rod is fluxed and tacks are made, after which the weld area on both sides is fluxed and the joint completed.

In starting the weld, torch flame is moved over the point at which the head is to be started until the flux has been thoroughly dried. The manipulation of rod and torch is very similar to that used in welding aluminum. If an incompletely fluxed area starts to burn while the bead is being run the torch should be removed and the burning will stop immediately. The burned area should be scraped clean and refluxed before the weld is continued. On completion of the bead the torch should be played on the work for a few seconds to allow the stopping point to cool slowly. If this is not done, the rapidly cooling weld metal may contract locally and result in a small pit or crater.

Finishing: After the weld is made, it is desirable that all traces of flux be removed from accessible areas as soon as possible by scrubbing the weld area with hot water and a steel wire brush. Following the scrubbing, parts are given a chrome-pickle treatment (see subsequent section devoted to finishes) or the "in process" pickle treatment previously described. The chrome-pickle treatment is generally used providing further welding is not required. If the part is a subassembly and further welding is required, the "in process" pickle is used as this need not be removed for welding.

After the assembly is completely welded and pickled it should be given a 1 to 2-hour boil in a 5 per cent solution of sodium dichromate to effect complete removal of any surface flux and to provide additional surface protection. The boil serves to remove flux which cannot be removed in the scrubbing operation as, for example, when a head is attached in finishing a tank assembly. It is used only after an assembly has been completed and is not necessary on subassemblies to be stored except for removal of flux from inside seams which cannot be scrubbed.

Arc Welding: Magnesium sand and permanent mold castings, extrusions, forgings and sheet can be arc welded. The process resembles carbon arc welding of steel, with a tungsten electrode replacing the conventional carbon electrode. In addition, an inert gas such as helium is employed to shield the molten metal area during welding. Gas is confined to the welding area by means of a

MORE people want
MORE aluminum for
MORE uses than ever

... and can get **NORMAL DELIVERY**
from Alcoa
ON ALL THESE FORMS

Permanent Mold Castings
Forgings · Screw Machine Stock
Sand Castings · Wire, Rod, Bar
Structural Shapes · Tubing
Impact Extrusions
Extruded Shapes

Don't make the mistake of thinking aluminum is as hard to get as some other materials. No need for production lines to drag along unprofitably waiting for *these* materials. Get in touch with the nearest Alcoa sales office or ALUMINUM COMPANY OF AMERICA, 2112 Gulf Building, Pittsburgh 19, Pa.

ALCOA FIRST IN ALUMINUM



TABLE XX
ARC WELD DATA

Thick- ness Inches	Current Amps. ¹		Filler Rod Diameter Inches	Helium Flow Cu. Ft./Min.	Tungsten Electrode ² Diameter in Inches	
	J-1, FS-1 and O-1	Alloy M			J-1, FS-1 and O-1	M
0.030	15-25	20-30	$\frac{3}{32}$	0.3 to 0.6	$\frac{3}{32}$	$\frac{3}{32}$
0.040	20-30	25-35	$\frac{3}{32}$	0.3 to 0.6	$\frac{3}{32}$	$\frac{3}{32}$
0.050	20-35	30-45	$\frac{3}{32}$	0.3 to 0.6	$\frac{3}{32}$	$\frac{3}{32}$ or $\frac{1}{16}$
0.060	30-45	40-55	$\frac{3}{32}$ or $\frac{1}{16}$	0.3 to 0.6	$\frac{3}{32}$ or $\frac{1}{16}$	$\frac{1}{16}$
0.070	45-60	50-65	$\frac{1}{8}$	0.3 to 0.7	$\frac{1}{8}$	$\frac{1}{8}$
0.080	55-70	65-80	$\frac{1}{8}$	0.3 to 0.7	$\frac{1}{8}$ or $\frac{3}{16}$	$\frac{3}{16}$
0.090	60-75	70-85	$\frac{1}{8}$	0.3 to 0.7	$\frac{1}{8}$ or $\frac{3}{16}$	$\frac{3}{16}$
0.100	70-90	80-100	$\frac{1}{8}$	0.4 to 0.8	$\frac{3}{16}$	$\frac{3}{16}$
0.125 ³	75-100	85-110	$\frac{1}{8}$ or $\frac{3}{16}$	0.4 to 0.8	$\frac{3}{16}$	$\frac{3}{16}$
0.150	80-110	90-120	$\frac{3}{16}$	0.4 to 0.8	$\frac{3}{16}$	$\frac{3}{16}$ or $\frac{1}{4}$
0.200 ⁴	70-90	80-100	$\frac{3}{16}$	0.4 to 0.8	$\frac{3}{16}$	$\frac{3}{16}$
0.250	80-100	90-110	$\frac{3}{16}$ or $\frac{1}{8}$	0.4 to 0.8	$\frac{3}{16}$	$\frac{3}{16}$
0.500 ⁵	90-120	100-130	$\frac{3}{16}$ or $\frac{1}{8}$	0.5 to 1.0	$\frac{3}{16}$ or $\frac{1}{4}$	$\frac{3}{16}$ or $\frac{1}{4}$
0.750 ⁶	110-140	120-150	$\frac{7}{16}$ or $\frac{1}{4}$	0.5 to 1.0	$\frac{1}{4}$	$\frac{1}{4}$
1.000	120-150	130-160	$\frac{7}{16}$ or $\frac{1}{4}$	0.5 to 1.0	$\frac{1}{4}$ or $\frac{3}{8}$	$\frac{1}{4}$ or $\frac{3}{8}$

¹Currents given are for welding speeds of approximately 12 inches per minute in single pass welds. In multiple pass welds the welding speed per pass is higher.

²The inside diameter of the inert gas cup should correspond to the tungsten diameter as follows: $\frac{1}{16}$ - and $\frac{3}{32}$ -inch electrode— $\frac{1}{16}$ -inch cup. $\frac{3}{16}$ -inch electrode— $\frac{1}{8}$ -inch cup. $\frac{1}{4}$ -inch electrode— $\frac{3}{16}$ -inch cup. $\frac{5}{16}$ -inch electrode— $\frac{1}{4}$ -inch cup.

³Sheet 0.1 to $\frac{3}{16}$ inch thick beveled from one side of sheet.

⁴Sheet over $\frac{3}{16}$ inch thick beveled from both sides of sheet.

⁵Multiple pass welds in sheet over $\frac{1}{4}$ inch thick.

⁶In welding material $\frac{3}{8}$ inch thick or heavier it is desirable to preheat the material to 500 to 600 degrees Fahr. (260 to 316 degrees Cent.) to increase the welding rate.

shielding cup around the tungsten electrode. No flux is required during arc welding and, as a result, the process has the advantage over gas welding that all types of joints commonly used on steel can be used on magnesium.

The use of arc welding in preference to gas welding is often determined by the type of joint required. While gas welding must be limited to butt type joints to insure removal of the corrosive flux, arc welding which uses an inert gas shield to prevent oxidation of the material can be used on lap joints and fillet joints, and on all other joints such as those commonly used in steel arc welding. Since multipass welds are permissible, there is no top limit on the material thickness which may be welded, as there is in gas welding. Generally, arc welding is preferred to gas welding in material over 0.1-in. thick because of the faster welding rate obtainable. Arc welding is preferred for parts where warpage must be held to a minimum. Warpage is reduced by the higher heat available with the arc, enabling fusion temperatures to be reached with less diffusion of heat to adjacent metal.

Applications: Arc welding is employed where maximum strength joints are required in alloy M and J-1 structures. The strength of FS-1 sheet is approximately the same as when arc welding is used. A comparison of the efficiencies which may be obtained with butt welds made by both methods is given in Table XIX prepared by Dow Chemical Co. All wrought materials except FS-1 sheet have good arc weldability. FS-1 sheet has a limited application for arc-welded structures, but as in gas welding, restrained welds must be avoided or cracking may result.

Equipment: In arc welding magnesium alloys the arc is struck between a tungsten electrode and the work in much the same manner as in the carbon arc welding of steel. While welding is in progress the arc is enveloped in an inert gas shield which excludes oxygen from the weld area and therefore prevents oxidation of the heated metal. This inert gas is applied by flowing it into the weld area from a cup surrounding the electrode. Function of a torch for arc welding magnesium alloys is to hold electrode and cup and to carry the welding current and shielding gas. A valve is provided in the torch handle to control flow of inert gas to the work.

Direct current and rectified alternating current arc welding machines of 100 to 200 amp capacity are normally used for inert gas welding of magnesium alloys. The machine should be of the stable arc type and should be equipped with a continuous ampere regulator to provide adequate current control. Reversed polarity (electrode positive and work negative) is required as straight polarity results in a wild arc unsuitable for welding. Use of a straight alternating current machine also results in a wild arc.

Tungsten electrodes ranging in size from $\frac{3}{32}$ to $\frac{1}{2}$ -in. in diameter are used. Electrode should extend from $\frac{1}{4}$ to $\frac{3}{8}$ -in. beyond the end of the gas cup for normal welding. It may be extended beyond $\frac{3}{8}$ -in. to reach tight corners. The filler rod should preferably be of the same alloy as the material being welded. Sizes of filler rod ranging from $\frac{3}{32}$ to $\frac{1}{4}$ -in. in diameter are adequate for making welds in any size material.

Both helium and argon gas are used. However, it has been determined that about three times more helium by volume

than argon is required for a given amount of welding. Helium does not require as close an arc length as argon, therefore it is somewhat easier for a welder to use. The automatic voltage regulator on an automatic welder does not function when argon is used. It must be disconnected and the weld made with a set arc length. When helium is used, the regulation is satisfactory and fully automatic welding may be accomplished. Accurate control of inert gas flow is obtained by means of an oxygen therapy regulator, or a flowmeter used in conjunction with a standard oxygen or hydrogen regulator. In general, a tank containing 220 cu ft of helium will supply gas for approximately 10 to 15 hours of continuous welding with a medium size torch.

Preparation of Surface for Arc Welding: The first and most important step in arc welding magnesium is proper preparation of the metal surface. Almost all porosity and much of the incomplete penetration in arc welds is caused by improper or insufficient cleaning of the surface. It is important that all grease, oil, chemically treated surfaces, oxide films and other impurities be removed from the weld area. This may be accomplished by the use of solvents and steel wool, or by scraping. When a weld is made from one side of a sheet, the oxide coating on plain sheet or the pickled surface on a chemically treated sheet should not be removed from the bottom side of the sheet as these surfaces are beneficial in controlling the downdrop of the weld.

Sheet up to 0.1-in. thick is welded with a square butt joint. Material from 0.1 to $\frac{3}{16}$ -in. thick is beveled from the welding side to about a 90 degree vee which extends sufficiently far into the sheet so a $\frac{1}{16}$ -in. land or flat remains. Sheet over $\frac{3}{16}$ -in. thick should be welded from both sides wherever the nature of the structure permits, because sounder welds may be obtained and less warpage results. For a double vee joint the 90 degree included angle should extend from both sides so as to leave a $\frac{1}{16}$ -in. land in the center of the sheet. When welding a double vee joint the back of the first bead should be chipped out using a chipping hammer fitted with a cape chisel to remove oxide film, dirt, and incompletely fused areas before the second bead is added. Chipping back of a weld is also used in some cases where welds are made from one side in heavy material.

In making tee welds the leg of the tee is not veed if it is under 0.080-in. thick. Thicker material should be single or double beveled to an open angle of 60 degrees, leaving about a $\frac{1}{32}$ -in. land at the base. Single bevels are used



A DRUMMER OF ACCURACY

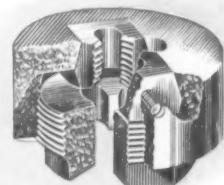
Even early in GTD "Greenfield" history, the idea of service to users was considered of prime importance. It was not enough to build a better tap or die. It was necessary to show how these new tools would cut more accurate threads. In a sense, these early GTD "Greenfield" pioneers, travelling around the country by horse and buggy, were

salesmen of accuracy.

In the same tradition of service is GTD "Greenfield's" large staff of field engineers today, located in every industrial center in America. With ever better threading tools goes ever increasing knowledge of how to use them for best results.



The "Little Giant" Screw Plate, introduced in the 1870's, set a standard for accuracy and strength in cutting screw threads by hand which has never been surpassed. In use today all over the world, the "Little Giant" Die consists of a two-piece, bevel-sided die that fits into corresponding bevels in a collet and is held in place by a guide.



GREENFIELD

TAP and DIE CORPORATION
Greenfield • Massachusetts

The GEOMETRIC TOOL COMPANY
New Haven, Connecticut • In Its Fifty-Fourth Year
A DIVISION OF GREENFIELD TAP and DIE CORPORATION

He makes production vanish!

HERE IS INDUSTRY'S most costly disappearing act! Are you *sure* there's none of this black magic in your plant?*

Inadequate Wiring, the industrial jinx, is at it every day. For overtaxed, overextended, obsolete wiring is cutting the efficiency of men and machines by 25 to 50 percent in hundreds of plants. Your plant power engineer, your consulting engineer, electrical contractor or utility power salesman can find this jinx . . . and throw him out!

47547



*WIRE AHEAD, a new booklet discussing preventive maintenance . . . the symptoms of inadequate wiring . . . and presenting plans for anticipating electrical demand, is now in preparation. We shall be glad to send it on request as soon as it is available. Address Advertising Department, 25 Broadway, New York 4, N. Y.



ANACONDA WIRE AND CABLE COMPANY

on material up to 3/16-in. thick to be continuously welded; double bevels are used where material over 3/16-in. thick is to be continuously welded. Where stagger tack weld tee joints are used and the leg of the tee is over 0.08-in. it is beveled to a 60 degree angle halfway through the sheet at the points the tacks are to be placed.

Jigs for arc welding are usually more complete than those used in gas welding. The entire welding operation is normally completed in the weld jig instead of being removed from the jig after tack welding as is the case in gas welding. Fitup for welding must be quite accurate as gaps in the sheet make it difficult to shield the weld properly. The function of an arc welding jig is to hold the parts being welded in proper alignment, to keep the weld gap as small as possible, to hold the parts in the proper relative location to each other, and to keep warpage to a minimum. When parts are properly jugged the bead is run directly without tacking the sheet prior to the operation. Tacks must be used when jigs are not furnished to hold the sheet in the correct position for welding.

Correct machine settings, inert gas flow, and other settings required in starting a weld are shown in Table XX. The inert gas valve is opened before the arc is struck. After metal under the arc becomes molten the filler rod is fed to the arc. Actual manipulation of the torch and rod is quite similar to that used in gas welding. The torch should be held as nearly perpendicular to the sheet as possible in order to obtain the maximum shielding effect with a minimum amount of gas. The filler rod should be held at an angle of at least 60 degrees from the torch to prevent reflected heat from the electrode from causing the rod to melt prematurely which in turn would cause an uneven bead and poor penetration.

Stress Relief of Welded Joints: Residual stresses set up during arc welding of magnesium are relieved by placing the parts in a jig or clamping plate and heating the structure in accordance with the temperature and time shown in Table XXI. After heating, parts are cooled in air free from excessive drafts. The use of jigs when carrying out this operation is preferred so that relief of the stresses will not result in warpage.

The fact that no flux is used when arc welding magnesium makes cleaning after welding a simple operation. The welds need only to be wire-brushed. Parts are then ready for the usual chemical treatments applied prior to painting, which will be described in detail in the subsequent section devoted to finishing. Routing, grinding, filing and similar operations may be used when it is desired to remove excess bead. Arc weld should

TABLE XXI
RECOMMENDED STRESS RELIEVING
TREATMENTS FOR ARC-WELDED
MAGNESIUM JOINTS

Dowmetal Alloy	Temperature °F ±10°	Time at Temperature
FS-1a	500	15 minutes
FS-1h	265	1 hour
Ma	500	15 minutes
Mh	400	1 hour
J-1a	500	15 minutes
J-1h	400	1 hour

be inspected for undercutting, cracks, porosity, overlapping, craters, inclusions and similar defects by standard methods such as visual inspection, radiography and the fluorescent oil penetrant method.

Resistance Flash Welding: This method of joining the ends of bars, tubing, etc. has not been used extensively in joining magnesium alloys although sufficient recent experience was obtained to prove the process feasible. Joint efficiencies ranging from 85 to 95 per cent are reported in Dow alloys FS-1, J-1 and O-1. Experience to date indicates that it is difficult to obtain good welds in Dow alloy M; this is probably due to its very narrow freezing range.

Butt welding, in which the current is applied after the pieces to be joined are butted together, is not so successful as flash welding. Higher current is required, the procedure is slower and the parts to be welded must be more carefully fitted. It also results in hot shortness and the formation of an oxide film between the parts. Because of the high heat conductivity of magnesium alloys a very rapid pushup is required.

Best results are obtained with automatic motor-operated machines which permit rapid pushup and give a constant acceleration for maintaining the arc during the flashing period. As magnesium alloys have relatively low electrical resistance, high current is required. For example, in welding 0.5-in. round bars, from 13,500 to 17,000 amp are needed. Using this procedure it is not necessary to clean oxide from the surface to be welded or from the surfaces in contact with the clamping die. However, any dirt which might cause burning on a surface held in a clamping die should be removed.

Soldering: Magnesium alloys can be soldered with the use of special soldering compositions. Soldering generally is used only for filling small surface defects in castings, and in some instances for small dents in sheet on which a smooth paint job is desired. Soldering is not recommended if the soldered area is required to withstand stresses; it ordinarily is not considered for joining magnesium parts or for joining magnesium to other metals.

Two solders for magnesium alloys designated solders A and B were developed

by Dow Chemical Co. Solder A starts to melt at 315° F and is suitable for general soldering. Composition is 60 per cent cadmium, 30 per cent zinc and 10 per cent tin. Solder B has a higher melting point, 500° F, and is slightly more difficult to apply than Solder A. Area to be soldered should be preheated to about 500° F, and more vigorous rubbing with the soldering tool is necessary to obtain good alloying action. This solder should be used if the magnesium part is to be heated above 275° F after soldering, as, for example, during the baking of subsequent paint coatings. Solder B consists of 90 per cent cadmium and 10 per cent zinc.

Magnesium alloy surfaces should be cleaned to a bright metallic luster before soldering. This is necessary if good alloying action between magnesium and solder is to be obtained. Filing, wire brushing and sanding with aluminum oxide abrasive cloth are satisfactory cleaning methods. In the soldering procedure it is desirable to preheat magnesium part with a torch, to 300 to 400° F around the area to be tinned with solder. A small quantity of solder is applied, and by means of a sharply pointed iron tool it is rubbed vigorously at the interface between the molten solder and the magnesium. Solder should be maintained molten and the rubbing action continued until the solder has alloyed. Flux is not necessary and its use is not recommended.

(Continued in later issue)

Earthmover Found To Be Efficient Coal Handler

Coal not needed immediately for the boilers of Indianapolis Power & Light Co. is bottom dumped from railroad cars into a pit, then picked up and deposited in an open area by an overhead clam. From there it is loaded by an R. G. LeTourneau earthmover, and hauled to a 4-acre stockpile nearby and spread in 4 to 6 in. lifts.

This handling method of handling coal was found so efficient that it helped eliminate danger of coal overheating. Working on a 600 to 700 ft haul from the open area to the stockpile, it is reported that the Tournapull averages moving of 142 tons per hour.

During an emergency or coal stoppage, coal may be loaded by Tournapull from the stockpile, hauled and dumped directly into the plant grizzly which feeds coal by conveyor belt to the stokers. Loaded rigs pass directly over an enclosed timper track, and grizzly ordinarily used to dump railroad cars. Rigs also have been used to deliver coal to another of the company's stations in another part of the city.

MEASURING

Force and Horsepower

. . . in automobile engines

FORCE and horsepower in automobile engines are being measured by new methods at Buick's Flint, Mich., plant. These involve the use of an instrument called Thrustorq developed by Hagan Corp., Pittsburgh. Attached to a dynamometer, the Thrustorq measures force as the product of an accurately-gaged air pressure action on a precision diaphragm.

In developing the new testing procedure it was decided to test engines at approximately the same angle at which they will operate in the finished automobile. As a result, the present dynamometer installation is tilted 10 degrees from the horizontal. This permits operation of engines at angles up to 20 degrees without a serious angular deflection in the universal joint which transmits engine power to the dynamometer. If desired, the dynamometer could be mounted at any angle from horizontal to vertical.

Buick is using the Thrustorq for both endurance and power runs. Standard practice calls for running the engine for 100 hours and then taking it off the stand. It is then completely disassembled and checked for wear. After the checkup it is again placed back on the stand and run to failure at continuous speeds


well above those expected to be developed even in abnormally high-speed operation of the finished automobile.

Two other major tests are now being planned, each to be equipped

with the Hagan instrument. One will be in connection with a Gleason axle-testing machine. In this test two axles will be hooked together, force being applied in opposite directions. This test will be carried to failure of the axle. A 60 sq in. Thrustorq capable of measuring torque from 200 to 185,000 lb-in. will be used.

In the second test a new chassis dynamometer testing machine will be used. The car is anchored so that it cannot move; wheels, however, turn at road speed, the resulting torque being absorbed by the dynamometer.

Inclined engine dynamometer for testing automotive engines which will be mounted in chassis on an inclined plane. Compressed air-operated double Thrustorq used in test stand is located in the center here



High Speed Steels

(Continued from Page 95)

Time in minutes and hours is shown on the horizontal axis and per cent of retained austenite on the vertical axis.

It may be readily observed that type A which is the 18-4-1 type is considerably more resistant to transformation than either the molybdenum, tungsten or the molybdenum, tungsten and cobalt types. These results prove that type A requires about 2 hours for transformation to reach completion while only about 20 min were required for types B and C, even though the percentage of transformation was far greater in case of type C.

This does not mean that the data from Fig. 14 should be applied immediately by heat treaters as a time period to be followed for tempering high alloy steels. The main reason that such data cannot be used too literally is the fact

that consideration should be given to the following two reasons for tempering high speed steels: (1) To transform a large portion of the retained austenite, and (2) to relieve the unbalanced residual stresses which have been induced mostly by the volumetric changes involved during the structural transformation.

Since residual stresses are very difficult to measure it becomes very much a matter of guessing as to how much time is required at tempering temperature to relieve such stresses. It has, for a long time, been common practice to use two or more successive tempering operations—the first being primarily to effect a structural change and the second for a stress relief.

Data given by Fig. 14 should, however, be of considerable practical value to heat treaters for a general guide as to how a certain high alloy might be expected to perform during the tempering opera-

tion. It obviously answers one question which is relative to the problem of cracking and why some high speed steels are more susceptible to cracking than others. It has been the experience of the author, and no doubt of others as well, that cracking in tools or other parts made from high speed steel usually tends to occur during the tempering operation rather than after cooling from the austenitizing temperature.

A study of Fig. 14 as well as some of the other illustrations suggests that if cracking tended to take place, the logical time would be during tempering in the cycle of operations. Since high speed steels as they exist in the as-quenched condition are usually composed of somewhere between 25-40 per cent austenite, it is not probable that cracking would occur because austenite is of more plastic nature and tends to cushion the effects of the transformation which has taken place

AVONDALE
...is going places *

Why... because AVONDALE is the South's most progressive shipyard, because it combines engineering skill, quality workmanship, production speed —and the "know-how" of STEEL.



1. "Gulf Cities" LTC 30, LTC 33, Lake Tankers Corp.
2. Lake Tankers Corp., Boiler Barge.
3. Gasoline Barges "Mason", "Hamilton", Gulf Refining Co.
4. LSM259—Conversion, Gabagan Construction Co. (N. Y.)
5. Dredge "Carribean", McWilliams Dredging Co.
6. Under Construction: "Sun Jason", On Marine Ways.
7. LTC 31, Lake Tankers Corp.
8. Dredge "Chicago", McWilliams Dredging Co.
9. Louisiana State Ferry Barge.
10. 65' Steel Shrimp Trawler, Avondale.
11. YF, Freighter, Conversion, Superior Oil Co.

AVONDALE MARINE WAYS, INC.

STEEL

RIVER FRONT, NEW ORLEANS DISTRICT
 TELEPHONES: WALNUT 8970 -- CHESTNUT 2475

MAIN PLANT: AVONDALE, LA.
 QUICK REPAIR PLANT --- HARVEY, LA.

MAILING ADDRESS: WESTWEGO, LOUISIANA



ABRASIVES

WAA solicits bids for approximately \$1,000,000 worth of abrasives of the following types: grinding wheels, abrasive cloth, paper, belts, sticks, stones and hones—all sizes and specifications. The offering includes both new and used materials; inspection may be made prior to bidding at any Regional Office holding the inventory. Priority claims have been satisfied and there will be no delay in delivery.

Sales of Abrasives will be held at frequent intervals. To receive information on future sales, write to the Regional Offices listed below asking that your name be placed on their mailing lists.

BOSTON • PHILADELPHIA • CHICAGO • CLEVELAND
DETROIT • ST. LOUIS • LOS ANGELES

OFFICE OF GENERAL DISPOSAL

WAR ASSETS ADMINISTRATION



Offices located at: Atlanta • Birmingham • Boston • Charlotte • Chicago • Cincinnati • Cleveland • Dallas
Denver • Detroit • Fort Worth • Helena • Houston • Jacksonville • Kansas City, Mo. • Little Rock • Los
Angeles • Louisville • Minneapolis • Nashville • New Orleans • New York • Omaha • Philadelphia • Port-
land, Ore. • Richmond • St. Louis • Salt Lake City • San Antonio • San Francisco • Seattle • Spokane • Tulsa

1020

in cooling from the austenitizing temperature.

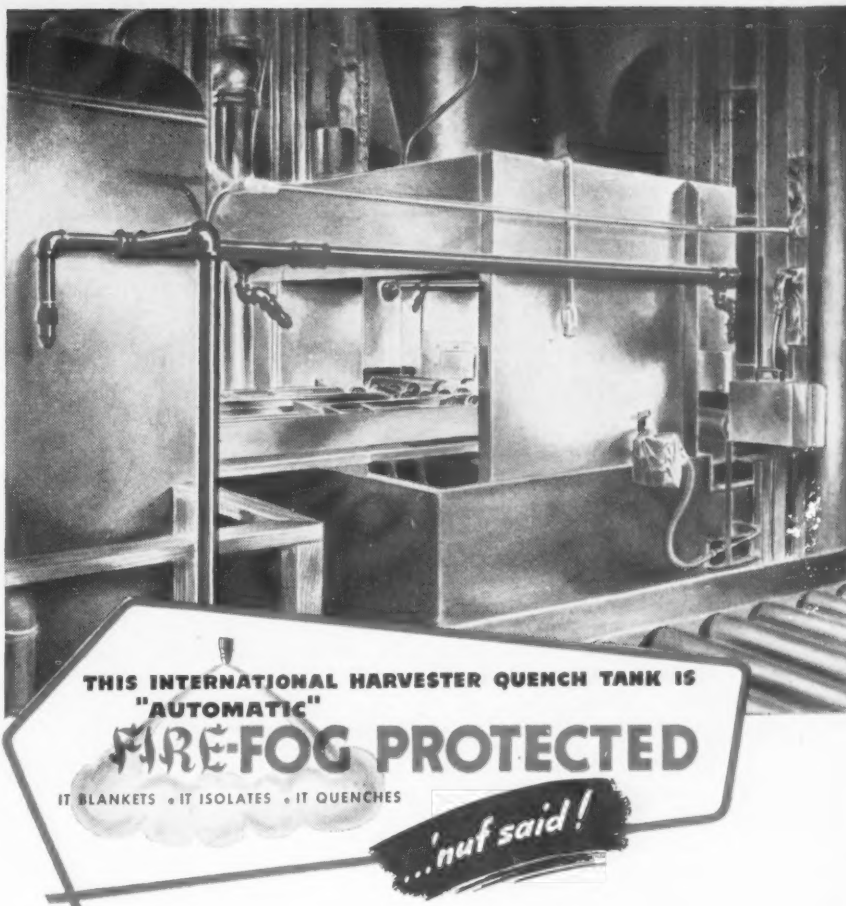
The author has found that the utmost care must be used in tempering parts made of a steel similar to type C as compared with type A. There is no doubt that the rate of transformation during tempering is largely responsible for such a tendency to cracking. It is natural to expect that as more austenite is transformed that there is less present to act as a cushion to absorb the stresses set up by the volumetric expansion during the formation of martensite. Therefore, referring to Fig. 14 it is obvious that in 18-4-1 steel, type A, about 20 per cent of austenite is transformed over a period of approximately 2 hours; in the high cobalt, type C, about 33 per cent of austenite is transformed in about 20 min.

In order to have a better knowledge of the physical changes which take place during tempering and to be able to prevent cracking from the causes which are described in the immediately preceding paragraphs, it is also necessary to have a full knowledge of just when during tempering all this transformation actually takes place, i. e., whether it is during the heating or the cooling part of the cycle. So far it has been reported in previous investigations that there was little or no transformation in the heating part of the tempering cycle.

Reports from other investigations have shown also that a small amount of transformation took place during prolonged holding periods at the tempering temperature, but that in all cases most of the austenite transformed during cooling from the tempering temperature, the larger part being affected between 500° F and 400° F in the cooling cycle. The author has believed for a long time that these previously reported results were somewhat in error due to results in actual practice not being consistent with some of the theories which had been advanced.

Results of a rather elaborate project along this line are shown in Figs. 9, 10 and 11 which separately show such results for types A, B, and C respectively. These charts also show the tempering plotted along the horizontal axis and the per cent of austenite along the vertical axis. The difference being that these charts show the percentage of existing austenite when measured at the temperatures indicated. The curved lines on these figures marked "at temperature" indicate the amount of austenite present for specimens after austenitizing at the optimum temperature, cooling to room temperature and tempering for 1-hour at the various temperatures indicated.

Specimens were removed from the tempering furnace and the transformation measured within approximately 2 sec, quenched in water, and again measured. When any difference was found in the



THIS INTERNATIONAL HARVESTER QUENCH TANK IS
"AUTOMATIC"
FIRE-FOG PROTECTED

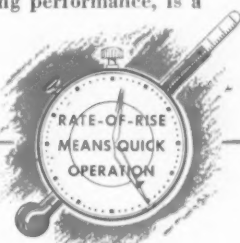
IT BLANKETS • IT ISOLATES • IT QUENCHES

...nuf said!

Industrial America is rapidly becoming fire-hazard conscious. Obsolete and inadequate fire protection systems are being replaced by those systems which have clearly demonstrated their ability to protect.

"Automatic" FIRE-FOG, by virtue of its amazing performance, is a leader among modern fire protection systems. It quenches fires . . . even of flammable liquid origin. For example, when fire bursts forth at a FIRE-FOG protected oil quench tank, action is *automatic, decisive*. Instantly, the flames are beaten down . . . and seconds later, a would-be ruinous blaze is extinct. Within a matter of minutes production has been resumed.

"Automatic" FIRE-FOG is a proven safeguard for many types of serious fire hazards, ideal protection for oil filled electrical equipment, gasoline loading racks, enamel dip tanks and similar hazards. Write for complete information. It's yours for the asking.



**THE SUPROTEX*
SPRINKLER SYSTEM**

A famous member of the "Automatic" Sprinkler Family. Designed particularly for use in manufacturing, mercantiles, warehouses, churches, schools, offices, hospitals, piers and other establishments where positive fire protection is a must.

*Trademark Registered
U. S. Patent Office

FIRE PROTECTION

DEVELOPMENT

ENGINEERING

"Automatic" Sprinkler

MANUFACTURE

INSTALLATION

"AUTOMATIC" SPRINKLER CORPORATION OF AMERICA
YOUNGSTOWN 1, OHIO
OFFICES IN PRINCIPAL CITIES OF NORTH and SOUTH AMERICA

DANLY PRESSES

1 Rugged Construction

2 Mechanical Accuracy

3 Pressure Lubrication

4 Air-Friction Clutch


5 Modern Design Features



● INCLINABLE PRESS

This 100-ton, eccentric gear, Inclinable Press, has a unit frame of rugged one-piece all-steel construction. Extra long gibs and two suspension points—insure even pressure along the full length of the stroke, make for accurate alignment on large or progressive dies.

This press has an 8" stroke—operates 40 strokes per minute. Adjustment of slide—4" by hand. Bed area is 31" x 40"—designed to be equipped with air cushion if desired. Pivot point is so arranged that the center of the bed is not elevated when press is inclined. Distance floor to bed—33". Shut Height—19".



● GAP-FRAME PRESS

The 250-ton, 2-Point Eccentric Gear Gap-Frame Press, shown above is of all steel Danlyweld construction. Intermediate continuous structural members extend up through the back of the frame reducing deflection throughout the entire length of the bed. Gearing and driving members are completely enclosed within the frame.

This press has a 14" stroke—operates at 20 strokes per minute. Bed area is 32" x 84". Shut height—54".

THE PRESS for MODERN PRODUCTION...

S



● 4-POINT STRAIGHT-SIDE PRESS

Compact, enclosed construction keynotes the design of the 300-ton Straight-Side Press, shown above. Gears and driving members are completely enclosed within the frame.

This press has eccentrics cut on the four main gears and 4 Suspension Points—Extra Long Gibs. Bed area is 58" x 96". Stroke is 18"—Double geared to operate at 18 strokes per minute. Adjustments of Slide—12". Shut height—54". Air-Friction Clutch, Electric Stroke Indicator, and Push-Button Control—Motor Adjustment of Slide, are standard equipment on this model.



● HORNING PRESS

The 100-ton Eccentric Gear, Horning Press, shown above, has a one-piece all-steel frame. Extra-long gibs and 2 suspension points—unusual features in a press of this type and size, make for accurate alignment on large or progressive dies.

This press has an 8" stroke—operates at 40 strokes per minute. Adjustment of slide—4", by hand. Shut height with knee adjustment down, slide adjustment up—20"; adjustment of knee—10". Shut height with knee removed—39".

DANLY
MACHINE SPECIALTIES
INC.

●
2100 SOUTH 52nd AVENUE
CHICAGO 50, ILLINOIS

amount of transformation in the specimens between the measurements at tempering temperature and after quenching to room temperature, the process was repeated on other specimens which were then measured at tempering temperature and subsequently quenched in other media held at various known temperatures in order to learn at what temperature the transformation took place in cooling from the tempering temperature.

Solid lines marked "at temperature" on Figs. 9, 10, and 11 indicate the amount of transformation which has taken place during the heating cycle and at temperature while the horizontal dotted lines drawn from the curve back to the vertical line marked room temperature indicates the percentage of transformation after cooling rapidly to room temperature. For example, in type A steel (see Fig. 9) the transformation starts at about 500° F and continues rather rapidly as temperature is increased. Up to a tempering temperature of 1000° F there is no transformation in the cooling cycle. After the temperature of 1000° F is passed, a further transformation is effected in the cycle (note the dotted line drawn horizontally from 1050° F). In the heating cycle up to 1050° F, the percentage of austenite decreased from about 32 per cent to approximately 16 per cent then further

decreased to about 12 per cent as the specimens cooled from 500° F to 400° F. No transformation was noted as the specimens were cooled from 400° F to room temperature. Figs. 10 and 11 are now self-explanatory for they show results of data compiled in the same manner. Both B and C types start to transform at a somewhat lower temperature. It may be noted that type C shows a transformation during cooling from 1000° F instead of 1050° F, but below 1000° F measurements of existing austenite were found to be exactly the same at the tempering temperature and after quenching to room temperature.

Since these data seem to prove thoroughly that the major portion of the transformation takes place during the heating to the tempering temperature, it seems logical to view this part of the heat treating cycle in a somewhat different light. In the past, many have cooled parts made from high speed steel by slowly furnace cooling them from the tempering temperature. While this practice would probably be helpful in the prevention of cracks due partially to the small amount of transformation taking place in the cooling and partially to lessening the shock of thermal contraction, it seems much more logical that the heating should be the part of the operation to guard most carefully.

The data which has been compiled and discussed in this article points out quite clearly the dangers involved in loading parts made of high speed steel into a hot furnace or even heating at a rapid rate. For any parts made of high speed steels and particularly those made of such a steel as type C it is recommended that they be loaded at room temperature or at least under 300° F, brought up to temperature with furnace.

In case of tools having radical variations in section thickness it is a good practice to raise the temperature in steps; for example, first setting the temperature controller at about 500° F, then after the charge has assumed the temperature of the furnace increasing the temperature to 750° F, and finally to 1050° F—or to whatever maximum temperature is used. Although the rate of cooling from the tempering temperature seems to be far less critical than that of heating it is not recommended that they be cooled in any medium which removes heat faster than still air. After this carefully done tempering operation has been completed the parts should be tempered a second time to relieve stresses and effect some further transformation. The practice of using a third temper, if time and furnace capacity permit, might be a good one although actual value has been questionable.

**A Complete
Warehouse
Service for...**

SHEETS • PLATES
STRIP • STAINLESS STEEL
TIN PLATE • BARS • SHAPES
WIRE PRODUCTS • ALLOYS

**Adequate
Stocks!**

**Prompt
Shipment!**

Tri-Boro Steel Supply Co., Inc.

133 LINCOLN AVE., NEW YORK CITY • MOTT HAVEN 9-3469

An Affiliate of

CHARLES A. KOONS & CO.

WORLD-WIDE EXPORTERS

620 FIFTH AVENUE, NEW YORK CITY



Glass Fibers

(Continued from Page 99)

used for the insulation of floors and the construction of self-supporting—but not load-bearing—partitions. A 6-lb density, asphalt-enclosed board is made for use only on ceilings, and on walls where the structure carries the whole load.


These boards, which can be molded into cylindrical form, provide a convenient and efficient material for insulating steam and other pipes in all standard sizes up to 30 in. inclusive for temperatures up to 600° F. A blanket-type insulation with a metal-mesh facing is employed for insulating pipes up to 1000° F in sizes from 3 in. up. A high-temperature block is available for insulating boilers, breechings, heated tanks, casings, ducts and other heated process equipment operating at temperatures up to 1800° F.

Fabrics: Incombustibility and dimensional stability are largely responsible for the numerous current uses of glass fiber textiles. Tensile strength of standard glass textile fibers is in the order of 250,000 psi. Average fiber diameters range from 22 to 38 one-hundred-thousandths in. Realizable strength, after the fibers have been fabricated into yarns and fabrics, is somewhat less than the strength of the individual fibers, and is influenced by the construction of the yarn and weave of the fabric. The breaking strength, however, is considerably higher than that of other textile materials of comparable thickness and construction.

The incombustibility and dimensional stability of the glass fibers are retained in the yarns and fabrics. Like the fibers, the yarns show an elongation up to 3 per cent at maximum tension. Fabrics have little or no stretch, except that due to the weave. Moisture changes do not cause stretch or shrinkage. Both yarns and fabrics have good electrical insulating characteristics. Like the fibers, the fabrics are unaffected by weak alkalis, and by acids, except hydrofluoric and phosphoric acids.

Fabrics of Fiberglas coated with synthetic rubbers and resins developed for war uses have high tear strength, withstand repeated flexing, are resistant to destruction by fungi, and have high dimensional stability. Other properties vary with the coating employed, but coated glass fabrics are being produced which are flameproof and have high resistance to moisture penetration and to the effects of contact with gasoline, oil, chemicals and greases.

Present uses include aircraft battery covers, oil pressure switch diaphragms, aircraft tape for expansion joints of hot air ducts, protective clothing for workers in chemical plants and protective carrying cases for precision instruments. Per-



Meet the Governor - OF PRODUCTION

Manpower and machinery perform the actual work of production—at a speed governed by the flow of materials. The most competent manpower and the most efficient machinery can't do the job alone. Towmotor Fork Lift Trucks can provide the third 'M'—materials—in a controlled flow that keeps manpower and machinery operating at capacity.

Better learn now how Towmotor Fork Lift Trucks and Accessories can help increase your rate of production. We've prepared a Pocket Catalog that points the way.

Send for Special Bulletins Describing the Towmotor
REVOLVING CARRIAGE • SIDE SHIFTER • UNLOADER
UPENDER • SCOOP • CRANE ARM • RAM • EXTENSION
FORKS • EXTENSION BACKREST • OVERHEAD GUARD

TOWMOTOR CORPORATION
DIVISION 16, 1226 EAST 152ND STREET, CLEVELAND 10, OHIO



TOWMOTOR
THE ONE-MAN-GANG

**FORK LIFT TRUCKS
and TRACTORS**

RECEIVING • PROCESSING • STORAGE • DISTRIBUTION

formance of the material in this last application has created a potential demand for it in other similar applications where leather or organic fabric construction has been used. One such application is durable, light-weight luggage.

Glass fiber tapes, braids, cloths and sleeveings, impregnated with a suitable varnish were being widely employed as electrical insulation in motors, generators, transformers and other electrical units before the war. The same characteristics that caused this kind of electrical insulation to be so widely used in war applications—a small space factor and resistance to high temperatures and moisture penetration—are proving a major aid to design engineers in their continuing efforts to give electrical equipment greater stamina and to reduce the size and weight of units required to do a given job. For special uses, glass fiber insulated motors have been made that weigh only a pound per horsepower.

Glass-Reinforced Plastics: In fabricating glass fiber-reinforced plastics, layers of Fiberglas cloth are impregnated with a low-pressure, thermo-setting resin and are placed, one on top of another, until a laminate of the desired thickness is built up over or in a mold; or the laminate may be built up and then draped over, or shaped in, a mold. The mold, and the laminate formed to the desired shape, are placed in an oven where the laminate is cured.

Because the low, or contact, pressure resins polymerize without giving off volatiles, it is possible to cure them in any desired shape merely by holding them in contact with the mold. This makes possible the fabrication of very large parts—the whole top of a railway car or the hull of a boat, for instance—without the expense and physical limitations imposed by the use of high-pressure presses.

It also means the elimination of expensive dies and jigs for since high stresses are not applied to the molds they can be of inexpensive construction. All this adds up to the fact low-pressure, glass-reinforced plastics can simplify and lower the cost of fabricating many parts, particularly large parts and those involving compound curves. They permit a frequency of design change that is uneconomical where there is a heavy investment in costly dies.

In general, their field appears to be the range and variety of parts that are produced in the hundreds or thousands rather than in the millions, and in the production of which, because of their relatively small volume, the cost of expensive metal dies is a prohibitive or burdensome factor.

Glass-plastic laminates can be given a highly polished finish in any desired

color by spray-painting them with cellulose-acetate or cellulose-nitrate based finishes. Also, a polished, color finish can be applied by impregnating the glass mat with a resin to which the color has been added, and bonding the mat to the laminate in the mold.

In machining glass-plastic combinations, ordinary machine shop equipment is used, but at higher speeds than in the machining of metals. The mechanic who could make a part if it were metal can, with a little experience, do an equally workman-like job on glass-plastic laminates. For longer tool life, carbide or carbide tipped tools should be used.

These glass plastic combinations possess extremely high strength in proportion to their weight. Test specimens have shown tensile strengths of from 50,000 to 80,000 psi, compression strengths of over 50,000 psi, and impact strengths of over 30 ft lb, as compared with 2 ft lb for ordinary plastics. Comparative properties of glass-plastic laminates, steel, and aluminum are given in Figs. 4 and 9.

Aircraft parts have provided the most spectacular applications of glass-plastic combinations, but they are also widely used for the fabrication of tools, dies and jigs, and for panel boards on which electrical control instruments are mounted. Designers and engineers are experimenting with the material for such products as boats and canoes, passenger car and truck body parts, furniture, kitchen and bathroom assemblies, refrigerator and radio cabinets, and dozens of additional articles where attainment of light weight combined with high strength and ease of fabrication is the goal.

Air Filters and Tower Packing: One of the first commercial uses of glass fibers was for air filtration, in which pads of relatively coarse fibers, treated with an adhesive, were employed to strain dust and pollen from the air circulated by forced-warm-air heating systems, and air conditioning systems. Today glass fiber air filters are becoming a standard requirement for these systems in homes, factories, stores, theaters and other buildings. They are also widely employed in industrial plants to collect abrasive dusts created by manufacturing processes.

A recent development is the use of these coarse fibers as packing for distillation columns, acid coalescers, catalyst towers, and scrubbing or washer towers. The fibers are used for this purpose by the petroleum, chemical, distilling, steel and other industries. The great surface area and large free volume of the material increase operating efficiency and speed production.

Fibrous Glass Mats: The thin, felted

Fiberglass mats which, by holding the power-producing material in place, gave longer life to storage batteries in military automotive equipment during the war, were used for the same purpose in passenger cars, buses and trucks before the war, and are again being widely used in storage batteries for peacetime automotive equipment. In addition, new uses for the mat have been developed.

In roll form, it is being employed as a material for wrapping underground oil, gas and other pipe lines to protect them against corrosion and electrolytic action. It can be wrapped around bitumen or coal tar-coated pipe, thus forming a continuous water-tight bond. The material has negligible moisture pick-up and its tensile strength is preserved through a wide range of temperatures and exposure to organic solvents and soil acids.

These mats are being employed as the base for a new plastic laminated material. Possessing a low and stable loss factor over a wide frequency range, the laminate greatly extends the field for plastic coil forms, condenser spacers, stand-off insulators, etc., in radio, radar, television and other high-frequency electronic devices. In building up the laminate, glass fiber mats are impregnated with a thermo-setting aniline-formaldehyde resin, and are cured under high pressure. In addition to its low loss factor, the laminate possesses high strength, high temperature resistance, dimensional stability and resistance to fungus attack. Good machinability is another important property of the laminate.

Fibrous glass mat is also being employed as a base material for gaskets and sheet packing. The mat acts as a carrying medium for synthetic resins suitable for applications requiring resistance to heat, oil and acids. Glass-base gaskets now being manufactured show high pressure resistance, good chemical durability and little flow under flange pressure.


—O—

LISTS ELECTRODE INCORRECTLY

In the January 6, 1947 advertisement of The Champion Rivet Co., Gray Devil No. 2 electrode was listed as a 6013 rod. This was an error as the rod is, in reality, 6012. The Graydac is the Champion 6013 rod.

—O—

Publication of a new 168-page manual, No. 15, by Bantam Bearings Division, Torrington Co., South Bend, Ind., completes a series of three volumes published to provide full bearing engineering data and to furnish an authoritative guide in the proper selection of suitable anti-friction bearings for all types of installations.



The time-saving, space-saving, compact design of this new Horizontal Core Oven is characteristic of Young Brothers' Engineering. Into it went the skill and confidence of many years of experience . . . also a thorough knowledge of the job to be done and the production problems involved.

This new core oven can be installed in practically any building without making any major structural changes.


The coremakers are located right next to the oven so that they can load the cores directly on the moving racks thus eliminating the necessity of transporting them on hand trucks or a conveyor from the core room. The location of the coremakers, at the oven, also saves core room space.

The size of the loading racks can be varied and the shelves can be adjusted to accommodate cores of many sizes and shapes.

Besides allowing for the removal of exhaust gases at the point of greatest concentration, the new oven design provides an effective cooling zone for the cores and assures comfortable working conditions for the coremakers.

This New Horizontal Core Oven is Young Brothers' answer to the demand for better core baking equipment. It is YOUR answer to the need for lower production costs and higher operating efficiency.

New HORIZONTAL CORE OVEN offers many cost saving advantages!



MEMBER

YOUNG BROTHERS COMPANY

6503 MACK AVENUE

DETROIT 7, MICHIGAN



ESTABLISHED
IN 1896

For HEAVIER FEEDS at HIGHER SPEEDS



*Always
specify*

CLE-FORGE HIGH SPEED DRILLS
TRADE MARK REG. U.S. PAT. OFF.

Drilling a single hole in a forged brake lever, as shown in the photo, is not a difficult operation. Yet even in this case, *cost per hole* has been the determining factor in selecting the proper drill for the job. ♦ On this basis you will find that CLE-FORGE High Speed Drills give you maximum results at minimum cost. Because these drills consistently take heavier feeds at higher speeds, they produce holes at lower cost.



Telephone your

I S D
INDUSTRIAL SUPPLY DISTRIBUTOR

The **CLEVELAND** TWIST DRILL COMPANY
1242 EAST 49TH STREET
CLEVELAND 14


TRADE MARK REG. U. S. PAT. OFF. AND FOREIGN COUNTRIES
20 THOMAS ST., NEW YORK 7 • 9 NORTH JEFFERSON ST., CHICAGO 4 • 400 HOWARD ST., SAN FRANCISCO 5
830 EAST GRAND BLVD., DETROIT 2 • 1902 NORTH FIELD ST., DALLAS 1
E. F. BARRIS, LTD., LONDON W. 3, ENGLAND



New Products and Equipment

1. Rotary Vane Pump

Romec Pump Co., 107 Abbe road, Elyria, O., announces a new small light weight model RD-7750 pump featuring a rotary vane-type mechanism, designed for handling. It is a self-priming positive displacement pump, particularly designed for handling liquids such as fuels and lubricating oils up to SAE 60. A self-priming, positive displacement pump, it also handles glycerine, glycols, or any



other noncorrosive fluids of a similar viscosity.

Materials used in the construction of the pump may be varied to permit handling of water, alcohol and various other light liquids. Its maximum pressure is approximately 60 psi for SAE 10 oil; 80 psi for SAE 40 oil. Maximum output is approximately 70 gph for the former and 60 gph for the latter. The pump also is offered with built-in by-pass and relief valves, or with various drive couplings and mounting flanges for engines and electric motors.


2. Openside Planer

Broad range of speeds up to a maximum of 300 fpm enables an operator to drive cemented carbide tools at their most efficient speeds on the new openside planer cub introduced by G. A. Gray Co., Cincinnati. With alternative combinations of main drive motor and planer gear ratio, it develops high table pull, permitting the planing of tough alloy steels at the low speeds required for maximum tool life.

Great precision, highest speeds, and heaviest table loads are permissible, since scoring, curling, and distortion of the table due to heating, are practically eliminated by the inclusion of the non-metallic table way as standard equipment. Loop lubrication also insures uniform lubrication at all table speeds irrespective of length of stroke, or position of table on bed.

Built in 24, 30 and 36 in. sizes, planer may be completely controlled from the


Additional information on the new products and equipment described on this and succeeding pages may be obtained, without obligation, by checking appropriate numbers on the cards following page 134



operator's normal working position, controlling forward or reverse movement of the table, either by jogging or automatic cycle. By means of a push button, an operator may temporarily reduce the table cut speed to guard the edge of a cutting tool when it passes through an unusually hard or sandy spot in the work.

3. Stationary Tachometer

So free running that it may be driven with a thread, the new stationary tachometer manufactured by O. Zernickow Co., 15 Park Row, New York 7, is accurate to within one-half of 1 per cent in either direction of rotation. It may be




adapted to high or low speeds, such as inches or feet per minute.

Tachometer has a high ratio of 40 to 1. Ball bearing pendulum pivots, swivel link and driving spindle are included in its construction. An inertia damping mechanism also is built into the instrument. It may be driven by belt, gears,

flexible shaft or direction connection by means of spring coupling. Various mountings and dial faces are available for the instrument which has a 6 in. dial.

4. Hydraulic Pump

Axial piston, constant displacement type 3500 series hydraulic pumps which are rated at 3500 psi for continuous duty operation are being manufactured by Denison Engineering Co., Columbus 16, O. Combining high pressure and volume



with power and speed of operation, pumps maintain volumetric efficiencies of not less than 95 per cent. Delivery volumes of 6, 17 and 32 gpm are possible at 1200-rpm.

Quiet at all operating pressures, the pumps eliminate the source of noise—vibration—which also causes wear on moving parts. Assembly consists of end cap, outer bearing race, cam plate, piston and barrel assembly, roller bearing, housing, shaft, port plate, port block and oil seal retainer. Pump and electric motor are connected by flexible couplings. Pres-

tures are adjustable by means of a relief valve. Mounting may be of foot, flange or face type.

5. Mobile Vertical Capstan

The A14V Shop Mule tractor, made by W. F. Hebard & Co., 336 West 37th street, Chicago 9, has a 2000 lb line pull vertical capstan winch and special




trailer hitch. It may be used to move heavy machinery or for railroad chores.

Weighing approximately 3000 lb, it is 42 in. wide, 80 in. long (less coupler or trailer hitch), and is 59 in. high overall.

Power is furnished by an International 4-cylinder U4 engine—30.5 brake horsepower at 1650 rpm with power take-off for vertical capstan. Maximum drawbar effort of tractor is 2400 lb. It may be mounted with cab, snow plow, or rotary sweeper broom.

6. Expanded Metal Pallet

An expanded metal loading pallet which combines light weight with tough serviceability is announced by Phillips Mine & Mill Supply Co., 172 Jane street, Pittsburgh. The expanded metal process




provides a lightweight pallet with sufficient deck friction to effectively hold loads. It is constructed of 13-gage material with 1/2-in. openings, and will accommodate approximately a 3000 lb load, regardless of size.

7. Gas Analyzer

A means of separating, identifying, measuring and collecting the components of light hydrocarbon gas mixtures, and recording the analytical data is provided by the Turner-Burrell adsorption fractionator made by Burrell Technical Supply Co., 1936-42 Fifth avenue, Pittsburgh 19. Fractions are identified by thermal conductivity and volumes are

measured by a positive and accurate metering device. Analysis is graphically presented in curve form.

Operating technique is simple; unskilled personnel may be readily trained to follow standardized procedures. Equipment automatically follows a pre-selected program, permitting operator to be absent during major portion of the



analysis. Apparatus is a self-contained unit 78 in. high, 42 in. wide and 21 in. deep, weighing 500 lb. Maximum power requirement is 1400 watts. Connections other than electrical are not necessary.

8. Fume Collector

Ruemelin Mfg. Co., 3860 North Palmer street, Milwaukee, now offers a welding fume collector that draws smoke and heat away from its source by the use of high velocity exhaust hoods, with the fans exhausting outdoors. Using a small

FOR MORE INFORMATION

on products and equipment described in this section, fill in a card following page 134.


volume of air and consuming but a small amount of power for the fan, this system has a wide working range.

Standard collector operates on a 9 ft radius and to within 2 ft 3 in. of the wall. It has a vertical range of 6 ft from the floor. For additional flexibility the hood is provided with a ball and socket joint so that many operations can be reached without moving the hose. A 3 in. vertical flange of a nonmetallic composition around the mouth of the hood pre-

vents short circuiting by electrodes. A cast iron swiveling body is mounted to wall or post, supporting the flexible hose, hood and counter-balancing assembly.

9. Air Chuck

Greater feeds and speeds are possible, setup time is lowered and rejects are reduced with the air-operated chucks which grip along the entire length of the collet made by Erickson Tool Division




of Erickson Steel Co., 2309 Hamilton avenue, Cleveland 14. Model No. 501-AT has a range of 1/4 to 1 1/8-in. in various steps while No. 601-AT has a range of 11/16 to 2 1/8-in.

Chucks have a collapsibility range of 1/32-in. Suitable for holding glass, ceramic tubing, ferrous and nonferrous metals for second operations, its use results in reductions in tool and parts breakage on drilling, buffing, polishing, honing and other operations.

10. Tool Holder

Holes with 15/16-in. center to center can be tapped with a new Neoprene-mounted, Tool-Flex tool holder built by Burg Tool Mfg. Co., 5028 West Jefferson Blvd., Los Angeles 16. It has threaded shanks for use on multiple-spindle tapping operations. Only four parts make up



the holder: Shank, collet, oil-resistant mounting and locking ring.

Neoprene mounting minimizes tap breakage and compensates for misalignment. Bell-mouthing, and over-sized holes are eliminated by the full-floating mounting.

11. Hydraulic Elevator

Hydraulic elevators recently announced by Montgomery Elevator Co., Moline, Ill., are for either freight or passenger service. Their travel is limited to 36 ft.

Self-adjusting V packing is used at the cylinder head of each elevator. It conforms to the contour of the plunger,


reducing friction and keeping the pit dry without using a drip pan. Cylinder is protected against corrosion through the use of a mastic coating. Casing of the well hole is eliminated except in severe conditions.

12. Air Vise

Operated by a leather cup piston assembly, an air vise manufactured by Production Devices Inc., Whitehall, N. Y., features a movable jaw adjustable to ¼-in. motion anywhere in the maximum 2-in. jaw opening. By removing the stroke limit screw, the full 2 in. stroke may be obtained. Gripping force of the vise on work is five times air pressure. Its jaw width is 3 in. The vise referred to as the Airlox, is also supplied with a 5-ft hose and a latching foot valve.

13. Adjustable Drill Head

Commander Mfg. Co., 4225 West Kinzie Street, Chicago 24, announces a new 8-spindle MultiDrill, which increases the productive drilling capacity of single



spindle drill presses eight times. Quickly and easily attached to any drill press, it will drill eight holes at one stroke in any hold pattern on or within a 9 in. circle. Minimum center distance is ½-in.

Fast positioning of the spindles to any hold pattern is accomplished by loosening one nut on each of the eight locating arms, positioning the spindle, and tightening the nut.

14. Brass Collets

Precision brass draw-in collets are announced by South Bend Lathe Works, 390 East Madison street, South Bend 22, Ind. According to the maker, when worn, these can be rebored to a larger diameter. They also may be machined for holding tapers or irregular shapes.

Collets are made in standard fractional sizes, 1/16-in. capacity up to the maximum capacity of the collet in increments of 1/64-in. They are also available with decimal hole sizes for any diameter between 0.0625-in. and the maximum capacity of the collet. Collets with metric

hole sizes are supplied in increments of 1/2-mm, any size between 1.5 mm and the maximum metric collet capacity.

15. DC Power Supply

Superior Electric Co., 140 Church street, Bristol, Conn., offers a line of direct current power suppliers designed for continuous duty. The 0 to 3000 v unit shown is easily adjusted providing




a maximum direct output of 0.5 amp. It operates from a 115 v, single phase, 50/CO cycle source.

Full wave bridge rectifier consisting of four type 866/866A tubes is incorporated in the unit along with time delay relay. The latter allows filaments to be heated adequately before high voltage is applied. Line fuses are included for protection against overload conditions.

Power supply is designed to mount in a standard 19-in. relay rack panel. Three controls and two indicator lamps are mounted on its panel.

16. Skid Platform Box

A collapsible metal box for use with skid platforms is announced by Market Forge Co., Everett, Mass. Panels for the sectional boxes are 12 in. high and



are provided with steel loops that engage with the pipe-stakes in the skid platform. Panels may be built up to any height.

Because of design and construction and


interlocking character of the panels, each serves to reinforce the adjacent panel. Skids may be equipped with sides, or ends only or any portion of either may be left out for ease in handling load. Wooden or metal shelves may be inserted between the panels. Boxes can be tiered one on top of the other.

17. Stainless Electrodes

Line of stainless steel electrodes in a full range of grades and diameters is announced by Air Reduction Sales Co., 60 East 42nd street, New York 17. For direct current application, all rods in the line are furnished with lime type coatings. For both alternating or direct-current use, they are furnished with lime-titania coatings—except those of straight chromium analyses. Features of the lime-titania types are easy slag removal, elimination of arc blow when used with alternating current, more uniform arc action and better appearance of the deposit.

18. Axle Marking Tool

A tool for faster marking of end faces of axles and shafts has been designed by M. E. Cunningham Co., 172 Carson street, Pittsburgh 19. It provides for a complete marking set-up at one time. Special individual friction springs are



used to hold stamps in place. These are quickly changed by pushing out one stamp and inserting another. A special adjustable V gage is provided for positioning the marking properly on different sizes.

Each stamp must be struck individually but since all stamps are in position for use, the total time involved for the complete marking is reduced 25 to 50 per cent. Also a clear, even, and perfectly positioned marking is assured on every axle, making the proper reading of the mark much easier and more positive.

19. Hydraulic Cylinders


Hydraulic cylinders with seven standard mountings that cover most needs in initial equipment are announced by National Hydraulic Co. Inc., 4505 Oakwood boulevard, Melvindale, Mich. They are furnished in bore sizes of 1 to 12 in., with strokes of any length and operating pressures up to 1500 psi with a 5-1 factor of safety.

Other features include cast Meehanite heads, long bronze side-thrust bearings,

special alloy steel rods, alloy steel seamless tubing bored and honed to a mirror finish. Special cylinders are designed for special tooling, including forged cylinders for high commercial pressures.

20. Pallet Lift Truck

New design, construction and operational features are offered by Lyon-Raymond Corp., 3251 Madison street, Greene, N. Y., in their new 2000 lb capacity hand pallet truck. Working parts are totally enclosed for protection. Frame consists of high strength alloy sheet



steel formed into box sections. Two men can load the truck from ground level into a highway truck.

Hydraulic foot pump is used to elevate the truck's load. Length of stroke is optional, depending on the stature of the operator. Load is lowered by pushing the foot pedal forward. A relief valve on the pump prevents overloading and possible damage.

21. Dirt Mover, Scraper

New small model D Tournapull for high-speed dirt moving, developed by R. G. Le Tourneau Inc., Peoria, Ill., is self-loading, has four speeds forward, four reverse and travels up to 23 mph. One of its features is a new electric control that eliminates the need of a power control unit for scraper operation. Operator steers,




shifts and handles all scraper controls by buttons on the electric control panel. Prime mover is powered by an 85 hp gasoline motor. Its differential keeps both wheels pulling at all times, its design being of the type that on slippery going the most power is supplied to the wheel on firmest footing. Neither wheel spins independently of the other.

Ability to turn on a 25-ft fill and to turn in its own length from a full stop makes this small, fast rig extremely maneuverable. Overall dimensions are: Length 22 ft 5 in.; height 7 ft 4 in.; wheelbase 13 ft 2 in.; width of cutting edge 6 ft and weight empty 7½ tons.

22. Gaging Machine

An Airlectric automatic gaging machine that checks the average outside diameters of pistons and segregates them into eight classes is reported by Sheffield Corp., Dayton, O. It checks and classifies shock absorber pistons at the rate of \$600 per hour.

After the pistons are ground, they proceed on a conveyor belt to the operator of the gaging machine who places them in a chute. The parts then proceed



under an Electrichek gaging head that automatically rejects any excessively oversize parts. The remainder of the parts are removed from the gaging station and inserted in a tungsten carbide air ring which is connected to a series of Airlectric gaging heads that determine the size of the part and lights one of the individual signal lights located directly behind the chute. Each light has a prearranged color band around the diffusing lens to indicate the size of the part. The lights come on only if the part is within the minimum and maximum tolerance limits. This permits the operator of the machine to determine the size of the pistons, and to inform the operator of the grinder to what range he is grinding parts.

23. Cut-Off Wheel

Designed on the same principle as the rip saw used in woodworking, the new Ripper abrasive cut-off wheel announced by American Emery Wheel Works, Richmond Square, Providence 1, R. I., has a "set" which allows it to cut cooler and faster and last longer. The sides of the

wheel are made with radial depressions 0.006 to 0.008-in. deep, extending from the flange area to the edge of the wheel. Minimum thickness of wheel is 1/16 in. in 6 in. and 3/32-in. in 8, 10 and 12 in. sizes. It is manufactured in sizes 6 to 12 in. diameter in various grits and grades to cut all materials from steel to stone.

24. WELDING TORCH ACCESSORY

Affording double duty for oxyacetylene welding torches, the Cesco Puddler, developed by Cesco Products Inc., 30 North LaSalle street, Chicago 2, fits over the end of any standard torch tip. Used with acetylene alone, it provides a flame suitable for body soldering, tinning, silver soldering and heating jobs. Development includes two tips, one for light duty soldering and one for body soldering.

25. PLATING TANK GRIDS

Rubber linings of plating and pickling tanks are protected against damage by heavy or sharp parts by seamless rubber-covered mesh grids manufactured by Automotive Rubber Co. Inc., 8615 Epworth boulevard, Detroit 4. Grids are constructed of expanded metal reinforced with angle iron and supported on channel iron. Lifting eyes are provided for removing grids.

26. DUST MASK

Facial and respiratory protection against dusts without obstructing vision is possible with the Fulface dust mask produced by Mine Safety Appliances Co., Pittsburgh 8. Features are light weight, flexibility, gas-tight seal and replaceable filters in aluminum containers. Rubber air deflectors direct incoming air over inside surface of lens, preventing fogging.

27. CALCULATOR

Simple calculator, called the Dilut-O-Graph, makes it possible to compute quantities in a matter of seconds when mixing or diluting oils. Given the recommended mixing proportions and the capacity of the tank, the calculator shows how much base oil to use. Circular in shape and measuring 4½-in. in diameter, it is offered gratis from D. A. Stuart Oil Co., Chicago.

FOR MORE INFORMATION
on the new products and equipment
in this section, fill in this card.
It will receive prompt attention.

Helpful Literature

50. Wiring Devices

Aircraft-Marine Products Inc.—Illustrated selection data book on line of solderless wiring devices displays various types of solderless terminals, explains their features and suggests applications. Actual samples of different terminals and graphic terminal selector chart are included.

51. Milling Machines

Van Norman Co.—6-page illustrated bulletin No. A115 presents information on Nos. 22L and 22M ram type milling machines. Construction, operating features, and specifications are given for both plain and universal models.

52. Electrodes & Equipment

General Electric Co.—8-page illustrated bulletin No. GEA-4298 lists operating costs, advantages, features and application information on line of electric arc welding electrodes and allied equipment for use by railroads. Electrodes for operation in any position and for flat and horizontal welding of low alloy high tensile steels and for cast iron repair are described.

53. Safety Tools

Ampco Metal, Inc.—4-page illustrated folder "Fire Insurance In Tools" describes line of safety tools for use in dangerous atmospheres. Wrenches, pliers, machinist's hammers and other tools from 460 standard types available are covered. Tools are made of high nickel alloy and will not spark in operation.

54. Temperature Control

Wheelco Instruments Co.—20-page illustrated educational bulletin No. 5 describes automatic temperature control systems. Charts, tables and diagrams illustrate measurement and selection of systems for process control.

55. Hydraulic Nozzles

Worthington Pump & Machinery Corp.—8-page illustrated bulletin No. WP-1099-B43 discusses industrial applications of high pressure hydraulic nozzles. Schematic layouts for descaling, forging descaling and decoking systems are shown.

56. Hand & Platform Trucks

Fairbanks Co.—6-page illustrated folder No. M-1 describes line of hand and platform trucks, dollies and casters for industrial uses.

57. Hydraulic Power Unit

Vickers Inc.—4-page illustrated bulletin No. 46-48 describes uses, features, advantages and operation of hydraulic power pack which includes pump, relief valve, operating valve, oil tank and oil filter in single unit.

58. Portable Substations

Westinghouse Electric Corp.—8-page illustrated bulletin No. B-2281-A describes industrial, trailer mounted portable substations in all voltage ratings up to 69 kilovolts and in capacities up to 4500 kilovolt-amperes. Features, applications and other data are included.

59. Machine Tools

Walker-Turner Co.—38-page catalog No. G-3-3 and supplementary bulletins describe line of machine tools including band and tilting arbor saws, belt and disk surfacers, cut-off machines, drill presses, grinders, jointers, lathes, motors, transmission equipment and accessories. Features and specifications are given.

60. Sand Blast Hose

B. F. Goodrich Co.—Illustrated catalog leaflet No. 4440 presents data on sand blast hose designed for conducting sand and other abrasive materials at high velocities for cleaning, cutting or finishing castings, stone, glass and metal surfaces.

61. Copper Tubing

American Brass Co.—64-page illustrated bulletin No. C-24 is entitled "Anaconda Copper Tubes & Fittings for Industrial Applications". Advantages, specifications, applications in various industries, available fittings, fluid flow formulas and engineering data are included. Various types of tubings for given services are described.

62. Water Conditioning

Allis-Chalmers Mfg. Co.—12-page illustrated bulletin No. 28X6385 is entitled "Allis-Chalmers Water Conditioning Chemicals and Equipment". Importance of feedwater control, care of testing equipment, test procedures and handy reference tables are included.

FOR MORE INFORMATION USE ONE OF THESE CARDS...

3-10

STEEL—Penton Building, Cleveland 13, Ohio

Please send Literature Price information Nearest source of supply on the items circled at the left.

1	16	31	46	61
2	17	32	47	62
3	18	33	48	63
4	19	34	49	64
5	20	35	50	65
6	21	36	51	66
7	22	37	52	67
8	23	38	53	68
9	24	39	54	69
10	25	40	55	70
11	26	41	56	71
12	27	42	57	72
13	28	43	58	73
14	29	44	59	74
15	30	45	60	75

TITLE

COMPANY

PRODUCTS
MANUFACTURED

ADDRESS

CITY and ZONE

STATE

This card MUST be completely filled in. Please TYPE or PRINT

BUSINESS REPLY CARD

No Postage Stamp Necessary if Mailed in the United States

4c POSTAGE WILL BE PAID BY—

STEEL
Penton Building
CLEVELAND 13, OHIO

Readers' Service Dept.

FIRST CLASS
PERMIT No. 88
(Sec. 510 P.L.&H.)
Cleveland, Ohio

STEEL—Penton Building, Cleveland 13, Ohio

3-10

1	16	31	46	61
2	17	32	47	62
3	18	33	48	63
4	19	34	49	64
5	20	35	50	65
6	21	36	51	66
7	22	37	52	67
8	23	38	53	68
9	24	39	54	69
10	25	40	55	70
11	26	41	56	71
12	27	42	57	72
13	28	43	58	73
14	29	44	59	74
15	30	45	60	75

Please send Literature Price information Nearest source of supply on the items circled at the left.

NAME

TITLE

COMPANY

PRODUCTS
MANUFACTURED

ADDRESS

CITY and ZONE

STATE

This card MUST be completely filled in. Please TYPE or PRINT

HELPFUL LITERATURE

63. Hand Lift Truck

Yale & Towne Mfg. Co. — 4-page illustrated bulletin No. P209 presents information about Zephyr hand lift truck for industrial loads up to 1000 pounds. Features and specifications are given.

64. Printmaking Machine

Ozalid Div., General Aniline & Film Corp. — 24-page illustrated booklet "The Ozalid Streamliner" shows details of moderately priced printmaking machine which quickly produces positive reproductions of drawn, typed, printed and photographic work in different colors and on different materials.

65. Drill Presses

Electro-Mechano Co.—6-page illustrated folder describes Speed-Right bench drill presses with 1 and 1½-inch quill strokes. Features include accurate speed selector from 1000 to 10,000 revolutions per minute and drilling sensitivity adjustable with knurled knob. Accessories are described also.

66. Multiple Drill Head

Wisconsin Drill Head Co.—4-page illustrated bulletin describes Wisconsin quick change adjustable drill head in standard models to handle from two to six spindles. Adjustable to any drill pattern, these gear driven units have wide range of application.

67. Power Industrial Trucks

Baker Industrial Truck Div., Baker-Raulang Co.—1-page data sheet is case study on use of Baker fork trucks for handling cotton bales weighing from 450 to 475 pounds in large textile plant.

68. Atmosphere Generators

Bellevue Industrial Furnace Co.—12-page illustrated catalog "Bellevue Atmosphere Generators" describes this equipment and discusses its application to wide range of operations in the heat treating field. Typical applications include bright or clean annealing, brazing and soldering, bright hardening and tempering, sintering and glass coloring.

69. Milling & Boring Machines

Kearney & Trecker Corp. — 45-page illustrated catalog No. E-53 contains specifications, dimensions and information on features of line of milling and boring machines applicable for variety of production needs. Carbide cutter grinder and standard milling machine attachments are shown also.

70. Truck Loading

Clark Tractor Div., Clark Equipment Co.—12-page illustrated bulletin entitled "Clark Trucloder Method" explains possible savings which can be effected through use of small Trucloder gasoline or battery powered industrial lift truck equipped with solid or pneumatic tires. Truck handles 1000-pound loads and can be maneuvered into or out of trucks or other confined areas.

71. Chuck & Collet

Whitman & Barnes Div., United Drill & Tool Corp. — 4-page illustrated circular describes Micro Chuck combination chuck and collet which is adjustable to absolute concentricity. Two sizes are available for diameters from 0.005 to 0.025-inch and from 0.020 to 0.040-inch.

72. Direct Current Brakes

Clark Controller Co. — 4-page illustrated bulletin No. 106 describes series and shunt wound shoe type direct current brakes designed for use on heavy duty applications where it is necessary to stop a direct current motor quickly and smoothly without severe shock to connected mechanisms.

73. Materials Handling

Barrett-Cravens Co.—148-page illustrated pocket-size catalog No. 444 describes complete line of materials handling equipment which includes hand and power industrial lift trucks, skids, stacking frames, elevating tables, portable elevators, portable cranes, storage racks, platform trucks, dollies, etc.

74. Hydraulic Press

Hydraulic Press Mfg. Co.—32-page illustrated bulletin No. 4400 explains and shows details of closed-circuit Fastraverse system of hydraulic press operation. It provides regulation of both speed and direction of every press ram movement through control of output of pressure generating pump. Pump flow is both variable and reversible.

75. Automatic Machine

Bullard Co.—12-page illustrated bulletin No. MAM-D-3 is descriptive of type D Mult-Au-Matic multiple spindle production manufacturing machine which performs such operations as boring, turning, facing, threading, grooving, drilling or any combination of operations performed in sequence simultaneously with loading and unloading of work.

STEEL—Penton Building, Cleveland 13, Ohio

3-10

1	16	31	46	61
2	17	32	47	62
3	18	33	48	63
4	19	34	49	64
5	20	35	50	65
6	21	36	51	66
7	22	37	52	67
8	23	38	53	68
9	24	39	54	69
10	25	40	55	70
11	26	41	56	71
12	27	42	57	72
13	28	43	58	73
14	29	44	59	74
15	30	45	60	75

Please send Literature Price information Nearest source of supply on the items circled at the left.

NAME	TITLE
COMPANY	
PRODUCTS MANUFACTURED	
ADDRESS	
CITY and ZONE	STATE

This card MUST be completely filled in. Please TYPE or PRINT

FIRST CLASS
PERMIT No. 36
(Sec. 510 P.L.&R.)
Cleveland, Ohio

BUSINESS REPLY CARD

No Postage Stamp Necessary if Mailed in the United States

4¢ POSTAGE WILL BE PAID BY—

STEEL
Penton Building
CLEVELAND 13, OHIO

Readers' Service Dept.

FOR MORE INFORMATION
USE ONE OF THESE CARDS...

Readers' Service Dept.

STEEL
Penton Building
CLEVELAND 13, OHIO

BUSINESS REPLY CARD
No Postage Stamp Necessary if Mailed in the United States
4¢ POSTAGE WILL BE PAID BY—

FIRST CLASS
PERMIT No. 36
(Sec. 510 P.L.&R.)
Cleveland, Ohio

Inflationary Forces Pushing Prices Higher on Metallics

Spiral continuing in scrap market. Pig iron quoted several dollars per ton higher with ferroalloys up and nonferrous metals rising. Active second quarter steel demand seen. Easing in pressure expected by midsummer

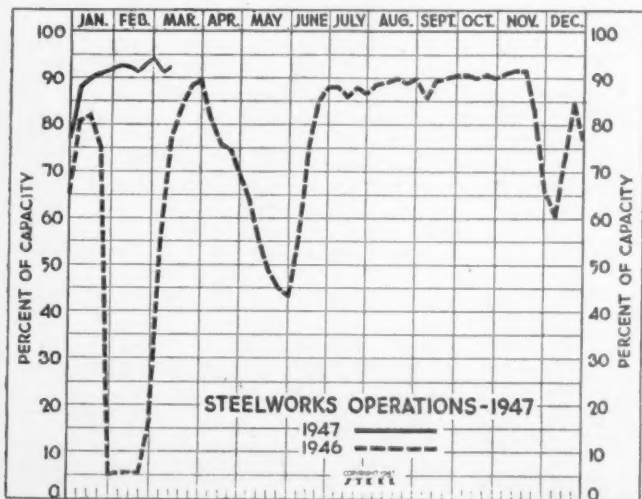
INFLATIONARY forces in the metallics markets are pushing prices to higher levels on a broad front with accompanying uncertainty and confusion in steel and metalworking circles. Meanwhile, adverse weather continues to hamper steel shipments, while industrial gas shortages are seriously curtailing manufacturing operations.

Last week, pig iron went up several dollars a ton, scrap continued to spiral at various centers, upward adjustments were effected on important ferroalloys, and lead, copper and silver hit new postwar highs. All in all, the various metallics markets presented every appearance of boom.

The surge in scrap is unchecked and features the inflationary trend in metallics generally. Scrap, however, is believed reaching a point where a leveling off in prices can be expected, if not a reaction. Many trade leaders think the market has moved too fast to higher levels to hold for long, especially with spring just around the corner with its traditional improved flow of material.

At the same time, consumers and sellers are reported increasingly impressed with the fallacy of current buying policies, notably trade-in transactions and excessive cross-hauling which largely have contributed to the spirited bidding for material and the accompanying price swirl.

Pig iron was advanced \$2.50 to \$4 per ton by important sellers last week in the face of improved production. Highly accelerated demand, far above previous peacetime



March 10, 1947

DISTRICT STEEL RATES

Percentage of Ingot Capacity Engaged in Leading Districts

	Week Ended		Same Week	
	March 8	Change	1946	1945
Pittsburgh	94.5	None	88	90.5
Chicago	93	+ 1	74	100.5
Eastern Pa.	88	None	73	91
Youngstown	90	+ 1	75	92
Wheeling	89	- 4.5	90.5	68.5
Cleveland	91	+ 0.5	88.5	93.5
Buffalo	88.5	- 2	83	90.5
Birmingham	99	None	86	95
New England	90	- 2	87	92
Cincinnati	91	+ 4	81	72
St. Louis	74.5	None	63.1	80
Detroit	87	None	88	86
Estimated national rate	93	+ 0.5	77.5	95

Based on weekly steelmaking capacity of 1,762,381 net tons for 1946; 1,831,636 tons for 1945; 1,791,287 tons for 1944.

experience, the scrap shortage and rising costs explain this move.

Another quarter of active steel demand is in prospect. Again steelmakers generally will have substantial tonnage carryover, though arrearages are not expected to be as heavy as at the beginning of the year. Demand for most products is expected to exceed supply through first half of the year. However, sustained steelmaking operations at the high rate in effect since January is seen easing demand pressure on many products by midsummer. This, of course, hinges upon averting serious labor trouble and production interruptions. The decision of the Supreme Court last week in the coal case is considered heartening in this regard. At any rate, prospects for an easing in the supply-demand situation are believed promising with consumer pressure reported easing at the moment on alloy steels, wire specialties and large carbon rounds.

Details of the enlarged freight car building program remain to be worked out. Steel producers are willing to go along on the 10,000-unit monthly plan but are not disposed to commit themselves definitely on the needed steel until the original 7000-car monthly schedule has been reached.

Steel production fell behind schedule last week because of adverse weather which hampered transportation and curtailed industrial gas supply at some steelmaking centers. However, the estimated national ingot operating rate rose ½ point to 93 per cent on gains of 4 points to 91 per cent at Cincinnati, 1 point to 93 per cent at Chicago, 1 point to 90 per cent at Youngstown, and ½ point to 91 per cent at Cleveland. Declines were recorded at Wheeling, off 4.5 points to 89 per cent, at Buffalo, down 2 points to 88.5 per cent, and 2 points to 88.5 in New England. Operations held unchanged elsewhere.

STEEL's composite price averages rose to \$31.80 from \$29.67 on steelmaking pig iron, and to \$35.58 from \$34.33 on steelmaking scrap. Finished steel composite held unchanged at \$69.73 as did semifinished steel at \$52.10.

COMPOSITE MARKET AVERAGES

	Mar. 8	Mar. 1	Feb. 22	One Month Ago Feb., 1947	Three Months Ago Dec., 1946	One Year Ago Mar., 1946	Five Years Ago Mar., 1942
Finished Steel	\$69.73	\$69.73	\$69.73	\$69.73	\$64.75	\$63.54	\$56.73
Semifinished Steel	52.10	52.10	52.10	52.10	41.10	40.60	36.00
Steelmaking Pig Iron	31.80	29.67	29.56	29.56	29.10	25.13	23.00
Steelmaking Scrap	35.58	34.33	33.85	32.73	27.69	19.17	19.17

Finished Steel Composite:—Average of industry-wide prices on sheets, strips, bars, plates, shapes, wire, nails, tin plate, standard and line pipe. Semifinished Steel Composite:—Average of industry-wide prices on billets, slabs, sheet bars, skelp and wire rods. Steelmaking Pig Iron Composite:—Average of basic pig iron prices at Bethlehem, Birmingham, Buffalo, Chicago, Cleveland, Neville Island, Granite City and Youngstown. Steelworks Scrap Composite:—Average of No. 1 heavy melting steel prices at Pittsburgh, Chicago and eastern Pennsylvania. Finished steel, net tons; others, gross tons.

COMPARISON OF PRICES

Representative Market Figures for Current Week; Average for Last Month, Three Months and One Year Ago

Finished material (except tin plate) and wire rods, cents per lb; coke, dollars per net ton; others, dollars per gross ton.

Finished Material

	March 8, 1947	Feb., 1947	Dec., 1946	Mar., 1946
Steel bars, Pittsburgh	2.60c	2.60c	2.55c	2.50c
Steel bars, Philadelphia	2.98	2.98	2.91	2.82
Steel bars, Chicago	2.60	2.60	2.55	2.50
Shapes, Pittsburgh	2.50	2.50	2.35	2.35
Shapes, Philadelphia	2.64	2.64	2.48	2.465
Shapes, Chicago	2.50	2.50	2.35	2.35
Plates, Pittsburgh	2.65	2.65	2.50	2.50
Plates, Philadelphia	2.85	2.85	2.558	2.55
Plates, Chicago	2.65	2.65	2.50	2.50
Sheets, hot-rolled, Pittsburgh	2.50	2.50	2.48	2.425
Sheets, cold-rolled, Pittsburgh	3.20	3.20	3.19	3.275
Sheets, No. 10 galv., Pittsburgh	3.55	3.55	†3.675	†4.05
Sheets, hot-rolled, Gary	2.50	2.50	2.481	2.425
Sheets, cold-rolled, Gary	3.20	3.20	3.218	3.275
Sheets, No. 10 galv., Gary	3.55	3.55	†3.675	†4.05
Hot-rolled strip, Pittsburgh	2.50	2.50	2.462	2.35
Cold-rolled strip, Pittsburgh	3.20	3.20	3.162	3.05
Bright basic, bess. wire, Pittsburgh	3.425	3.425	3.05	3.06
Wire nails, Pittsburgh	4.125	4.125	3.75	3.25
Tin plate, per base box, Pittsburgh	\$5.75	\$5.75	*\$5.25	*\$5.25

* Nominal. † Base changed in December to 10 gage.

Semifinished Material

	\$50.00	\$50.00	\$38.00	\$38.00
Sheet bars, Pittsburgh, Chicago	\$50.00	\$50.00	\$38.00	\$38.00
Slabs, Pittsburgh, Chicago	42.00	42.00	39.00	39.00
Rerolling billets, Pittsburgh	42.00	42.00	39.00	39.00
Wire rods ¼ to ½-in., Pitts.	2.675c	2.675c	†2.425c	†2.30c

† Base, No. 5 to ½-in.

Pig Iron

	March 8, 1947	Feb., 1947	Dec., 1946	Mar., 1946
Bessemer, del. Pittsburgh	\$34.83	\$31.83	\$31.77	\$27.315
Basic, Valley	30.00	30.00	29.50	25.625
Basic, eastern del. Philadelphia	32.72	32.01	31.93	27.465
No. 2 fdry., del. Pgh. N. & S. sides	34.33	31.33	31.27	26.815
No. 2 fdry., del. Philadelphia	33.22	32.51	32.43	27.965
No. 2 foundry, Chicago	33.00	30.50	30.00	26.125
Southern No. 2 Birmingham	29.88	26.88	26.88	26.565
Southern No. 2, del. Cincinnati	34.75	31.75	30.94	27.965
Malleable, Valley	30.50	30.50	30.00	26.125
Malleable, Chicago	33.50	30.50	30.00	26.125
Charcoal, low phos., fob Lyles, Tenn.	37.50	37.50	37.50	37.340
Gray forge, del. McKees Rocks, Pa.	30.66	30.66	30.61	26.315
Ferromanganese, fob cars, Pittsburgh	140.25	140.25	140.00	140.000

Scrap

	\$35.00	\$33.75	\$28.50	\$20.00
Heavy melting steel, No. 1, Pittsburgh	\$35.00	\$33.75	\$28.50	\$20.00
Heavy melt. steel, No. 2, E. Pa.	39.25	33.25	27.38	18.75
Heavy melting steel, Chicago	32.50	31.25	27.19	18.75
Rails for rolling, Chicago	38.50	38.50	31.00	22.25
No. 1 cast, Chicago	42.50	42.50	36.90	20.00

Coke

	\$8.875	\$8.875	\$8.75	\$7.50
Connellsville, furnace ovens	\$8.875	\$8.875	\$8.75	\$7.50
Connellsville, foundry ovens	10.375	9.875	9.50	8.25
Chicago, by-product fdry., del.	16.10	16.10	15.288	13.75

STEEL, IRON, RAW MATERIAL, FUEL AND METALS PRICES

Finished steel quoted in cents per pound and semifinished in dollars per gross ton, except as otherwise noted. Delivered prices do not include the 3 per cent federal tax on freight.

Semifinished Steel

Carbon Steel Ingots: Rerolling quality, standard analysis, price negotiated, fob mill. Forging quality, \$40, Pittsburgh, Chicago, Gary, Cleveland, Birmingham, Buffalo, Youngstown.

Alloy Steel Ingots: Pittsburgh, Buffalo, Bethlehem, Canton, Massillon, Coatesville, uncrp, \$52.

Rerolling Billets, Blooms, Slabs: Pittsburgh, Chicago, Gary, Cleveland, Buffalo, Sparrows Point, Birmingham, Youngstown, \$42; Portsmouth Steel Corp., \$55-\$60, Portsmouth, O. Detroit, del., \$45; eastern Mich., \$46.

Forging Quality Blooms, Slabs, Billets: Pittsburgh, Chicago, Gary, Cleveland, Buffalo, Birmingham, Youngstown, \$50; Detroit, del., \$53; eastern Mich., \$54.

Alloy Billets, Slabs, Blooms: Pittsburgh, Chicago, Buffalo, Bethlehem, Canton, Massillon, \$61; del. Detroit \$64; eastern Mich., \$65.

Sheet Bars: Pittsburgh, Chicago, Cleveland, Buffalo, Canton, Sparrows Point, Youngstown, \$50; Portsmouth Steel Corp., \$66, Portsmouth, O.

Skelp: Pittsburgh, Sparrows Point, Youngstown, Coatesville, lb 2.35c.

Wire Rods: Pittsburgh, Chicago, Cleveland, Birmingham, ¼ to ½-in., inclusive, \$2.55-\$2.80 per 100 lb. Galveston base, \$2.65. Worcester, add \$0.10. San Francisco (base, del.), \$3.27.

Bars

Hot-Rolled Carbon Bars and Bar-Size Shapes under 3-in.: Pittsburgh, Youngstown, Chicago, Gary, Cleveland, Buffalo, Birmingham, Duluth, base, 20 tons one size, 2.60c; Detroit, del., 2.75c; eastern Mich., 2.80c; New York, del., 3.01c; Phila., del., 2.98c, San Francisco (base, del.), 3.33-3.65c; Los Angeles (base, del.), 3.325-3.56c; Seattle, 3.285c, base.

Rail Steel Bars: Price, 2.60c-2.95c, same basing

points as merchant carbon bars, except base is 10 tons.

Hot-Rolled Alloy Bars: Pittsburgh, Youngstown, Chicago, Canton, Massillon, Buffalo, Bethlehem, base 20 tons one size, 3.05c; Detroit, del., 3.20c; eastern Mich., 3.25c. (Texas Steel Co. uses Chicago base price as maximum fob Fort Worth, Tex., price on sales outside Texas, Oklahoma.)

Cold-Finished Carbon Bars: Pittsburgh, Chicago, Gary, Cleveland, Buffalo, base, 20,000-39,999 lb, 3.20c; Detroit, 3.35c; Toledo, 3.40c.

Cold-Finished Alloy Bars: Pittsburgh, Chicago, Gary, Cleveland, Buffalo, Canton, base, 3.80c; Detroit, del., 3.95c; eastern Mich., 4.00c.

Reinforcing Bars (New Billet): Pittsburgh, Chicago, Gary, Cleveland, Birmingham, Sparrows Point, Buffalo, Youngstown, base, 2.45c; Detroit, del., 2.60c; eastern Mich. and Toledo, 2.65c; San Francisco (base, del.), 3.03c; Los Angeles (base, del.), 3.025c; Seattle, 2.985c, base.

Reinforcing Bars (Rail Steel): Pittsburgh, Chicago, Gary, Cleveland, Birmingham, Youngstown, Buffalo, base, 2.60c-2.95c; Detroit, del., 2.75c; eastern Mich. and Toledo, del., 2.80c.

Iron Bars: Single refined, Pittsburgh, 6.15c-16.70c; double refined, 7.00c-18.50c; Pittsburgh, staybolt, 7.85c-110.00c.

† Hand puddled.

Sheets, Strip

Hot-Rolled Sheets: Pittsburgh, Chicago, Gary, Cleveland, Birmingham, Buffalo, Youngstown, Sparrows Point, Middletown, base, 2.50c; Detroit, del., 2.65c; eastern Mich., del., 2.70c; Philadelphia, del., 2.70c; New York, del., 2.79c. (Andrews Steel Co., quotes on Middletown, O., base for shipment to Detroit area; Alan Wood Steel Co., Conshohocken, Pa., quotes 3.10c, Sparrows Point, Md., base; Granite City Steel Co., 2.875c, fob Granite City, Ill., 2.775c, fob Gary or Birmingham.)

Cold-Rolled Sheets: Pittsburgh, Chicago, Cleveland, Gary, Buffalo, Youngstown, Middletown,

base, 3.20c; Granite City, base, 3.30c; Detroit, del., 3.35c; eastern Mich., del., 3.40c; New York, del., 3.61c; Philadelphia, del., 3.58c.

Galvanized Sheets, No. 10: Pittsburgh, Chicago, Gary, Birmingham, Youngstown, Sparrows Point, Canton, Middletown, base 3.55c; New York, del., 3.84c; Philadelphia, del., 3.75c.

Corrugated Galvanized Sheets, No. 10: Pittsburgh, Chicago, Gary, Birmingham, base, 3.55c.

Culvert Sheets, No. 16, not corrugated, copper alloy: Pittsburgh, Chicago, Gary, Birmingham, 4.15c; Granite City, 4.25c; copper iron 4.50c; pure iron, 4.50c.

Aluminized Sheets, No. 20 hot-dipped, coils or cut to lengths: Pittsburgh, 9.00c.

Long Terns, No. 10: Pittsburgh, Chicago, Gary, base, 3.55c.

Enameling Sheets, No. 12: Pittsburgh, Chicago, Gary, Cleveland, Youngstown, Middletown, base, 3.55c; Granite City, base, 3.65c; Detroit, del., 3.70c; eastern Mich., 3.75c.

Electrical Sheets, No. 24: Field: 4.20c, Pittsburgh, Chicago, Gary, 4.30c, Kokomo, Ind. Armature: 4.50c, Pittsburgh, Chicago, Gary; 4.60c, Granite City, Ill., Kokomo, Ind. Electrical: 5.00c, Pittsburgh, Chicago, Gary; 5.10c, Granite City, Kokomo. Motor: 5.75c, Pittsburgh, Chicago, Gary; 5.85c, Granite City. Dynamo: 6.45c, Pittsburgh; 6.55c, Granite City. Transformer 72, 6.95c; 65, 7.65c; 58, 8.35c; 52, 9.15c, Pittsburgh.

Hot-Rolled Strip: Pittsburgh, Chicago, Gary, Birmingham, Youngstown, base, 2.50c; Detroit, del., 2.65c; eastern Mich., del., 2.70c. (Superior Steel Corp., 3.30c, Pittsburgh.)

Cold-Rolled Strip, 0.25 carbon and less: Pittsburgh, Cleveland, Youngstown, 3.20c; Chicago, base, 3.30c; Detroit, del., 3.35c; eastern Mich., 3.40c; Worcester, base, 3.40c. (Superior Steel Corp., 4.70c, Pittsburgh.)

Cold-Finished Spring Steel: Pittsburgh, Cleveland base: 0.26-0.40 carbon, 3.20c; over 0.40 to 0.60 carbon, 4.70c; over 0.60 to 0.80, 5.30c; add 0.20c for Worcester.

MARKET PRICES

Tin, Terne, Plate

Tin Plate: Pittsburgh, Chicago, Gary, Warren, O., 100-lb base box, \$5.75; Granite City, Birmingham, Sparrows Point, \$5.85.

Electrolytic Tin Plate: Pittsburgh, Gary, Warren, O., 100-lb base box 0.25 lb tin, \$4.85; 0.50 lb tin, \$5.05; 0.75 lb tin, \$5.25; Granite City, Birmingham, Sparrows Point, \$4.95, \$5.15, \$5.35, respectively.

Tin Mill Black Plate: Pittsburgh, Chicago, Gary, Warren, O., base 29-gage and lighter, 3.60c; Granite City, Birmingham, Sparrows Point, 3.70c.

Manufacturing Ternes (Special Coated): Pittsburgh, Chicago, Gary, 100-base box \$4.90; Granite City, Birmingham, Sparrows Point, \$5.00.

Roofing Ternes: Pittsburgh base per package 112 sheets; 20 x 28 in., coating I. C. 8-lb \$13.50; 15-lb \$15.50.

Plates

Carbon Steel Plates: Pittsburgh, Chicago, Gary, Cleveland, Birmingham, Youngstown, Sparrows Point, 2.65c; Coatesville, Claymont, Geneva, Utah, 2.80c; New York, del. 2.94c; Phila., del. 2.85c; St. Louis, del. 2.47c; Boston, del. 2.86c. San Francisco and Los Angeles, del. 3.46-3.52c. (Central Iron & Steel Co., Harrisburg, Pa., 3.40c, basing points; Alan Wood Steel Co., Conshohocken, Pa., 2.80c, Coatesville and Claymont equivalent.)

Floor Plates: Pittsburgh, Chicago, 3.90c.

Open-Hearth Alloy Plates: Pittsburgh, Chicago, 3.787c; Coatesville, 4.15c.

Clad Steel Plates: Coatesville, 10% cladding: nickel clad, 21.50c; inconel-clad, 30.00c; monel-clad, 29.00c.

Shapes

Structural Shapes: Pittsburgh, Chicago, Gary, Birmingham, Buffalo, Bethlehem, 2.50c; Geneva, Utah, 2.65c; New York, del. 2.70c; Phila., del. 2.64c. San Francisco and Los Angeles, del. 3.37c-3.41c.

(Phoenix Iron Co., Phoenixville, Pa., nominally, 3.05c, Bethlehem, Pa., equivalent.)

Steel Piling: Pittsburgh, Chicago, Buffalo, \$3 per 100 lb.

Wire and Wire Products

(Fob Pittsburgh, Chicago, Cleveland and Birmingham per 100 pounds).

Wire to Manufacturers in carloads
Bright, basic or bessemer *\$3.30-\$3.55
Spring (except Birmingham) **\$4.25

Wire Products to Trade

Nails and Staples
Standard and cement-coated †\$3.75-\$4.50
Galvanized †\$3.75-\$4.50

Wire, Merchant Quality

Annealed (6 to 8 base) †\$3.95
Galvanized (6 to 8 base) †\$4.40
(Fob Pittsburgh, Chicago, Birmingham, per base column)

Woven fence, 15 gage and heavier ††84
Barbed wire, 80-rod spool ††94
Barbless wire, twisted 94
Fence posts (no clamps) ††82
Bale ties, single loop ††86

* Worcester, \$3.40, Duluth, \$3.35, base, San Francisco (base, del.) \$4.31 for bright basic only.

** Worcester \$4.35, Duluth and Trenton, N. J., \$4.50, base, San Francisco (base, del.) \$5.63 for MB spring wire; \$5.28, black premier.

† Worcester \$4.05, Cleveland \$3.85, base, San Francisco (base del.) \$4.83.

‡ Duluth \$3.75, Cleveland \$3.85, base, San Francisco (base, del.) \$4.83.

§ Worcester \$4.05, annealed, \$4.50, galvanized, Duluth \$3.95, annealed; \$4.40, galvanized base, San Francisco (base, del.) \$4.96, annealed; \$5.41, galvanized.

†† San Francisco (base, del.): Woven fence, 107; barbed wire, 114; bale ties, 110. Duluth (base): Woven fence, 84; barbed wire, 94; fence posts, 90.

Rails, Supplies

Rails: Standard, over 60-lb. fob mill, \$2.50 per 100 lb. Light rails (billet), Pittsburgh, Birmingham, \$2.85 per 100 lb; light rails (rail steel), \$2.95, Williamsport, Pa.

Relaying, 35 lb and over, fob railroad and basing point, \$43-\$46 per net ton.

Supplies: Track bolts, 6.50c; heat treated,

6.75c. Tie plates, \$2.80 per 100 lb, fob mill; \$3.15 base, Seattle. Splice bars, \$3 per 100 lb. Standard spikes, 3.65c-4.50c; screw spikes, 5.30-6.40c.

Tubular Goods

Standard Pipe: Base price in carlots, threaded and coupled, to consumers about \$200 a net ton. Base discounts Pittsburgh on all types; Lorain on steel butt weld, and seamless; Gary, Ind., 2 points less on steel lap weld and 1 point less on steel butt weld on sizes produced in that district.

Butt Weld					
Steel			Iron		
In.	Blk.	Gal.	In.	Blk.	Gal.
1/2	48	23	1/2	2	+20
3/4	51	30 1/2	3/4	11 1/2	+10
1	55 1/2	41	1-1/4	17	+2
1 1/2	58 1/2	45	1 1/2	22 1/2	-1 1/2
1-3	60 1/2	47 1/2	2	23	-2

Lap Weld					
Steel			Iron		
In.	Blk.	Gal.	In.	Blk.	Gal.
2	53	39 1/2	1 3/4	7	+13
2 1/2-3	56	42 1/2	2	14 1/2	+5 1/2
3 1/2-6	58	44 1/2	2 1/2-3 1/2	17	+1 1/2
*8	58	42 1/2	4	21	-4
*10	57 1/2	42	4 1/2-8	19	-2 1/2
*12	56 1/2	41	9-12	10	+7

* Not T. & C.

Seamless Steel					
In.	Blk.	Gal.	In.	Blk.	Gal.
2	52	38 1/2	*8	57	42
2 1/2-3	55	41 1/2	*10	56 1/2	42
3 1/2-6	57	43 1/2	*12	55 1/2	41

* Not T. & C.

Line Pipe: Base price in carlots to consumers about \$200 a net ton. Base discounts Pittsburgh and Lorain, O.

In.	Seamless	In.	Butt Weld
2	51	1/2	47
2 1/2 & 3	54	1/2 & 3/4	50
3 1/2 to 8	56	1/2	54 1/2
10	55 1/2	3/4	57 1/2
12	54 1/2	1 to 3	59 1/2

Boiler Tubes: Net base prices per 100 feet, fob Pittsburgh, in carload lots, minimum wall, cut lengths 4 to 24 feet, inclusive.

O.D. Sizes	Seamless		Elec. Weld	
	Hot Rolled	Cold Drawn	Hot Rolled	Cold Drawn
1"	13	\$10.89	\$10.62	\$10.62
1 1/4"	13	12.90	10.59	12.58
1 1/2"	13	\$12.00	14.26	11.70
1 3/4"	13	13.65	16.23	13.31
2"	13	15.29	18.17	15.00
2 1/4"	13	17.05	20.26	16.71
2 1/2"	12	18.78	22.51	18.58
2 3/4"	12	20.57	24.43	20.11
3"	12	21.80	25.89	21.27
3 1/4"	11	26.88	31.94	26.15
3 1/2"	11	28.86	34.30	28.06
4"	10	35.82	42.55	34.78
4 1/4"	9	47.48	56.42	41.68
5"	9	54.96	65.30	48.00
6"	7	84.38	100.25	65.00

Pipe, Cast Iron: Class B, 6-in. and over \$65 per net ton, Birmingham; \$70, Burlington, N. J.; \$75.56, del., Chicago; 4-in. pipe, \$5 higher, Class A pipe, \$3 a ton over class B.

Bolts, Nuts

Fob Pittsburgh, Cleveland, Birmingham, Chicago; add 15c per cwt, Lebanon, Pa. Additional discounts: 5 for carloads; 15 for full containers, except tire, step and plow bolts.

Carriage and Machine		
1/2-in. and smaller; up to 6 in. in length	55 off	
3/4 and 1 in.; up to 6 in. in length	52 off	
1/2 x 6 in.	49 off	
3/4 and 1 in. x 6 in. length	51 off	
1 1/2 in. and larger in all lengths and 3/8 in. and larger in lengths over 6 in.	48 off	
1/2 in. and smaller, longer than 6 in.	45 off	
Tire bolts	38 1/2 off	
Step bolts	46 off	
Plow bolts	57 off	

Stove Bolts
In packages, nuts separate, 60-10 off; bulk 74 off on 15,000 of 3-in. and shorter, or 5000 over 3-in., nuts separate.

Nuts	A.S. Light	A.S. Reg. and Heavy
Semifinished hexagon		
1/2-in. and smaller	51 off	
3/4-in. and smaller	48 off	
1/2-in.-1-in.	48 off	
1-in.-1 1/2-in.	46 off	
1 1/2-in. and larger	44 off	

Additional discount of 15 for full containers.

Hexagon Cap Screws	
Upset 1-in., smaller (10-20 bright)....	56 off
Upset (10-35 heat treated)	
1/2 x 6	51 off
3/4, 1 & 1 x 6	47 off
Square Head Set Screws	
Upset 1-in. and smaller	61 off
Headless, 1/4-in. and larger	46 off
No. 10 and smaller	56 off

Rivets

Fob Pittsburgh, Cleveland, Chicago Birmingham	
Structural	5.25c
Lebanon, Pa.	5.40c
1/2-in. and under	55-5 off
Lebanon, Pa.	55-5 off plus 15c per cwt.

Washers, Wrought

Fob Pittsburgh, Chicago, Philadelphia, to jobbers and large nut and bolt manufacturers, incl \$1.50-\$2.00 off

Tool Steels

Tool Steel: Pittsburgh, Bethlehem, Syracuse, Canton, O., Dunkirk, N. Y., base, cents per lb; reg. carbon 15.15c; extra carbon 19.48c; special carbon 23.80c; oil-hardening 25.97c; high carbon-chromium 46.53c.

W	Cr	V	Mo	Base, per lb
18.00	4	1	...	72.49c
1.5	4	1	8.5	58.43c
...	4	2	3	58.43c
6.40	4.15	1.90	5	62.22c
5.50	4.50	4	4.50	75.74c

Stainless Steels

Grade	Base, Cents per lb			
	Bars, Drawn Wire, Structural	Plates	Hot Rolled Sheets	Cold Rolled Strip
CHROMIUM NICKEL STEELS				
301	26.00c	29.50c	37.00c	22.00c
302	26.00	29.50	37.00	23.50
303	28.50	31.50	39.00	29.50
304	27.50	31.50	39.00	25.50
308	31.50	37.00	44.50	31.00
309	39.00	43.50	51.00	40.50
310	55.50	56.50	57.50	53.00
316	45.50	48.00	52.00	43.50
321	31.50	37.00	44.50	32.00
347	36.00	41.50	49.00	36.00
431	21.00	24.00	31.50	19.00
440A	26.00	31.00	36.50	26.00
STRAIGHT CHROMIUM STEEL				
403	23.50	27.00	32.00	23.00
410	20.50	23.50	29.00	18.50
416	21.00	24.00	29.50	20.00
420	26.00	31.00	36.50	26.00
430	21.00	24.00	31.50	19.00
430F	21.50	24.50	32.00	20.50
442	24.50	28.00	35.50	26.00
443	24.50	28.00	35.50	26.00
446	30.00	33.00	39.50	38.00
*501	9.00	13.00	17.50	13.00
*502	10.00	14.50	18.50	14.50
†STAINLESS CLAD STEEL (80%)				
304	...	24.00	22.00	...
410	...	22.00	20.00	...
430	...	22.50	20.50	...
446	...	29.00	27.00	...

* Low chromium. † Fob Pittsburgh and Washington, Pa.; plate prices include annealing and pickling.

Metallurgical Coke

Price Per Net Ton Beehive Ovens	
Connellsville, furnace	\$8.75-\$9.00
Connellsville, foundry	9.75-11.00
New River, foundry	11.75
Wise county, foundry	11.15
Wise county, furnace	10.65

* Operators of hand-drawn ovens using trucked coal, \$9.35-\$9.60.

Coke By-Products

Spot, gal, freight allowed east of Omaha	
Pure and 90% benzol	17.00c
Toluol, two degrees	22.00c
Industrial xylol	22.00c
Solvent naphtha	26.00c
Per pound fob works	
Phenol (car lots, returnable drums)	11.25c
Do., less than carlots	12.00c
Do., tank cars	10.25c
Eastern plants, per pound	
Naphthalene flakes, balls, bbl, to jobbers, "household use"	9.50c
Per ton, bulk, fob plants	
Sulphate of ammonia	\$30.00

PIG IRON

Prices per gross ton. Minimum delivered prices do not include 3 per cent federal tax.

	No. 3 Foundry	Basic	Bessemer	Malleable
Bethlehem, Pa., base	\$31.50	\$31.00	\$32.50	\$32.00
Newark, N. J., del.	33.34	32.84	34.34	35.54
Brooklyn, N. Y., del.	34.50			35.00
Philadelphia, del.	33.22	32.72	34.22	33.72
Birdsboro, Pa., base	34.50	34.00	35.50	35.00
Birmingham, base	29.88	29.38	34.50	
Baltimore, del.	36.28			
Chicago, del.	34.12			
Cincinnati, del.	34.75	34.25		
Newark, N. J., del.	35.96			
Philadelphia, del.	35.13	34.63		
St. Louis, del.	33.87	33.37		
Buffalo, base	33.00	32.50	34.00	33.50
Boston, del.	39.48	38.98	40.48	39.98
Rochester, del.	34.84	34.34	35.84	35.34
Syracuse, del.	35.50	35.00	36.50	36.00
Canton, Massillon, fob furnace	33.00	32.50		33.50
Chicago, base	33.00	33.00	34.00	33.50
Milwaukee, del.	34.32	34.32	35.32	34.83
Muskegon, Mich., del.	36.83			37.33
Cleveland, fob furnace	33.00	32.50	34.00	33.50
Akron, del.	35.17	34.17	35.67	35.17
Duluth, base	33.50	33.00	34.50	34.00
Erle, Pa., base	33.00	32.50	34.00	33.50
Everett, Mass., base	29.50	29.00	30.50	30.00
Boston, del.	30.00	29.50	31.00	30.50
Granite City, Ill., base	33.50	33.00	31.00	33.50
St. Louis, del.	34.25	33.75		34.25
Neville Island, Pa., base	33.50	33.00	34.00	33.50
Pittsburgh, del., N. & S. sides	34.33	33.83	34.83	34.33
Provo, Utah, base	30.50	30.00		
Sharpville, Pa., base	33.50	33.00	34.00	33.50
Steelton, Pa., base	31.50	31.00	32.50	32.00
Swedeiland, Pa., base	35.50		36.50	36.00
Troy, N. Y., base	34.50	34.00	35.50	35.00
Toledo, O., base	33.00	32.50	34.00	33.50
Cincinnati, del.	36.50	36.00		
Youngstown, O., base	30.50	30.00	31.00	30.50
Mansfield, O., del.	33.48	32.98	33.98	33.48

† To Neville Island base add: 66c for McKees Rocks, Pa.; \$1.01 Lawrenceville, Homestead, McKeesport, Ambridge, Monaca, Aliquippa; 97c (water), Monongahela; \$1.33, Cockmont, Verona; \$1.49 Brackenridge.

Exceptions to above prices: Kaiser-Frazer Parts Corp., Struthers, O., charges 50 cents a ton in excess of basing point prices for No. 2 foundry, basic, bessemer and malleable pig iron.

High Silicon Silvery
 6.00-6.50 per cent (base).....\$38.00
 6.51-7.00...\$39.00 9.01-9.50...44.00
 7.01-7.50...40.00 9.51-10.00...45.00
 7.51-8.00...41.00 10.01-10.50...46.00
 8.01-8.50...42.00 10.51-11.00...47.00
 8.51-9.00...43.00 11.01-11.50...48.00
 Fob Jackson, O., per gross ton, Buffalo base \$3.75 higher. Buyer may use whichever base is more favorable.

Electric Furnace Ferrosilicon: Si
 14.01-14.50%, \$52.75, Jackson, O.; \$56 Keokuk, Iowa; \$54, Buffalo and Niagara Falls, N. Y. Add \$1 a ton for each additional 0.5% Si to 18%; 50c for each 0.5% Mn over 1%; \$1 a ton for 0.045% max. phos.

Bessemer Ferrosilicon
 Prices same as for high silicon silvery iron, plus \$1 per gross ton.

Charcoal Pig Iron
 Semi-cold blast, low phosphorus. Fob furnace, Lyles, Tenn....\$37.50 (For higher silicon irons a differential over and above the price of base grade is charged as well as for the hard chilling iron, Nos. 5 and 6.)

Gray Forge
 Neville Island, Pa.\$30.00

Low Phosphorus
 Steelton, Pa., \$36; Buffalo, Troy, N. Y., Birdsboro, Pa., \$39, base; Philadelphia, \$38.16, del. Intermediate phosphorus, Central furnace, Cleveland, \$36.

Differentials
 Basing point prices are subject to following differentials:

Silicon: An additional charge not to exceed 50 cents a ton for each 0.25 per cent silicon in excess of base grade (1.75% to 2.25%).

Phosphorus: A reduction of 38 cents a ton for phosphorus content of 0.70 per cent and over.

Manganese: An additional charge not to exceed 50 cents a ton for each 0.50 per cent, or portion thereof, manganese in excess of 1%.

Nickel: An additional charge for nickel content as follows: Under 0.50%, no extra; 0.50% to 0.74%, inclusive, \$2 a ton; for each additional 0.25% nickel, \$1 a ton.

Refractories

Per 1000, fob shipping point
 Net Prices

Fire Clay Brick

Super Duty

Pa., Mo., Ky.	\$81.00
High Heat Duty	
Pa., Ill., Md., Mo., Ky.	65.00
Ala., Ga.	65.00
N. J.	70.00

Intermediate Heat Duty

Ohio	57.00
Pa., Ill., Md., Mo., Ky.	59.00
Ala., Ga.	51.00
N. J.	62.00

Low Heat Duty

Pa., Md., Ohio	51.00
---------------------	-------

Malleable Bung Brick

All bases	75.00
----------------	-------

Ladle Brick

(Pa., O., W. Va., Mo.)

Dry Press	42.00
Wire Cut	40.00

Silica Brick

Pennsylvania	65.00
Joliet, E. Chicago.	74.00
Birmingham, Ala.	65.00

Magnesite

Domestic dead-burned grains, net ton, fob Chewelah, Wash.	
Bulk	22.00
Bags	26.00

Basic Brick

Net ton, fob Baltimore, Plymouth Meeting, Chester, Pa.

Chrome brick	54.00
Chem. bonded chrome	54.00
Magnesite brick	76.00
Chem. bonded magnesite	65.00

ORES

Lake Superior Iron Ore

Gross ton, 51% (Natural)	
Lower Lake Poris	
Old range bessemer	\$5.95
Old range nonbessemer	5.80
Mesabi bessemer	5.70
Mesabi nonbessemer	5.55
High phosphorus	5.55

Eastern Local Ore

Cents, units, del. E. Pa.	
Foundry and basic 56-63% contract	14.00

Foreign Ore

Cents per unit, cif Atlantic ports	
Manganiferous ore, 45-55% Fe., 6-10% Mn....	Nom.
N. African low phos....	Nom.
Swedish basic, 60 to 68%	13.00
Spanish, No. African basic, 50 to 60%	Nom.
Brazil iron ore, 68-69% fob Rio de Janeiro.....	7.50-8.00

Tungsten Ore

Chinese Wolframite, per short ton unit, duty paid	\$24.00
---	---------

Chrome Ore

Gross ton fob cars, New York, Philadelphia, Baltimore, Charleston, S. C., Portland, Oreg., or Tacoma, Wash.
 (\$ 3 paying for discharge; dry

basis, subject to penalties if guarantees are not met.)

Indian and African	
48% 2.8:1	\$37.50
48% 3:1	39.00
48% no ratio	31.00

South African (Transvaal)	
44% no ratio	\$27-\$27.50
45% no ratio	28.00
48% no ratio	30.00
50% no ratio	31.00

Brazilian—nominal	
44% 2.5:1 lump.....	\$33.65
48% 3:1 lump	43.50

Rhodesian

45% no ratio.....	\$27-\$27.50
48% no ratio.....	30.00
48% 3:1 lump.....	39.00

Domestic (seller's nearest rail)
 48% 3:1

Manganese Ore

Sales prices of Office of Metals Reserve, cents per gross ton unit, dry, 48%, at New York, Philadelphia, Baltimore, Norfolk, Mobile and New Orleans, 86c; Fontana, Calif., Provo, Utah, and Pueblo, Colo., 91c; prices include duty on imported ore and are subject to established premiums, penalties and other provisions. Price at basing points which are also

points of discharge of imported manganese ore is fob cars, shipside, at dock most favorable to the buyer. Outside shipments direct to consumers at 15c per unit less than Metals Reserve prices.

Molybdenum

Sulphide conc., lb., Mo. cont., mines	\$0.78
---	--------

Fluorspar

Metallurgical grade, fob shipping point in Ill., Ky., net tons, carloads, effective CaF₂ content, 70% or more, \$33; 65% to 70%, \$32; 60% to 65%, \$31; less than 60%, \$30.

HIGH-STRENGTH—LOW-ALLOY STEELS

Prices in dollars per 100 pounds.

	Pittsburgh	Chicago	Gary	Youngstown	Sparrows Point	Buffalo	Bethlehem	Canton	Massillon
Sheets, Hot-Rolled	3.75-3.85	3.75-3.85	3.75-3.85	3.85	3.85	3.75-3.85
Cold-Rolled	4.55-4.75	4.55-4.75	4.55-4.75	4.75	...	4.55-4.75
Galvanized	5.40
Strip, Hot-Rolled	3.75-3.85	3.75-3.85	3.75-3.85	3.85
Cold-Rolled	4.55	4.65	4.65	4.65
Shapes, Structural	3.85	3.85	3.85	3.85
Plates	4.10	4.10	4.10	4.10	4.10
Bars and Bar Shapes ..	4.00	4.00	4.00	4.00	4.00	4.00	4.00	4.00	4.00

Note: Lower level of quoted ranges represent prices for NAX High Tensile, produced by Great Lakes Steel Corp.—Detroit.

WAREHOUSE STEEL PRICES

Case prices, cents per pound, for delivery within switching limits, subject to extras

	SHEETS					STRIP		BARS		PLATES			
	H-R 10G	C-R 10G	C-R 17G	Gal. *10G	Gal. *24G	H-R	C-R	H-R	C-F	H-R Alloy (\$4140)	Structural Shapes	Carbon 3/8"-3/4"	Floor 3/4" & Thicker
Boston (city)	4.50		5.22 ^a	6.80 ^a	6.80 ^a	4.65	6.36	4.62	5.47	7.12	4.47	4.80	6.42
††New York (city)	4.42		5.27 ^a	5.47 ^a		4.62		4.62	5.42	8.42 ¹²	4.37	4.72	6.35
New York (country)	4.32		5.17 ^a	5.37 ^a		4.52		4.52			4.27		6.25
Philadelphia (city)	4.24	5.73 ^b	5.33 ^b	5.29 ^b	6.54 ^b	4.43	5.28	4.48	5.38	6.87	4.22	4.40	5.93
Philadelphia (country)	4.14	5.63 ^b	5.23 ^b	5.19 ^b	6.44 ^b	4.33	5.18	4.38		6.60	4.12	4.30	5.83
Baltimore (city)	4.09	6.15 ^b	5.65 ^b	5.14 ^b	6.39 ^b	4.40		4.45	5.35		4.34	4.39	5.90
Baltimore (country)	3.59	6.05 ^b	5.55 ^b						4.85		4.24	4.29	5.80
Washington (city)	4.35			5.18 ^b	6.43 ^b	4.65		4.70	5.60 ¹³		4.60	4.65	6.60
Norfolk, Va.	4.35							4.75	5.50		4.50	4.50	6.25
Buffalo (city)	4.00		4.70 ^b	4.35 ^b		4.30	4.95	4.05	4.95		4.05	4.60	5.90
Buffalo (country)	3.90		4.60 ^b	4.95 ^b		3.90	4.60	3.95	4.85	6.60	3.95	4.20	5.45
Pittsburgh (city)	4.00	5.15 ^b	4.70 ^b	5.05 ^b	6.30 ^b	4.00	4.95	4.05	4.95	6.60	4.05	4.30	5.55
Pittsburgh (country)	3.90	5.05 ^b	4.60 ^b	4.95 ^b	6.20 ^b	3.90	4.85	3.95	4.85	6.60	3.95	4.20	5.45
Youngstown, O. (city)	4.188	5.338	4.888	5.05	6.30	4.00		4.238	5.138		4.218	4.488	5.178
Youngstown, O. (country)				4.95	6.20	3.90							
Detroit	4.15	5.30	4.85	5.42	6.67	4.34	5.24	4.20	5.12 ¹³	7.01	4.42	4.59	5.92
Cleveland (city)	4.00	5.15 ^b	4.70 ^b	5.238 ^b	6.488 ^b	4.00	5.05	4.05	4.95	6.858	4.311	4.30	5.811
Cleveland (country)	3.90	5.05 ^b	4.60 ^b			3.90	4.95	3.95	4.85			4.20	
Cincinnati	4.116	5.266 ^b		5.166 ^b		4.394		4.403	5.303		4.444	4.653	5.944
Chicago (city)	4.00	5.15 ^b	4.70 ^b	5.05 ^b	6.30 ^b	4.00	5.05	4.05	4.95	6.60	4.05	4.30	5.70
Chicago (country)	3.90	5.05 ^b	4.60 ^b	4.95 ^b	6.20 ^b	3.90	4.95	3.95	4.85	6.60	3.95	4.20	5.60
Milwaukee	4.199	5.349 ^b	4.899 ^b	5.249 ^b	6.499 ^b	4.199	5.249	4.249	5.149	6.899	4.249	4.499	5.899
St. Paul	4.384 ¹	5.534 ¹	5.084 ¹	5.434 ¹	6.684 ¹	4.404 ¹²		4.434 ¹³	5.726 ¹¹	7.084 ¹¹	4.434 ¹³	4.684 ¹³	6.084 ¹³
Indianapolis	4.04		4.84 ^b	5.29 ^b	6.54 ^b	4.24		4.361 ¹	5.26		4.36	4.61	6.01
St. Louis	4.199		4.899 ^b		6.674 ^b	4.199		4.249	5.324 ¹³	7.074	3.999	3.999	5.999
Birmingham (city)	3.85 ²⁰			5.20 ^b		4.10 ²⁰		4.05 ²⁰	5.83		4.05	4.30	6.56
Birmingham (country)	3.75 ²⁰			5.20 ^b		4.00 ²⁰		3.95 ²⁰			3.95	4.20	
New Orleans	4.46 ^{9*}		5.77 ^b			4.83 ²⁰		4.78 ^{9*}	6.14 ¹¹		4.68 ^{9*}	4.83 ²⁰	6.94 ²⁰
Houston, Tex.	4.50 ¹				6.00 ¹²	5.80 ¹		***				5.60	6.40
Omaha, Nebr.	4.868	6.118 ^a		5.918 ^b	7.168 ^b	4.862		4.918	5.818 ¹¹		4.918	5.168	6.568
Los Angeles	5.55		7.10 ^b		8.10 ^b	5.65	8.35	5.10	6.90 ¹⁰	7.85	5.20	5.20	7.20
San Francisco	4.90 ^{§§}		6.30 ^b		7.35 ^b	5.20 ¹⁴	8.35	4.75 ¹⁴	***	9.35 ¹⁰	4.90 ¹⁴	5.00 ¹⁴	6.80 ¹⁴
Tacoma, Wash.				7.30 ^b		5.20 ¹⁷		4.90 ¹⁷	6.75 ¹⁰	8.95 ¹⁰	4.95 ¹⁷	5.25 ¹⁷	7.25 ¹⁷
Seattle				7.30 ^b		5.20 ¹⁷		4.90 ¹⁷	6.75 ¹⁰	8.95 ¹⁰	4.95 ¹⁷	5.25 ¹⁷	7.25 ¹⁷

Base Quantities: 400 to 1999 pounds except as noted: Cold-rolled strip, 2000 to 39,999 pounds; cold finished bars, 1000 pounds and over; 1—any quantity; 2—300 to 1999 pounds; 3—150 to 2249 pounds; 4—three to 24 bundles; 5—450 to 1499 pounds; 6—one bundle to 1499 pounds; 7—one to nine bundles; 8—400 to 1499 pounds; 9—1000 to 1999 pounds; 10—450 to 39,999 pounds; 11—1000 to 39,999 pounds; 12—1000 pounds and over; 13—400 to 14,999 pounds; 14—400 to 39,999; 15—2000 lb and over; 16—1000 to 49,999; 17—300 to 9999 pounds; 18—1500 to 1999 pounds; 19—1500 to 39,999; 20—400 to 3999 pounds.

* Includes gage and coating extra, except Birmingham (coating extra excluded); † does not include gage extras; †† basing point cities with quotations representing mill prices plus warehouse spread; § as rolled, except New York, Jersey City, Indianapolis and San Francisco where price represents annealed bars; ** add 0.46 for sizes not rolled in Birmingham; †† same prices quoted for Jersey City, N. J.; ††† add 15c for slow moving items; §§ 18 gage and heavier; *** rounds under 3/8 in. 7.00c, 3/8 in. and over 6.50c, squares, hexagons and flats 6 in. and narrower 7.50c, flats over 6 in. 8.25c at San Francisco; bar size angles, flats, rounds 5.00c, squares and had ovals 5.15c and bar size channels 5.55c at Houston.

Open Market Prices of Leading Ferroalloy Products

Spiegeleisen: 19-21% carlot per gross ton, Palmerton, Pa., \$40; Pittsburgh, \$44.

Ferromanganese, standard: 78-82% c.i. gross ton, duty paid, \$135 fob cars, Baltimore, Philadelphia or New York, whichever is most favorable to buyer, Birmingham, Ala. (where Sloss-Sheffield Steel & Iron Co. is producer); \$140.25 fob cars, Pittsburgh, including 75c switching charge, (where Carnegie-Illinois Steel Corp. is producer); add \$8 for packed c.i., \$10 for ton, \$13.50 for less ton; \$1.70 for each 1%, or fraction contained manganese over 82% or under 78%.

Ferromanganese, low carbon: Eastern zone: Special, 21c; regular, 20.50c; medium, 14.50c; central zone: special, 21.30c; regular, 20.80c; medium, 14.80c; western zone: Special, 21.70c; regular, 21.20c; medium, 15.20c. Prices are per pound contained Mn, bulk carlot shipments, fob shipping point, freight allowed. Special low-carbon has content of 90% Mn, 0.10% C, and 0.06% P.

Ferromanganese Briquets: (Weight approx. 3 lb and containing exactly 2 lb Mn) Prices per lb of briquets: Contract, carlots, bulk 6.40c, packed 6.90c, ton lots 7.30c, smaller lots 7.70c, eastern, freight allowed; 6.65c, 7.15c, 7.90c and 8.30c, central; 7.20c, 7.70c, 9.80c and 10.20c, western; spot up 0.25c; notched up 0.25c.

Ferrotungsten: Spot, 10,000 lb or more, per lb contained W, \$2; contract, \$1.98; freight allowed as far west as St. Louis.

Ferrotitanium: 40-45%, R.R. freight allowed, per lb contained Ti; ton lots \$1.23; smaller lots \$1.25; eastern. Spot up 5c per lb.

Ferrotitanium: 20-25%, 0.10 maximum C; per lb contained Ti; ton lots

\$1.35; smaller lots \$1.40 eastern. Spot up 5c per lb.

Ferrotitanium, High-Carbon: 15-20% contract basis, per net ton, fob Niagara Falls, N. Y., freight allowed to destination east of Mississippi river and north of Baltimore and St. Louis, 6.8% C \$142.50; 3-5% C \$157.50.

Ferrovandium: V 35-55%, contract basis, per lb contained V, fob producers plant with usual freight allowances; open-hearth grade \$2.70; special grade \$2.80; highly-special grade \$2.90.

Ferromolybdenum: 55-75% per lb, contained Mo, fob Langeloth and Washington, Pa., furnace, any quantity 95.00c.

Ferrophosphorus: 17-19%, based on 18% P content with unitage of \$3 for each 1% of P above or below the base; gross tons per carload fob sellers' works, with freight equalized with Rockdale, Tenn.; contract price \$58.50, spot \$62.25.

Ferrosilicon: Contract, lump, packed; eastern zone quotations: 90-95% c.i. 12.95c, ton lots 13.45c, smaller lots 13.95c; 80-90% c.i. 11.35c, ton lots 11.90c, smaller lots 12.45c; 75% c.i. 10.15c, ton lots 10.75c, smaller lots 11.35c; 50% c.i. 8.45c, ton lots 9.10c, smaller lots 9.75c. Deduct 1.0c for bulk carlots 7.50c, 80-90% c.i. Prices are fob shipping point, freight allowed, per lb of contained Si. Spot prices 0.25c higher on 80-90%, 0.30c on 75%, 0.45c on 50%.

Ferroboron: (B 17.50% max. and C 1.50% max., Al 0.50% max. and C 0.50% max.) Prices per lb of alloy, contract, ton lots \$1.20, smaller lots \$1.30, eastern, freight allowed; \$1.2075 and \$1.3075 central; \$1.229 and \$1.329, western; spot add 5c.

Ferrocolumbium: 50-60%, per lb contained columbium in gross ton lots, contract basis, R. R. freight

allowed, eastern zone, \$2.50; smaller lots \$2.55. Spot up 10c.

Ferrocrome: Contract, 1 u m p, packed; high carbon, eastern zone, c.i. 16.20c, ton lots 16.80c; central zone, add 0.40c and 1.30c; western zone, add 0.55c and 2.10c. Deduct 0.60c for bulk carlots.

High carbon, high nitrogen, add 5c to all high carbon ferrocrome prices. Deduct 0.55c for bulk carlots. Spot prices up 0.25c.

Low carbon, eastern zone, bulk, c.i., max. 0.06% C 23c, 0.1% 22.50c, 0.15% 22c, 0.2% 21.50c, 0.5% 21c, 1% 20.50c, 2% 19.50c; add 1c for 2000 lb to c.i.; central zone, add 0.4c for bulk, c.i., and 0.65c for 2000 lb to c.i.; western zone, add 0.5c for bulk, c.i., and 1.85c for 2000 lb to c.i.; carload packed differential 0.45c. Prices are per pound of contained Cr, fob shipping points.

Low carbon, high nitrogen: Add 2c to low carbon ferrocrome prices. For higher nitrogen low carbon, add 2c for each 0.25% of nitrogen over 0.75%.

Ferrocrome, Special Foundry: (Cr 62-66%, C above 5-7%.) Contract, 2-inch x D, packed, eastern zone, freight allowed, c.i. 17.05c, ton lots 17.60c, smaller lots 18.30c; central zone, add 0.40c for c.i. and 1.30c for smaller lots; western zone, add 0.55c for c.i. and 2.10c for smaller lots. Deduct 0.60c for bulk carlots.

S. M. Ferrocrome, high carbon: (Cr 60-65%, Si, Mn and C 4-6% each.) Contract, lump, packed, eastern zone, freight allowed, c.i. 17.30c, ton lots 17.90c, smaller lots 18.60c; central zone, add 0.40c for c.i. and 1.30c for smaller lots; western zone, add 0.55c for c.i. and 2.10c for smaller lots. Prices are per pound of contained chromium, spot prices 0.25c higher. Deduct 0.60c for bulk carlots.

S. M. Ferrocrome, low carbon: (Cr 62-66%, Si 4-6%, Mn 4-6% and C 1.25% max.) Contract, carlot, bulk 20.00c, packed 20.15c; ton lots 21.00c, smaller lots 22.00c, eastern, freight allowed, per pound contained Cr: 20.40c, 20.50c, 20.95c and 22.65c, central; 21.00c, 21.45c, 22.85c and 23.85c western; spot up 0.25c.

Ferrocrome Briquets: Containing exactly 2 lb Cr, packed eastern zone, c.i. 10.35c, ton lots 10.75c, smaller lots 11.15c; central zone, add 0.25c for c.i. and 0.90c for smaller lots; western zone, add 0.55c for c.i. and 2.10c for smaller lots. Deduct 0.50c for bulk carlots. Prices per pound of briquets; spot prices 0.25c higher; notched, 0.25c higher.

Chromium Metal: 97% min. Cr, max. 0.50% C, eastern zone, per lb contained Cr bulk, c.i. 79.50c, 2000 lb to c.i. 80c; central 81c and 82.60c; western 82.25c and 84.75c, fob shipping point, freight allowed.

Chromium-Copper: (Cr 8-11%, Cu 88-90%, Fe 1% max., Si 0.50% max.) Contract, any quantity, 45c, eastern, Niagara Falls, N. Y., basis, freight allowed to destination, except to points taking rate in excess of St. Louis rate to which equivalent of St. Louis rate will be allowed; spot up 2c.

Calcium metal: east: Contract, ton lot or more, \$1.60; 100 to 1999 lb, \$1.95; less than 100 lb, \$3.15 per lb of metal, eastern zone; \$1.615, \$1.965 and \$3.185, western; spot up 5c.

Calcium-Manganese-Silicon: (Ca 16-20%, Mn 14-18% and Si 53-59%), per lb of alloy. Contract, carlots, 15.50c, ton lots 16.50c, smaller lots 17.00c, eastern, freight allowed; 16.00c, 17.35c, and 17.85c, central; 18.05c, 19.10c and 19.60c western; spot up 0.25c.

Calcium - Silicon: (Ca 30-35%, Si

60-65% and Fe 3.00% max.), per lb of alloy. Contract, carlot, lump 13.00c, ton lots 14.50c, smaller lots 15.50c, eastern, freight allowed; 13.50c, 15.25c and 16.25c central; 15.55c, 17.40c and 18.40c, western; spot up 0.25c.

Silicon Metal: Min. 97% Si and max. 1% Fe, eastern zone, bulk, c.l. 13.65c; 2000 lb to c.l., 15.05c; central zone, 14.25c and 17.30c; western, 14.85c and 19.05c; min. 96% Si and max. 2% Fe, eastern, bulk, c.l. 13.15c, 2000 lb to c.l. 14.65c; central, 13.85c and 16.90c; western, 14.45c and 18.65c, fob shipping point, freight allowed. Price per lb contained Si.

Silicomanganese, containing exactly 2 lb Mn and about 1/2 lb Si eastern zone, bulk, c.l. 6.15c, ton lots 7.05c; central zone, add 0.25c for c.l. and 0.60c for ton lots; western, add 0.80c for c.l. and 2.50c for ton lots. Notched, up 0.25c.

Ferrosilicon: Weighing about 5 lb and containing exactly 2 lb Si, packed, eastern zone, c.l. 4.20c, ton lots 4.60c, smaller lots 5c; weighing about 2 1/2 lb and containing 1 lb Si, packed, eastern zone, c.l. 4.35c, ton lots 4.75c, less 5.15c; notched 0.25c higher; central zone, add 0.25c for c.l. and 0.60c for smaller lots; western zone, add 0.45c for c.l. and 0.90c for smaller lots. Prices are fob shipping point, freight allowed; spot

prices 0.25c higher. Deduct 0.50c for bulk carlots.

Manganese Metal: (Min. 96% Mn, max. 2% Fe), per lb of metal, eastern zone, bulk, c.l. 30c, 2000 lb to c.l., 32.00c; central 31.00c and 33.45c; western, 31.45c and 34.40c.

Electrolytic Manganese: 99.9% plus, fob Knoxville, Tenn., freight allowed east of Mississippi on 250 lb or more: Carlots 32c, ton lots 34c, drum lots 36c, less than drum lot 38c. Add 1 1/4c for hydrogen-removed metal.

Manganese-Boron: (Mn 75% approx., B 15-20%, Fe 5% max., Si 1.50% max. and C 3% max.) Prices per lb of alloy. Contract, ton lots \$1.89, less \$2.01, eastern, freight allowed; \$1.903 and \$2.023, central; \$1.935 and \$2.055, western; spot up 5c.

Nickel-Boron: (B 15-18%, Al 1% max., Si 1.50% max., C 0.50% max., Fe 3% max., Ni, balance). Prices per lb of alloy: Contract, 5 tons or more \$1.90, 1 ton to 5 tons \$2.00, smaller lots \$2.10, eastern, freight allowed; \$1.9125, \$2.0125 and \$2.1125, central; \$1.9445, \$2.0445 and \$2.1445, western; spot same as contract.

Borosil: 3 to 4% B, 40 to 45% Si; \$6.25 per lb contained B, fob Philo, O., freight not exceeding St. Louis rate allowed.

Bortam: B 1.5-1.9%, ton lots, 45c

per lb; smaller lots, 50c per lb.

Carbortam: B 0.90 to 1.15% net ton to carload, 8c per lb, fob Suspension Bridge, N. Y., freight allowed same as high-carbon ferrotitanium.

Silicaz Alloy: (Si 35-40%, Ca 9-11%, Al 5-7%, Zr 5-7%, Ti 9-11% and B 0.55-0.75%) Prices per lb of alloy, contract or spot carlots 35.00c, ton lots 37.00c, smaller lots 39.00c, eastern, freight allowed; 35.30c, 38.10c and 40.10c, central; 35.30c, 40.05c and 42.05c, western; spot up 0.25c.

SMZ Alloy: (Si 60-65%, Mn 5-7%, Zr 5-7% and Fe approx. 20%) Prices per lb of alloy, contract, carlots 12.50c, ton lots 13.25c, smaller lots 14.00c, eastern zone, freight allowed; 12.80c, 14.35c and 15.10c, central; 12.80c, 16.30c and 17.05c, western; spot up 0.25c.

CMSZ Alloy 4: (Cr 45-49%, Mn 4-6%, Si 18-21%, Zr 1.25-1.75% and C 3.00-4.50%). Contract or spot, carlots, bulk 12.00c, packed 12.75c; ton lots 13.50c, smaller lots 14.25c, eastern zone, freight allowed; 12.30c, 13.05c, 14.60c, 15.35c, central; 12.30c, 13.05c, 16.65c, 17.30c, western.

CMSZ Alloy 5: (Cr 50-56%, Mn 4-6%, Si 13.50-16.00%, Zr 0.75-1.25%, C 3.50-5.00%) Prices per lb of alloy, contract or spot, carlots, bulk 11.75c, packed 12.50c, ton lots

13.25c, smaller lots 14.00c, eastern, freight allowed; 12.05c, 12.80c, 16.30c, 17.05c, western.

Zirconium Alloy: 12-15%, per lb of alloy, eastern, contract, carlots, bulk 4.85c, packed 5.30c, ton lots 5.65c, smaller lots 6.00c; spot up 0.25c.

Zirconium Alloy: Zr 35-40%, eastern, contract basis, carloads in bulk or package, per lb of alloy 14.50c, ton lots 15.75c, smaller lots 17.00c; spot up 0.25c.

Alisfer: (Approx. 20% Al, 40% Si, 40% Fe). Contract basis fob Niagara Falls, N. Y., lump per lb 6.25c; ton lots 6.75c; smaller lots 7.25c. Spot up 1/2c.

Simanal: (Approx. 20% each Si, Mn, Al) Packed, lump, carload 9c, ton lots 9.25c, smaller lots 9.75c per lb alloy; freight not exceeding St. Louis rate allowed.

Tungsten Metal Powder: Spot, not less than 98.8%, \$2.65, freight allowed as far west as St. Louis.

Grainal: Vanadium Grainal No. 1 \$7.5c; No. 6, 60c; No. 79, 45c; all fob Bridgeville, Pa., usual freight allowance.

Vanadium Pentoxide, technical grade: Fused, approx. 89-92% V₂O₅ and 5.84% Na₂O; or air dried, 83-85% V₂O₅ and 5.15% Na₂O, \$1.10 per lb contained V₂O₅, fob plant freight allowed on quantities of 25 lb and over to St. Louis.

Prices Rise in Nonferrous Metal Markets

New York — Nonferrous metal prices turned upward last week on a broad front. Price range in copper was widened to 2 cents as American Smelting & Refining Co. and Phelps Dodge Corp. raised electrolytic copper to the basis of 21.50c while other leading sellers continued to quote 19.50c, delivered Connecticut Valley. Lead advanced to a new record high of 14.80c to 14.85c, East St. Louis, compared with the previous high of 12.00c, East St. Louis, in 1917. Silver continued its spectacular rise, selling up to 86.25c, representing a 15 1/2 cent advance in less than two weeks. This is the highest price attained in the open domestic market since 1920 when \$1.37 per ounce was quoted. Other major nonferrous metal prices held unchanged.

COPPER—The House Ways and Means Committee last week agreed without a formal vote to recommend legislation suspending for three years the 4-cent a pound tariff on copper imports.

According to Washington sources, the British government will increase its selling price of copper on the world market by £10, or about \$40 a ton. Northern Rhodesian mines have been adversely affected by a shortage of coal. All mining operations at the Rhokana copper mine were closed down last week due to scarcity of coal.

LEAD — American Smelting & Refining Co. and St. Joseph Lead Co. raised prices 1 cent a pound last week to the basis of 15.00c, New York, and 14.80c to 14.85c, East St. Louis. In making the increase, American Smelting stated that since other sellers of imported lead are reported to have sold at the equivalent of 15.00c a pound, New York, the action was taken to bring the company's price in line.

Reaction in London to the American price advance was that it strengthens the belief that a further advance in the United Kingdom quotation will be made. The American quotation is equal to £83 15s and brings the Australian price

Advances posted in copper, lead and silver on active demand . . . Tin stocks continue to decline

to around £75 to £78 a ton, fob port, compared with the official level in London of £70 delivered.

Lead products, including sheet, pipe and lead oxides advanced 1 cent a pound here while corresponding adjustments were made in the extras for lead traps, bends and combination lead and iron bands and ferrules, and combination lead and iron ferrules.

ALUMINUM — Although this year's estimated aluminum production of 1.1 billion pounds will be more than three times that of 1939, output will fall short of the estimated 1947 requirements of 1.6 billion pounds, according to the Civilian Production Administration. Greater use of aluminum in prefabricated home building and the utilization of the metal for many new purposes keep its demand at a level far above prewar days.

Corrugated aluminum sheet is used for farm and industrial roofing and siding, and manufacturers predict that 2 million aluminum residential windows will be made in 1947. Thousands of aluminum boats, canoes, and sailboats are being sold monthly. Truck and trailer and bus manufacturers are calling for more aluminum to use in body and axle construction. Automotive and diesel pistons are made of aluminum, and the use of the metal for bearings and bushings is growing monthly. Twelve states will be using aluminum license plates during 1947-48.

Postwar domestic refrigerators will average five times as much aluminum per unit as prewar models, manufacturers predict, and a large quantity of the metal is going into clothesline wire, clothes pins, cigarette lighters, toothpaste and shaving cream tubes, milk bottle caps, and into foil packaging.

Bottlenecks blamed by CPA for holding production below the all-time high of 1.8 billion pounds produced in 1943 are: Lack of enough soda ash to meet capacity operating requirements; inability to buy electric power which will keep aluminum plants running at an economical rate; and fabricating differences between aluminum for military use and aluminum for civilian consumption have slowed down production. The Lister Hill, Alabama, plant which extracted alumina from bauxite ore during the war is idle while the following five aluminum plants also stand idle: Burlington, N. J., Los Angeles, Riverbank, Calif., Maspeth, N. Y., and St. Lawrence, N. Y.

TIN — Even with continuation of use controls, CPA estimates that the government's reserve stocks of tin, exclusive of those held for emergency stockpiling, will be exhausted by the end of 1947. It is evident that world production in 1947 will fall far short of consumption, even at controlled levels, making necessary large withdrawals from stocks. Total tin stocks in this country declined by nearly 14,000 tons in 1946. Because industry stocks already were at minimum working levels, the entire drop was in government stocks.

SILVER — Handy & Harman raised its official New York price for silver to 86.25c last week while the London market advanced to 49d for spot and 49d 6s for forward metal. Strength in the domestic market was attributed mainly to continued demand from abroad plus a satisfactory volume of buying from American makers of sterling silver flatware.

ZINC — Activity in the domestic zinc market remained quiet last week with producers holding prices unchanged on the basis of 10.50c, East St. Louis, for prime western. New Jersey Zinc Co. issued a new price list showing advanced prices for its 35 per cent and 50 per cent leaded zinc oxides, based on 14-cent lead and, hence, subject to further revision.

NONFERROUS METAL PRICES

Copper: Electrolytic, carlots 19.50c-21.50c, del. Conn.; Lake, 21.62½c, del. Conn. Dealers may add ¼c for 5000 lb to carload; 1c, 1000-4999 lb; 1½c, 500-999 lb; 2c, 0-499 lb. Casting, 19.25c-21.25c, refinery, 20,000 lb or more; 19.50c-21.50c, less than 20,000 lb.

Brass Ingot: 85-5-5-5 (No. 115) 21.50c; 88-10-2 (No. 215) 26.25c; 80-10-10 (No. 305) 24.50c; No. 1 yellow (No. 405) 17.00c; carlot prices, including 25c per 100 lb freight allowance; add ¼c for less than 20 tons.

Zinc: Prime western 10.50c, brass special 10.75c, intermediate 11.00c, E. St. Louis; high grade 11.50c, del., carlots. For 20,000 lb to carlots add 0.15c; 10,000-20,000 lb 0.25c; 2000-10,000 lb 0.4c; under 2000 lb 0.50c.

Lead: Common 14.80c-14.85c, chemical 14.90c, corroding 14.90c, E. St. Louis for carlots.

Primary Aluminum: 99% plus, ingots 15.00c del., pigs 14.00c del.; metallurgical 94% min. 13.50c del. Base 10,000 lb and over; add ¼c 2000-9999 lb; 1c less through 2000 lb.

Secondary Aluminum: Piston alloy (No. 122 type) 16.37½c; No. 12 foundry alloy (No. 2 grade) 15.62½c; steel deoxidizing grades, notch bars, granulated or shot: Grade 1 (95-97½%) 17.00c; grade 2 (92-95%) 16.00c; grade 3 (90-92%) 15.25c; grade 4 (85-90%) 14.75c. Above prices for 30,000 lb or more; add ¼c 10,000-30,000 lb; ½c 5000-10,000 lb; ¾c 1000-5000 lb; 1½c less than 1000 lb. Prices include freight at carload rate up to 75c per 100 lb.

Magnesium: Commercially pure (99.8%) standard ingots (4-notch, 17 lb) 20.50c per lb, carlots; 22.50c 100 lb to c.l. Extruded 12-in. sticks 34.00c-38.00c.

Tin: Prices ex-dock, New York in 5-ton lots. Add 1 cent for 2240-11,199 lb, 1½c 1000-2239, 2½c 500-999, 3c under 500. Grade A, 99.8% or higher (includes Straights), 70.00c; Grade B, 99.8% or higher, not meeting specifications for Grade A, with 0.05% max. arsenic, 69.87½c; Grade C, 99.65-99.79% incl. 69.62½c; Grade D, 99.50-99.64% incl., 69.50c; Grade E, 99-99.49% incl. 69.12½c. Grade F, below 99% (for tin content), 69.00c.

Antimony: American bulk carlots fob Laredo, Tex., 99.0% to 99.8% and 99.8% and over but not meeting specifications below, 28.25c; 99.8% and over (arsenic, 0.05% max.; other impurities, 0.1% max.) 28.75c. On producers' sales add ¼c for less than carload to 10,000 lb; ½c for 9999-224 lb; and 2c for 223 lb and less; on sales by dealers, distributors and jobbers add ¼c, 1c, and 3c, respectively.

Nickel: Electrolytic cathodes, 99.9%, base sizes at refinery, unpacked 35c lb; 25 lb pigs produced from electrolytic cathodes 36.50c lb; shot produced from electrolytic cathodes 37.50c lb; "F" nickel shots or ingots for additions to cast iron 35.50c lb. Prices include import duty.

Mercury: Open market, spot, New York, \$86-\$90 per 76-lb flask.

Arsenic: Prime, white, 99%, carlots, 4.00c lb.

Beryllium-Copper: 3.75-4.25% Be, \$14.75 per lb contained Be.

Cadmium: Bars, ingots, pencils, pigs, plates, rods, slabs, sticks, and all other "regular" straight or flat forms \$1.50-\$1.75 lb, del.; anodes, balls, discs and all other special or patented shapes, \$1.55-\$1.80.

Cobalt: 97-98%, \$1.50 lb for 550 lb (keg); \$1.52 lb for 100 lb (case); \$1.57 lb under 100 lb.

Gold: U. S. Treasury, \$35 per ounce.

Iridium: 99.9%, \$2.25 per troy ounce.

Silver: Open market, N. Y. 86.25c per ounce.

Platinum: \$57-\$61 per ounce.

Palladium: \$24 per troy ounce.

Iridium: \$110 per troy ounce.

Rolled, Drawn, Extruded Products

(Copper and brass products prices based on 19.50c, Conn., for copper. Freight prepaid on 100 lb or more.)

Sheet: Copper 30.93c; Yellow brass 27.53c; commercial bronze, 95% 31.07c, 90% 30.56c; red brass, 85% 29.53c, 80% 29.02c; best quality 28.44c; Everdur, Duronze, Herculey or equiv., cold-drawn, 35.79c; nickel silver, 18%, 39.82c; phosphor bronze, grade A, 5%, 48.82c.

Rods: Copper, hot rolled 27.28c, cold drawn 28.28c; yellow brass, free cutting, 22.28c, not free cutting 27.22c; commercial bronze, 95% 30.76c, 90% 30.25c; red brass, 85% 29.22c, 80% 28.71c; best quality 28.13c.

Seamless Tubing: Copper 30.97c; yellow brass 30.29c; commercial bronze 90% 32.97c; red brass 85% 32.19c, 80% 31.68c; best quality brass 30.85c.

Copper Wire: Bare, soft, fob eastern mills, carlots 25.52c-27.72c, less carlots 26.02c-28.22c; weatherproof, fob eastern mills carlot 26.42c-28.12c, less carlots 26.92c-28.62c; magnet, delivered, carlots 28.93c-31.13c, 15,000 lb or more 29.18c-31.38c, less carlots 29.68c-31.88c.

Aluminum Sheets and Circles: 2s and 3s flat mill finish, base 30,000 lb or more del.; sheet widths as indicated; circle diameter 9" and larger:

Gage	Width	Sheets	Circles
.249"-7	12"-48"	22.70c	25.20c
8-10	12"-48"	23.20c	25.70c
11-12	26"-48"	24.20c	27.00c
13-14	26"-48"	25.20c	28.50c
15-16	26"-48"	26.40c	30.40c
17-18	26"-48"	27.90c	32.90c
19-20	24"-42"	29.80c	35.30c
21-22	24"-42"	31.70c	37.20c
23-24	3"-24"	25.60c	29.20c

Lead Products: Prices to jobbers: Sheets, full rolls, 140 sq ft or more, 18.25c; add per hundredweight, 25c, 80 to 140 sq ft; 50c, 20 to 80 sq ft; 75c, 10 to 20 sq ft and circles. Pipe: Full coils 17.50c; cut coils 17.75c. Lead Traps and Bends: List plus 42%.

Zinc Products: Sheet, 15.50c, fob mill, 36,000 lb and over. Ribbon zinc in coils, 14.50c, fob mill, 36,000 lb and over. Plates, not over 12-in., 13.25-13.50c; over 12-in., 14.25-14.50c.

Plating Materials

Chromic Acid: 99.75%, flake, del., carloads, 20.00c; 5 tons and over, 25.00c; 1 to 5 tons, 21.00c; less than 1 ton, 21.50c.

Copper Anodes: In 500-lb lots, fob shipping point, freight allowed, cast oval, over 15 in., 36.87½c; flat untrimmed, 36.87½c; electro-deposited, 30.62½c.

Copper Carbonate: 52-54% metallic Cu, 250 lb barrels, nom.

Copper Cyanide: 70-71% Cu, 100-lb kegs or bbls, 41.50c fob Niagara Falls.

Sodium Cyanide: 96-98%, ½-oz balls, in 100 or 200 lb drums, 1 to 400 lb, 16.00c, 500 lb and over, 15.00c, fob Cleveland; 1 cent less, fob Niagara Falls.

Nickel Anodes: Cast and rolled carbonized, carloads, 48.00c; 10,000 to 30,000 lb, 49.00c; 30,000 to 10,000 lb, 50.00c; 500 to 3000 lb, 51.00c; 100 to 500 lb, 53.00c; under 100 lb, 56.00c; add 1 cent for rolled depolarized.

Nickel Chloride: 100-lb kegs, 22.00c; 275-lb bbls, 22.00c.

Tin Anodes: Bar, 1000 lb and over 82.50c; 500 to 1000 lb, 83.00c; 200 to 500 lb, 83.50c; less than 200 lb, 84.00c; ball, 1000 lb and over, 84.75c, 500 to 1000 lb, 85.25c, 200 to 500 lb, 85.75c; less than 200 lb, 86.25c, fob Seward, N. J.

Tin Chloride: 400 lb bbls, nom., fob Grassell, N. J.; 100 lb kegs, nom.

Sodium Stannate: In 100 or 200 lb drums, 49.00c; 4 to 11 kegs, 47.00c; 12 to 20 kegs, 44.30c; 21 kegs and over, 43.50c; in 350-lb bbl, 46.50c; 4 to 5 bbls, 43.80c; 6 bbls and over, 43.00c; fob Chicago, freight allowed east of Mississippi on 100 lb and over.

Zinc Cyanide: 100-lb drums, 35.00c, fob Cleveland; 34.00c, fob Niagara Falls.

Scrap Metals

BRASS MILL ALLOWANCES

Prices for less than 15,000 lb fob shipping point. Add ¼c for 15,000-40,000 lb; 1c for 40,000 or more.

	Clean Heavy	Rod Ends	Clean Turnings
Copper	17.125	17.125	16.375
Yellow brass	13.750	13.250	12.875

Commercial Bronze			
95%	15.875	15.625	15.125
90%	15.750	15.500	15.000

Red brass			
85%	15.500	15.250	14.750
80%	15.375	15.125	14.625
Best Quality (71-79%)	14.625	14.375
Muntz Metal	12.875	12.625	12.125
Nickel silver, 5%	14.500	14.250	7.250
Phos. bronze, A. B.	18.125	17.875	16.875
Naval brass	13.250	13.000	12.500
Manganese bronze	13.250	13.000	12.375

BRASS INGOT MAKERS' BUYING PRICES

(Cents per pound, fob shipping point, carload lots)

No. 1 copper 17.75, No. 2 copper 16.75, light copper 15.75, composition red brass 16.75, auto radiators 13.75, heavy yellow brass 12.25, brass pipe 12.75.

REFINERS' BUYING PRICES

(Cents per pound, delivered refinery, carload lots)

No. 1 copper, 19.25c; No. 2 copper, 17.75-18.25c; light copper 16.75-18.25c; refinery brass (60% copper), per dry copper content, 17.62½c.

DEALERS' BUYING PRICES

(Cents per pound, New York, in ton lots or more)

Copper and Brass: Heavy copper and wire, No. 1 15.50-16.00; No. 2 14.50-15.00; light copper 13.50-14.00, No. 1 composition red brass 14.00-14.50, No. 1 composition turnings 13.00-13.50, mixed brass turnings 9.50-10.00, new brass clippings 13.00-13.50, No. 1 brass rod turnings 11.75-12.25, light brass 8.00-8.50, heavy yellow brass 10.00-10.50, new brass rod ends 12.00-12.50, auto radiators, unsweated, 11.00-11.50, clean red car boxes 12.50-13.00, cocks and faucets 11.75-12.00, brass pipe 11.50-11.75.

Lead: Heavy lead 11.75-12.00, battery plates 7.00-7.25, linotype and stereotype 14.00, electrolytic 12.00, mixed babbitt 12.50, solder joints 14.00.

Zinc: Old zinc 5.50-6.00, new die cast scrap 4.50-5.00, old die cast scrap 3.50-4.00.

Tin: No. 1 pewter 44.00-45.00, block tin pipe 60.00-62.00, auto babbitt 35.00-36.00, No. 1 babbitt 35.00-38.00, siphon tops 38.00-40.00.

Aluminum: Clippings, 2S, 9.50-10.00, old sheets 7.50-8.00, crankcases 7.50-8.00, turnings 3.00, pistons, free of struts, 6.75-7.00.

Nickel: Anodes 19.50-20.50, turnings 16.50-17.50, rod ends 19.00-20.00.

Monel: Clippings 14.00-15.00, turnings 9.00, old sheet 12.00-13.00, rods 12.50-13.00, castings 10.00.

OPEN MARKET PRICES, IRON AND STEEL SCRAP

Prices are dollars per gross ton, including broker's commission, delivered at consumer's plant except where noted.

***PITTSBURGH:**

No. 1 Heavy Melt. Steel	\$35.00
No. 2 Heavy Melt. Steel	35.00
No. 1 Busheling	35.00
Nos. 1, 2 & 3 Bundles	35.00
Machine Shop Turnings	28.50-29.50
Mixed Borings, Turnings	28.50-29.50
Short Shovel Turnings	30.00-31.00
Cast Iron Borings	29.00-30.00
Bar Crops and Plate	38.00-39.00
Low Phos. Cast Steel	38.00-39.00
Punchings & Plate Scrap	38.00-39.00
Elec. Furnace Bundles	36.00-36.50
Heavy Turnings	34.00-34.50
Alloy Free Turnings	34.00-34.50
Cut Structural	38.00-38.50
No. 1 Chemical Borings	33.50-36.50

Cast Iron Grades

No. 1 Cupola	42.00-43.00
Charging Box Cast	38.00-38.50
Heavy Breakable Cast	35.50-36.50
Stove Plate	42.00-43.00
Unstripped Motor Blocks	40.50-41.50
Malleable	45.00-46.00
Brake Shoes	31.00-34.50
Clean Auto Cast	46.00-48.00
No. 1 Wheels	40.00-41.00
Burnt Cast	35.00-36.00

Railroad Scrap

No. 1 R.R. Heavy Melt.	35.00
R.R. Malleable	45.00-46.00
Axles	41.00-42.00
Rails, Rerolling	38.00-39.00
Rails, Random Lengths	35.50-38.00
Rails, 3 ft. and under	37.50-41.50
Rails, 18 in. and under	38.75-43.00
Railroad Specialties	38.50-42.50
Uncut Tires	38.50-40.50
Angles, Splice Bars	37.00-42.00

* Prices for steelmaking grades from remote points range up to \$40, including \$7 to \$8 freight.

CLEVELAND:

No. 1 Heavy Melt. Steel	\$32.50
No. 2 Heavy Melt. Steel	32.50
No. 1 Busheling	32.50
Nos. 1 & 2 Bundles	32.50
Machine Shop Turnings	27.50
Mixed Borings, Turnings	27.50
Short Shovel Turnings	28.00
Cast Iron Borings	25.50-26.50
Bar Crops and Plate	35.00
Cast Steel	35.00
Punchings & Plate Scrap	35.00
Elec. Furnace Bundles	33.50
Heavy Turnings	30.00
Alloy Free Turnings	28.50
Cut Structural	35.00
No. 1 Chemical Borings	29.50

Cast Iron Grades

No. 1 Cupola	46.00
Charging Box Cast	42.00
Heavy Breakable Cast	44.00-46.00
Stove Plate	40.00
Unstripped Motor Blocks	42.00
Malleable	44.00-46.00
Brake Shoes	35.00
Clean Auto Cast	45.00
No. 1 Wheels	38.00
Burnt Cast	34.00

Railroad Scrap

No. 1 R.R. Heavy Melt.	32.50
R. R. Malleable	45.00
Rails, Rerolling	35.00-36.00
Rails, Random Lengths	38.00-39.00
Rails, 3 ft. and under	39.00
Railroad Specialties	30.50
Uncut Tires	36.50
Angles, Splice Bars	28.50

VALLEY:

No. 1 Heavy Melt. Steel	\$35.00
No. 2 Heavy Melt. Steel	35.00
No. 1 Bundles	35.00
Machine Shop Turnings	29.00
Short Shovel Turnings	30.00
Cast Iron Borings	29.00

Railroad Scrap

No. 1 R.R. Heavy Melt.	35.00
------------------------	-------

MANSFIELD:

No. 1 Heavy Melt. Steel	\$35.00
Machine Shop Turnings	30.00
Short Shovel Turnings	32.00

CINCINNATI:

No. 1 Heavy Melt. Steel	\$34.00-35.00
No. 2 Heavy Melt. Steel	34.00-35.00
No. 1 Busheling	34.00-35.00
No. 1 Bundles	34.00-35.00
No. 2 Bundles	34.00-35.00
Machine Shop Turnings	25.00
Mixed Borings, Turnings	23.00
Short Shovel Turnings	26.00
Cast Iron Borings	26.00

Cast Iron Grades

No. 1 Cupola Cast	42.00
Charging Box Cast	35.00
Heavy Breakable Cast	37.00
Stove Plate	32.00
Unstripped Motor Blocks	32.00
Brake Shoes	28.00
Clean Auto Cast	40.00

Railroad Scrap

No. 1 R.R. Heavy Melt.	34.00-35.00
R.R. Malleable	45.00
Rails, Rerolling	40.00
Rails, Random Lengths	40.00
Rails, 18 in. and under	45.00

DETROIT:

(Dealers buying prices, fob shipping point)

No. 1 Heavy Melt. Steel	\$34.00-34.50
No. 1 Busheling	34.00-34.50
Nos. 1 & 2 Bundles	34.00-34.50
No. 3 Bundles	34.00-34.50
Machine Shop Turnings	26.00-26.50
Mixed Borings, Turnings	26.00-26.50
Short Shovel Turnings	27.00-27.50
Cast Iron Borings	27.00-27.50
Punchings & Plate Scrap	37.00-38.00

Cast Iron Grades

No. 1 Cupola Cast	\$39.00-41.00
Heavy Breakable Cast	32.00-34.00
Clean Auto Cast	39.00-41.00

BUFFALO:

No. 1 Heavy Melt. Steel	\$35.00
No. 2 Heavy Melt. Steel	35.00
No. 1 Busheling	35.00
Nos. 1 & 2 Bundles	35.00
No. 3 Bundles	30.00-31.00
Machine Shop Turnings	28.00-29.00
Mixed Borings, Turnings	28.00-29.00
Short Shovel Turnings	30.00-31.00
Cast Iron Borings	27.00-28.00
Punchings & Plate Scrap	36.00-38.00
Elec. Furnace Bundles	35.50-36.50
Alloy Free Turnings	33.00-34.00

Cast Iron Grades

No. 1 Cupola Cast	38.00-42.00
Charging Box Cast	36.50-38.50
Stove Plate	38.00-40.00
Malleable	40.00-42.00
Clean Auto Cast	38.00-42.00
No. 1 Wheels	38.00-40.00

PHILADELPHIA:

No. 1 Heavy Melt. Steel	\$38.50-40.00
No. 2 Heavy Melt. Steel	38.50-40.00
No. 1 Busheling	38.50-40.00
No. 1 & No. 2 Bundles	38.50-40.00
No. 3 Bundles	35.50-36.00
Machine Shop Turnings	29.00-30.00
Mixed Borings, Turnings	28.00-29.00
Short Shovel Turnings	29.00-30.00
Cast Iron Borings	29.00-30.00
Bar Crops and Plate	41.50-43.00
Cast Steel	41.50-43.00
Punchings & Plate Scrap	41.50-43.00
Elec. Furnace Bundles	40.00-41.00
Heavy Turnings	37.50-39.00
Cut Structural	40.00-41.00
No. 1 Chemical Borings	36.50-37.00

Cast Iron Grades

No. 1 Cupola Cast	50.00
Charging Box Cast	46.00-47.00
Heavy Breakable Cast	46.00-47.00
Unstripped Motor Blocks	44.00-44.50

Malleable	50.00-51.00
Clean Auto Cast	47.50-48.00
No. 1 Wheels	47.50-48.00

NEW YORK:

(Dealers buying prices, fob shipping point)

No. 1 Heavy Melt. Steel	\$35.75
No. 2 Heavy Melt. Steel	35.75
No. 1 Busheling	35.75
Nos. 1 & 2 Bundles	35.75
No. 3 Bundles	33.75
Machine Shop Turnings	26.00
Mixed Borings, Turnings	26.00
Short Shovel Turnings	28.00
Punchings & Plate Scrap	37.00
Elec. Furnace Bundles	36.00-37.00
Cut Structural	37.00
No. 1 Chemical Borings	28.00

Cast Iron Grades

No. 1 Cupola Cast	42.00-43.00
Charging Box Cast	41.00-42.00
Unstripped Motor Blocks	40.00
Malleable	43.00-44.00

BOSTON:

(Fob shipping point)

No. 1 Heavy Melt. Steel	\$31.00-32.00
No. 2 Heavy Melt. Steel	31.00-32.00
No. 1 Busheling	31.00-32.00
Nos. 1 & 2 Bundles	31.00-32.00
Machine Shop Turnings	25.00-26.00
Mixed Borings, Turnings	24.00-25.00
Short Shovel Turnings	27.00-28.00
Bar Crops and Plate	33.00-34.00
Punchings & Plate Scrap	32.50-33.50
No. 1 Chemical Borings	25.00-26.00

Cast Iron Grades

No. 1 Cupola Cast	42.00-45.00
Charging Box Cast	40.00-41.00
Heavy Breakable Cast	42.00-44.00
Stove Plate	39.00-40.00
Clean Auto Cast	44.00-46.00

CHICAGO:

No. 1 Heavy Melt. Steel	\$32.50
No. 2 Heavy Melt. Steel	32.50
Nos. 1 & 3 Bundles	32.50
No. 3 Bundles	30.50
Machine Shop Turnings	27.00-28.00
Mixed Borings, Turnings	27.00-28.00
Short Shovel Turnings	28.00-29.00
Cast Iron Borings	28.00-29.00
Bar Crops and Plate	35.00
Cast Steel	35.00
Punchings	35.00
Elec. Furnace Bundles	33.50
Heavy Turnings	32.00
Cut Structural	35.00

Cast Iron Grades

No. 1 Cupola Cast	40.00-45.00
Malleable	40.00-45.00
Clean Auto Cast	35.00-40.00

Railroad Scrap

No. 1 R.R. Heavy Melt.	33.50
Rails, Rerolling	38.00-39.00
Rails, Random Lengths	37.00-38.00
Rails, 3 ft. and under	40.00-41.00
Rails, 18 in. and under	41.00-42.00
Railroad Specialties	37.00-39.00
Angles, Splice Bars	36.00-38.00

ST. LOUIS:

No. 1 Heavy Melt. Steel	\$32.25-33.00
No. 2 Heavy Melt. Steel	32.25-33.00
Machine Shop Turnings	27.25-27.75
Short Shovel Turnings	29.25-29.75

Cast Iron Grades

(Fob shipping point)

No. 1 Cupola Cast	35.00-37.00
Charging Box Cast	30.00-35.00
Heavy Breakable Cast	30.00-32.00
Stove Plate	29.00-34.00

Brake Shoes	28.75-31.00
Clean Auto Cast	35.00-37.00
No. 1 Wheels	34.50-36.50
Burnt Cast	25.00-30.00

Railroad Scrap

R.R. Malleable	41.00-42.00
Rails, Rerolling	40.00-42.00
Rails, Random Lengths	37.00-40.00
Rails, 3 ft. and under	40.00-43.00
Uncut Tires	34.50-36.50
Angles, Splice Bars	37.00-38.00

BIRMINGHAM:

No. 1 Heavy Melt. Steel	\$32.50-33.00
No. 2 Heavy Melt. Steel	32.50-33.00
No. 1 Busheling	32.50-33.00
Nos. 1 & 2 Bundles	32.50-33.00
Long Turnings	23.00-23.50
Short Shovel Turnings	27.50-28.00
Cast Iron Borings	22.00-22.50
Bar Crops and Plate	34.00-34.50
Punchings & Plate Scrap	34.00-34.50
Cut Structural	34.00-34.50

Cast Iron Grades

No. 1 Cupola Cast	39.00-40.00
Stove Plate	35.00-36.00
No. 1 Wheels	38.00-39.00

Railroad Scrap

No. 1 R.R. Heavy Melt	29.50-30.00
R.R. Malleable	37.50-38.00
Axles, Steel	35.50-36.00
Rails, Rerolling	41.00-42.00
Rails, Random Length	33.00-34.00
Rails, 3 ft. and under	36.00-37.00
Angles and Splice Bars	37.00-38.00

SAN FRANCISCO:

No. 1 Heavy Melt. Steel	*\$19.04
No. 2 Heavy Melt. Steel	*19.04
No. 1 Busheling	*19.04
Nos. 1 & 2 Bundles	*19.04
No. 3 Bundles	*17.04
Machine Shop Turnings	*12.54
Bar Crops and Plate	18.00
Cast Steel	18.00
Alloy Free Turnings	8.00
Cut Structural	20.00-20.50
Tin Can Bundles	17.00

Railroad Scrap

Axles	26.50
Rails, Random Lengths	21.00
Uncut Tires	28.00

* Fob California shipping point.

SEATTLE:

No. 1 Heavy Melt. Steel	\$20.00
No. 2 Heavy Melt. Steel	20.00
No. 1 Busheling	20.00
Nos. 1 & 2 Bundles	20.00
No. 3 Bundles	18.00
Machine Shop Turnings	11.50
Mixed Borings, Turnings	11.50
Punchings & Plate Scrap	21.50
Cut Structural	21.50

Cast Iron Grades

No. 1 Cupola Cast	27.50
Charging Box Cast	22.50
Heavy Breakable Cast	21.50
Stove Plate	25.50
Unstripped Motor Blocks	21.50
Malleable	27.50
Brake Shoes	27.50
Clean Auto Cast	27.50
No. 1 Wheels	24.00

Railroad Scrap

No. 1 R. R. Heavy Melt	20.00
Railroad Malleable	27.50
Rails, Random Lengths	20.00
Angles and Splice Bars	21.50

LOS ANGELES:

No. 1 Heavy Melt. Steel	\$16.50
No. 2 Heavy Melt. Steel	15.50
Nos. 1 & 2 Bundles	14.50
Machine Shop Turnings	8.00
Mixed Borings, Turnings	8.00

Cast Iron Grades

No. 1 Cupola Cast	30.00
-------------------	-------

Sheets, Strip . . .

Pressure for strip eases slightly as consumer buying resistance stiffens

Sheet & Strip Prices, Page 138


Boston—Buyers' resistance is developing in one modest industry—the manufacture of baby carriages—portending an influence on hot strip demand in second quarter in way of deferments, a factor which may affect the third. This resistance originates at retail-consumer points, but is filtering down to carriage assembly plants with curtailments in production schedules; consequently, pressure for strip is easier. Baby carriages take an average of 30 pounds of steel; narrow strip is the leading item, balance being small bars, springs, tubing and miscellaneous products. In other directions, pressure for narrow cold strip is unabated with backing and filling over price stabilization and uniformity confounding buyers. This, up to now at least, includes carbon range variations, application of extras, edge finish and minor charges—even base prices for Worcester. Need for sheets, light gages especially, is as great as ever, notably with producers of stamped products. Fabricators of flat-rolled are some times billing two prices for parts, preliminary quotation at time of shipment and supplemental price after cost accounting, indicating uncertainty on costs, including steel. While involving relatively limited tonnage, enough premium price flat-rolled is appearing, even in light gages, to add confusion to the price situation.

New York—Sheet sellers are adjusting their second quarter quotas so as to provide adequate tonnage for the housing program. Various sellers had set up quotas originally without too much regard for second quarter needs for this work because they were not sure as to what the general policy of the government might be. However, when the steel producers agreed to voluntarily meet essential requirements and the government therefore agreed to withdraw mandatory control, at least for the most part, a number of mills found it necessary to step up their quotas, and are doing so where they are convinced that the steel is to be moved definitely into essential housing work. They are taking special pains to prevent diversion of portions of the tonnage into other channels and especially into the black market.

Pittsburgh — No letup in heavy pressure for prompt mill shipment of sheets and strip is in sight. Production has been well sustained to date this year and overall output is scheduled to be augmented considerably as additional production facilities are placed in operation. However, sellers see no easing in demand in immediate months ahead, for output is falling far short of present needs. Distribution of steel products for the federal housing program next quarter will match first-quarter shipments by product on a tonnage basis, but will not necessarily follow similar distribution patterns among various consumers.

Chicago—Scarcity of steel sheets is working hardships on many metal fabricating plants, and curtailed operations are becoming more numerous. Some are trying to find means to go from 5-day to 4-day work weeks, but in doing so are faced with threats of unions that they will demand pay for five days. Some

BAKER TRUCK *triples storage space*
CUTS HANDLING TIME AND LABOR COSTS




1. Stock arrives in box cars, in 30" and 50" rolls, and varying lengths and widths. 36" rolls weigh from 300 to 1000 lbs.; 50" rolls weigh 1000 to 3000 lbs. Illustration shows Baker Truck placing bridge plate in position prior to unloading.




2. The same truck unloads 50" rolls directly from incoming cars and transports them to storage. Rolls are usually stowed in cars two wide and two high.

For the **FORT NIAGARA**
CORRUGATED BOX DIVISION
of the
ROBERT GAIR COMPANY
North Tonawanda, N. Y.


*No Man-Handling
from box car to
production!*



3. 36" rolls arrive in separate cars, and are unloaded onto a platform with incline leading into plant, where they are removed by the Baker Truck and taken to storage.



4. Baker Truck tiers rolls horizontally to ceiling height, 50" rolls three high and 36" rolls four high. Thus the truck more than triples the value of storeroom floor space. Bottom rolls are placed on 2" boards to permit entrance of forks.



6. Rolls needed for production are transferred from Baker truck onto steel dollies with concave decks matching contour of rolls. Dollies run on narrow-gauge tracks extending to the roll stands.




5. Detiering of rolls is accomplished by positioning truck with fork backs against bottom roll, removing wedge block, and releasing brake which allows two top rolls to lower into position. Before taking roll away, new bottom roll is wedged.

Let the Baker Material Handling Engineer show you how an integrated material flow system can make similar savings in your plant.

BAKER INDUSTRIAL TRUCK DIVISION of *The Baker-Raulang Company*
2167 WEST 25TH STREET • CLEVELAND, OHIO
In Canada: Railway and Power Engineering Corporation, Ltd.

Baker INDUSTRIAL TRUCKS

HELP *Speed* PRODUCTION SCHEDULES



with
DETROIT
— *Power* —
SCREWDRIVERS

Amazing speed—ease of operation!—
Will drive standard machine screws,
sheet metal screws, self-tapping screws
with standard round, flat, binder, fillis-
ter, or hex heads and special heads.

**DRIVES SCREWS AT
ONE SECOND EACH**

**ALL SCREWS DRIVEN
TO UNIFORM TENSION**

**NO MARRING OF
HEADS**

MODEL B PICTURED

drives screws from No. 6 to No. ¼ in
lengths 3/16 to 1½ inches.

2 Other Models. Model A drives
screws from No. 2 x ¼ to No. 6 x ¾.
Model C, from No. ¼ to ¾.

Motorized **HOPPER UNITS**

*Speedy
Sturdy
Dependable*

USED WITH:

Presses, Centerless Grinders, Thread Rolling and Slotting
Machines, or Special Machine. Made in 4 diameters, 10",
12", 16" and 24".

FEED:

Screws, Screw Blanks, Rivets, Pins, Discs, Nuts, Bearing Rollers,
Steel Balls, Washers.

MADE IN 4 DIAMETERS: 10", 12", 16", 24"

Send Samples for Details and Prices



DETROIT POWER SCREWDRIVER CO.

2811 W. Fort Street
DETROIT 16, MICH.

sink manufacturers complain that they are unable to merchandise their products without cabinet bases, and these being unobtainable are retarding production of sinks. Some mills, finding car shortages restricting shipments of sheets, are urging their customers to obtain trucking options for such material which can be so delivered.

Birmingham — With cold-rolled sheet facilities under way in the district, considerable alleviation of an admittedly inadequate sheet supply is in the offing, although indications are that demand will continue to exceed supply. It is doubtful if any product of the district is in greater continuous demand than sheets, both for processing and roofing. As a matter of fact, lack of adequate sheet tonnage has materially hampered moderate industrial expansion in this section.

St. Louis — Despite strenuous efforts, sheet mills have been unable to pick up ground on rolling schedules and remain up to ten months behind on deliveries. May schedules are being rolled now. Books for 1947 remain closed and probably will not open until the backlog has been cut substantially. A new cold rolling mill due for completion next May will raise output of light gage sheets from the present 7000 tons monthly to 18,000.

Plates . . .

Plate Prices, Page 139

New York — Plate producers are re-adjusting their schedules for second quarter so as to meet requirements of the railroads and car builders for the construction of 7000 domestic freight cars per month, plus a certain amount of equipment repairs, and while 10,000 cars have been discussed it appears that they will not be called upon to supply any more for this work for at least the greater portion of the second quarter. Steel producers want car builders to get production up to 7000 cars first before definitely committing themselves to supply more steel. Some plate producers believe that the equipment shops will not, in fact, be able to reach 7000 before at least the second quarter. Meanwhile, the mills are booked up solidly for the second quarter, or as much longer as they care to promise delivery. At least one mill is practically out of the market for the remainder of the year, despite various cancellations that have been made recently in an effort to bring their order books in better balance with rolling schedules.

Boston — Allocation of steel for the freight carbuilding program can be spread over more mills for upper-structure requirements than is the case for substructure steel; two mills in the East must carry the load for wheels, axles and other foundation stock. For side, end and roof steel, plate mills are revising quotas to meet additional demands and plate fabricating shops can look for no increase in tonnage in the near future. As a matter of fact, the outlook is for less, notably in lighter gages. This hurts small tank fabricators and most miscellaneous industrial users.

Birmingham — Demand for plates in the South still places greatest emphasis on lighter gages with scant probability that mills will catch up on demand this year. Even so, a consistently large tonnage of heavy plates is moving to Gulf port shipbuilding and repair plants, and into structurals, although most of

the pressure comes from tank manufacturers and the district's freight car builder.

**Revised Extra List Issued
By Carnegie on Plates**

Revised extra card on hot-rolled carbon steel plates and floor plates has been issued by Carnegie-Illinois Steel Corp. The new card, dated Feb. 17, supersedes the list issued Jan. 3.

In the revised pamphlet the term "plain plates" is designated as including 0.180 in. or thicker, over 48 in. wide; 0.230 in. or thicker, over 6 in. wide; 7.35 lb per sq ft or heavier, over 48 in. wide; 9.62 lb per sq ft or heavier, over 6 in. wide.

Steel Bars . . .

Supply of bars 1½-inches and larger improves . . . Smaller sizes remain scarce

Bar Prices, Page 138



Boston—Although unbalanced inventories are causing some shipment deferments, up to 90 days on a few steel products, relatively small carbon bar tonnage is affected and then only in larger sizes of hot and cold-rolled. Mill schedules are crammed with small sizes but signs indicate an easing in heavier rounds, flats and squares which will gradually reach the lighter ranges through next quarter. In sizes making up the bulk of demand, prospects for larger tonnage to consumers over the next three months are slim, although in spots quotas are slightly higher. Supplies of alloys, stainless, most tool steels and some specialties are in balance with demand.

New York—Some of the larger cold drawers of carbon bars, who until recently had been selling on a quarterly quota basis, are now not only booking orders for third quarter, where the specifications are attractive, but for the fourth quarter as well. This is to meet competition of some of the smaller interests. On hot carbon bars, however, they are still adhering to a quarterly schedule, even though demand for the larger specifications continues to ease, indicating a generally softer outlook by next summer.

Philadelphia — Strong demand for small sizes continues to feature the carbon bar market, with supply far short of requirements. However, there is an appreciable easing in demand for the large specifications, and in time this should result in improved supply of small sized bars. Most trade interests, however, doubt if there will be any material betterment in the latter carbon ranges before summer. Meanwhile, delivery promises on alloy bars continue easy.

Pittsburgh—Bar mill production schedules have been adversely affected recently by critical shortage of industrial gas. Some easing in demand for large rounds is developing with sellers now offering fairly reasonable delivery promises. However, there is no indication of any let-up in pressure for early shipment promises in the smaller size ranges. Cold-finishers have made little headway against order backlogs in recent weeks due to frequent interruptions to production schedules. Demand for cold-drawn bars has recorded little change.

**3
point
service**



. . . for better precision grinding!

The use of straight oils for precision, production grinding is resulting in spectacular improvements in finish, and making it possible to grind within tolerances never before thought practicable. If you want better grinding, it will pay you to investigate the Stuart line of grinding oils.

To improve metal-working efficiency, take advantage of Stuart 3-point service:

1 The right oil for the job . . . every oil in the complete Stuart line is formulated for a specific purpose. Whatever the job, there is a Stuart oil to handle it best.

2 Sound engineering . . . Stuart engineers and laboratory technicians are neither text-book theorists nor self-taught handymen. They are practical oil men thoroughly schooled in their profession by study and first-hand experience.

3 Intelligent, specialized service . . . Stuart representatives have an intimate knowledge of metal-working oil requirements, and of the advantages of each Stuart oil. They will study your oil problems and help you solve them. For further information, write for "Grinding With Oil," a 12-page booklet.

ThredKut 99
... for grinding tough, stringy metals . . . makes grinding wheels "act harder."

SUPERKOOL 81X
... for precision grinding on metals in middle range of grinding hardness.

EXCELENE
... for grinding hard steels . . . makes grinding wheels "act softer."

D. A. Stuart Oil Co.
EST. 1865 LIMITED
2735½ SOUTH TROY STREET, CHICAGO 23, ILL.



STUART service goes with every barrel

Tin Plate . . .

Tin Plate Prices, Page 139

Pittsburgh—World tin production this year is expected to fall far short of that consumed even at present levels as limited under orders M-43 and M-81. On basis of this estimate, it is predicted that the government's reserve stock of tin, exclusive of that held for emergency stockpiling, will be nearly exhausted by close of this year. Production of tin mill products remains at practical capacity, although continued box car shortage is a threatening factor to present high operating rate. Overall tin plate supply likely will remain tight throughout 1947, despite an increase in production facilities scheduled for later this year.

Washington—Office of International Trade now permits exportation of metal beverage crowns made of tin plate, effective as of Feb. 24.

New York—American Can Co. announced last week that it will deliver metal containers at a rate of 85 per cent of the base selected by each customer under the 1947 allocation plan it outlined to the trade in January. Two of the usage bases call for 80 per cent of the area of tin plate, black plate and terre plate in metal containers listed in a customer's present contract schedule, which were shipped to him in 1945 or 1946. Two call for 100 per cent of the plate usage, as outlined, in either 1940 or 1941. Four other bases, affecting users, limited or excluded in their use of cans

by government restriction, whose business had increased sharply during the war and who previously had packed in metal containers, call for 80 per cent of either 1940 or 1941 usage adjusted to reflect growth in business as shown in 1945 or 1946.

Wire . . .

Wire Prices, Page 139

Chicago — Distributors of merchant wire and wire products are accepting second quarter allocations from producers in full and are pleading for more, since quantities are far short of consumers' requirements. An exception is light field fence. As to manufacturers' grades of wire, exceedingly heavy pressure continues for galvanized. Little of this product has been available this quarter, and prospects for second quarter are no better. With approach of spring, paving projects are coming to the fore, auguring mounting needs for mesh. In all probability, demand will exceed productive capacity the balance of this year. Inquiries for wire rope are more numerous, reflecting heavier operations by equipment manufacturers and fact that recent substantial inventories have been worked down.

Pittsburgh — Output of wire rods and wire products remained sharply curtailed last week, reflecting complete shut down of production facilities at American Steel & Wire Co.'s Donora plant due to shortage of industrial gas. Other wire mill production facilities were adversely affected to a lesser extent. Consumer pressure for deliveries of all wire products remains very heavy, and according to most producers will not be alleviated this year.

Tubular Goods . . .

Tubular Goods Prices, Page 139

Pittsburgh — Order backlogs on tube mills range between 3 and 4 months on alloy and stainless, 6 months on carbon. Reflecting extended mill delivery promises for standard pipe (into 1949 in some instances), tubing manufacturers report a number of requests to produce standard lighter weight pipe on tube mills, with customers willing to pay premiums up to \$50 a ton. Extent of the heavy pressure for oil country goods is indicated by the forecast that nearly 1000 more domestic wells will be drilled this year than in 1946. Export requirements also are steadily expanding, with producers able to supply but a fraction of overall needs.

Seattle—Cast iron pipe continues in a strong position, demand being active in spite of slow deliveries. New contracts are being accepted subject to deferred shipment, 12 months or more forward. Several major jobs are pending.

Structural Shapes . . .

Structural Shape Prices, Page 139

New York — Structural buying is heavier, and includes two 5600-ton veterans' hospitals and two 2000-ton boiler stations. A veterans' hospital in Brooklyn, involving 6600 tons, will be up for rebidding Mar. 17. Recent inquiries have been rather light, although there are a number of projects pending, including a 20-story loft at 40th St. and 8th



CARBON

13

The Houdry Process Corporation use a Multiple Unit Combustion Tube furnace in their experimental production of CARBON 13, a development of utmost importance to biological research and fundamental investigations in metabolism.

A Multiple Unit Combustion Tube Furnace in operation at The Houdry Process Corporation, Philadelphia.

In most chemical and analytical laboratories, where meticulous research is conducted, Multiple Unit Laboratory Furnaces are standard equipment . . . See your laboratory supply dealer—or send for descriptive bulletins.

HEVI DUTY ELECTRIC COMPANY

HEAT TREATING FURNACES **HEVI DUTY** ELECTRIC EXCLUSIVELY
MILWAUKEE, WISCONSIN

Ave., and a privately financed housing project in Grand St., on the east side of Manhattan. There is still hesitancy because of increasing costs for labor and materials, but once these costs become stabilized it is expected that many projects will be placed even though the average cost should be much higher than before the war, or even somewhat higher than it is now.

Boston—Indications are the slight increase in plain structural tonnage to fabricators, and some warehouses by one producer will be short-lived. Freight car demand, starting next quarter will be heavier and should mount steadily during the second half. Mills are still hampered with carry-overs and April shipments to warehouses will probably be lower. Most telephone exchange construction planned for this year is going ahead. Contracts are also being placed for several power plant projects in Maine. Considerable tonnage of structural steel is going into pulp and paper mill rehabilitation.

Chicago—Activity in fabricated structural steel holds at very low level, both award and inquiry-wise. Unable to obtain an adequate supply of plain material from mills, fabricators are running behind in shop schedules and with allocated tonnage earmarked against commitments already in hand, they display interest in only the most attractive of new projects. It does not appear likely that present level of business can be increased much for months to come. Largest job current here is 2000 tons for a new die casting plant in Hillside, Ill.; bids were taken Feb. 20 and award is expected within a few days.

Seattle — Operations of fabricating plants are hampered by inadequate inventories, coupled with a flow of plain materials from the mills at a rate that is below current needs. Some delayed shipments are arriving but a normal flow of materials is not expected until third quarter. Preference is given to small jobs in view of the supply situation.

Washington state has placed 100 tons for a bridge at Morton with Isaacson Iron Works, Seattle. Bidders have been asked to figure on about 2500 tons for an Army barracks at Ladd Field, Alaska, and other major tonnages are pending.

Reinforcing Bars . . .

Reinforcing Bar Prices, Page 138

Chicago — Pending jobs involving reinforcing steel in excess of 100 tons have narrowed down to a mere handful and new inquiry is almost negligible. Some on which bids were taken weeks ago have not as yet been awarded because of steel shortage. Projects requiring only a few tons, however, are comparatively numerous and on these distributors are centering their attention. Paving jobs are becoming more numerous with the approach of spring and this activity is expected to expand considerably in the weeks ahead, with resultant strong demand for mesh. It is likely that total requirements will exceed production capacity for remainder of the year.

Seattle—Rolling mills are operating steadily but backlogs are not being appreciably reduced, new business being about equal to output. A heavy volume of small orders is being booked, preference given to regular customers and public works. Several projects involving reinforcing bars are to be placed soon.

Pig Iron . . .

\$2.50 to \$4 price advance narrows disparity between scrap and pig iron prices

Pig Iron Prices, Page 140

Pittsburgh—Commercial aspect of the wide disparity between scrap and pig iron prices is believed the major reason behind the \$2.50 to \$4 per ton advance recently announced by most merchant pig iron producers. Increased iron ore and coke costs were important factors for latest price action, but fact that some cast scrap grades were selling at more than \$10 per ton above pig iron in contrast to the normal price relationship of

slightly below iron, was believed chief reason for advancing pig iron prices.

The Neville Island, Pa., merchant producers advanced prices on all grades \$3 per gross ton effective on shipments Mar. 1; while similar increases were put into effect by producers in Youngstown area. The new prices fob cars Neville Island, Pa., are: Basic, \$33 per ton; No. 2 foundry and malleable, \$33.50; and bessemer, \$34.

Philadelphia — The Swedeland, Pa., pig iron producer has advanced prices on No. 2 foundry, bessemer and malleable \$4 a ton, and is applying a temporary increase on basic, based on the replacement value of scrap required for the company's open hearth consumption at Conshohocken, Pa. As this base price is subject to fluctuation, STEEL is drop-



Where space is at a premium, and heat removal must be accomplished with a small, lightweight cooler, you'll find the Ross Type "BCF" design ideal in every respect.

For instance, consider Diesel, hydraulic press, reduction gear, thrust bearing or turbine installations. The "BCF" has proved itself so perfectly suited and so outstanding in performance that machinery builders everywhere are including it as original equipment. In their judgment, no other cooler measures up in compactness, high heat transfer rate, sturdy non-ferrous construction, low maintenance, easy inspection or cleaning, flexible mounting provisions.

. . . BUT, MOST IMPORTANT TO YOU, each "BCF" cooler is individually assembled from standard parts. Through this Ross feature you have the combined benefits of meeting your requirements EXACTLY, as well as saving through mass production.


ROSS HEATER & MFG. CO., INC.

Division of AMERICAN RADIATOR & STANDARD SANITARY CORPORATION

1431 WEST AVENUE

SUFFALO 13, N. Y.

Ross Equipment is Manufactured And Sold in Canada By Horton Steel Works Ltd., Port Erie, Ontario



ping the Swedeland basic price from its table for the time being. Meanwhile, the minimum delivered Philadelphia price on basic is being based at the 1.72c rate from Bethlehem. As a matter of fact, the Birdsboro, Pa., furnace is nearer Philadelphia than the Bethlehem producer, the rate being 1.52c. However, some time ago the Birdsboro producer advanced his prices \$3 a ton, whereas the Bethlehem producer has made no change. Pending possible changes at other producing points, the delivered Philadelphia price on northern foundry is \$32.22; basic, \$32.72; malleable, \$33.72. The Swedeland base prices on foundry, bessemer, and malleable are \$35.50, \$36.50, and \$36, respectively.

With apparently only soil pipe found-

ries scheduled to receive rated tonnage for the housing program during the second quarter, priorities will be dropped in this district on tonnage estimated to be two times as heavy as that scheduled for soil pipe producers. However, this does not mean that consumers adversely affected by this priority regulation will be cut off entirely. In fact, some sellers believe that they will be able to supply them with a fair amount of tonnage throughout the entire quarter.

Boston — New England consumers are still paying the lowest prices for foundry pig iron, recent advances affecting little tonnage melted in this area. Basic consumers are not so fortunate; their iron costs are up in line with increases since

decontrol plus higher freights on fob mill basis. Price supply is also critically small with most users. The price of gray iron and malleable castings has advanced sharply in many cases; this has resulted in cancellation of a few subcontracts, in one instance where gray iron castings went to 45.00c a pound. The prime contractor cancelling, however, is uncertain as to an increase in his own iron supply to make up the difference. Shipments of outside iron are at a low ebb, bulk of foundry iron being supplied by Mystic with some shops rather low on malleable. While there are no foundries actually down for lack of iron, melt is substantially below what it would be if more tonnage were available.

Buffalo — With the winter's worst snowstorm disrupting railroad service, the shortage of cars which has been plaguing merchant iron producers reached a climax last week. All shipments were halted by the leading merchant iron producer in the area. Foundries reported operations threatened and curtailed as this top producer piled more than two days' output. With snow interfering with switching operations, producers were forced to bank furnaces at various times during the week. This makes the second successive week that storms have raised havoc with operations and considerable tonnage has been lost.

Cincinnati—Shipments of pig iron are steady but far below needs of district melters. Isolated cases may be uncovered where large premiums were offered in attempts to get more iron, from other than regular sources of supply. Allotments of furnaces to regular customers are holding close to previous levels.

Cleveland — Interlake Iron Corp. advanced pig iron prices, effective Mar. 1, \$2.50 a ton on No. 2 foundry and basic and \$3 a ton on bessemer and malleable, except at Erie, Pa., where the base prices were advanced \$2.50. Base prices at Erie, Chicago and Toledo, O., are now quoted \$33 for No. 2 foundry, \$32.50 for basic, \$34 for bessemer, and \$33.50 for malleable. Base prices at Duluth are 50 cents per gross ton higher.

The Republic Steel Corp. advanced prices last week to the following levels, fob furnace at Cleveland, Canton and Massillon: No. 2 foundry, \$33; basic, \$32.50; malleable, \$33.50. Low phosphorus is now quoted \$39, Troy, N. Y.

Birmingham — Sloss-Sheffield Steel & Iron Co. increased its pig iron by \$3 a ton, effective Mar. 8. The market is now quoted as follows: No. 2 foundry, \$29.88; basic, \$29.38; bessemer, \$34.50. Movement of northern iron into the district also is scheduled, along with iron from Texas. Some sources say estimates of the need for an additional 50,000 tons monthly in this territory is not adequate. Production, however, is at virtual capacity.

Chicago — Pig iron prices in this district were advanced Mar. 1 \$2.50 a ton for foundry and basic grades, and \$3.00 for bessemer and malleable grades, the increases being established by virtually all interests. So far, no action has been taken on southern iron, delivered Chicago, but some action is expected within the week. Meanwhile, foundries are begging for increased supplies of iron and are optimistic about more generous treatment now that official allocation is being abandoned. There is widespread feeling that more iron has been allocated to the housing program than consumption for the purpose required.

Are TURNINGS a Problem?

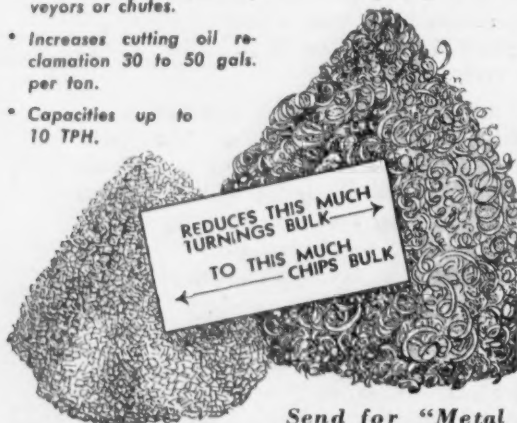
Save

WITH AN

AMERICAN METAL TURNINGS CRUSHER

If you handle 20 tons or more of metal turnings a month, the installation of an American Metal Turnings Crusher will prove a profitable investment. Rapidly reduces long, curly turnings of low or high carbon steel, alloy steel, aluminum, brass or bronze by 30% to 80% depending on size of chips desired.

- Saves storage space—labor handling.
- Chips easily handled on conveyors or chutes.
- Increases cutting oil reclamation 30 to 50 gals. per ton.
- Capacities up to 10 TPH.




Send for "Metal Turnings Bulletin."

American PULVERIZER COMPANY

Originators and Manufacturers of
Ring Crushers and Pulverizers

1539 MACKLIND AVE.
ST. LOUIS 10, MO.

LABOR
STORAGE SPACE
CUTTING OIL
HANDLING COSTS



More economical operation. Only American Crushers have the patented shredder rings that reduce by rapid impact. The manganese steel shredder rings resist clogging, deflect upon contact with tramp iron, protecting the crusher from damage and eliminating shear pins and conventional safety devices.

Washington—Civilian Production Administration has eliminated, effective Apr. 1, all priority ratings except limited use in support veterans housing program, and for veterans' hospital program. Ratings issued for other purposes will expire on that date, except where being used to obtain specified construction items. A new rating symbol "RR" is established, and specified current ratings such as old "AAA" "MM" or "CC" may be converted to the new rating, when used for getting items needed to maintain or increase production of building material or products listed in the new regulation. Thus, ratings can be applied for production material and capital equipment; for bathtubs; cast iron soil pipe and fittings and for some other items, such as low pressure boilers. Production materials can be obtained on rating, but capital equipment is limited to replacement only; the same applies to builders' hardware, insect screen cloth, convactor and cast iron radiation, registers and grills, etc. Valid "AAA" "MM" and "CC" ratings are not effective for purchase of steel for delivery after Mar. 31. Except for specified construction items these ratings will expire Mar. 31.

Lifting of directives for the housing program is expected to result in more equitable distribution of the limited pig iron available for other important production programs such as freight car construction, automotive and farm equipment. There will not be sufficient merchant pig iron tonnage available this year to meet overall needs. This tight supply situation has been accentuated by practice of steel producers using a substantially larger proportion of hot metal in their operations due to wide disparity between pig iron and scrap prices.

January production of cast iron soil pipe was 54,600 tons, an all-time high which exceeded for the first time the 50,000-ton monthly production goal set for the industry, CPA said last week. This compares with production of 28,000 tons in January, 1946, and the previous high monthly average of about 47,000 tons in 1941.

St. Louis — Pig iron producers are awaiting developments from abolition of the allocation system to the housing field except soil pipe. Not more than 20 per cent of this district's output remains under control for housing, so ironmakers anticipate considerable pressure from starved melters for the unfrozen tonnage. The normal quarterly buying system has been discarded and the industry is handling orders on a month-to-month or week-to-week basis.

Rails, Cars . . .

Track Material Prices, Page 139

New York—While steel producers have indicated their willingness to supply steel eventually for a program of 10,000 domestic freight cars per month, they have not as yet committed themselves definitely. They would rather wait until production reaches its present goal of 7000 cars per month and then see what can be done at that time toward stepping the program up to the higher goal. They point out that domestic freight car production for the past three or four months has run less than 3000 cars on an average. They believe that it may take a fair amount of time for car builders to get production up to 7000 cars, along with necessary repair work.

Scrap . . .

Upward price trend supported by deals under which fabricators supply scrap

Scrap Prices, Page 144

Philadelphia — Scrap prices generally have undergone another sweeping advance, a trend that will be checked in the near future, some leading trade interests believe, by more open weather conditions and a serious attempt on the part of both producers and sellers to eliminate trade-in transactions and excessive cross-hauling. Meanwhile, inventories are low at consuming plants and in dealers' yards. The market here is quoted as follows:

No. 1 and No. 2 heavy melting, No. 1 busheling and No. 1 and No. 2 bundles, \$38.50 to \$40; No. 3 bundles, \$35.50 to \$36; machine shop turnings, \$29 to \$30; mixed borings and turnings, \$28.00 to \$29; short shovel turnings and cast iron borings, \$29 to \$30, bar crops and plate, cast steel, punchings and plate scrap, \$41.50 to \$43; electric furnace bundles, \$40 to \$41; heavy turnings, \$37.50 to \$39; cut structurals, \$40 to \$41; No. 1 chemical borings, \$36.50 to \$37; and No. 1 cupola cast, \$50; charging box cast and heavy breakable cast, \$46 to \$47; unstripped motor blocks, \$44 to \$44.50; malleable \$50 to \$51; clean auto cast, \$47.50 to \$48; and No. 1 wheels, \$47.50 to \$48.

New York—Heavy pressure for scrap continues, with New York brokers' buy-

PUNCHES—DIES

RIVET SETS

COMPRESSION RIVETER DIES

CHISEL BLANKS

Made from high-grade alloy tool steels properly heat-treated, of uniform high quality—may be purchased with complete confidence for maximum service.

SINCE 1903

WRITE FOR OUR NEW CATALOG 46

GEO. F. MARCHANT COMPANY
1420-34 So. ROCKWELL ST., CHICAGO 8, ILL.

ing prices substantially higher. No. 1 and No. 2 heavy melting steel and No. 1 busheling and No. 1 and No. 2 bundles are now holding at \$35.75, fob shipping point. Other grades are quoted as follows: No. 3 bundles, \$33.75; machine shop turnings and mixed borings and turnings, \$26; short shovel turnings, \$28; punchings and plate scrap, \$37; electric furnace bundles, \$36 to \$37; cut structurals, \$37; No. 1 chemical borings, \$28; No. 1 cupola cast, \$42 to \$43; charging box cast, \$41 to \$42; unstripped motor blocks, \$40; malleable, \$43 to \$44.

Along with much speculation as to the future of the market, there is question as to the effect of a possible coal miners' strike. While there is variance of opinion, it is pointed out that major coal strikes of recent years have actually

resulted a rise in the scrap price.

Pittsburgh — Despite adverse weather the collection and segregation of scrap are substantially improved. Mills have 3 to 4 weeks' supply on hand, despite practical capacity operations since first of this year. Considerable scrap is moving into this district from remote points under direct consumer-mill reciprocity basis, and reportedly below the quoted prices at those points. Local scrap quotations recorded little change last week, with market for heavy melting steel holding firm at \$35 per ton for scrap originating in this district.

Chicago—Carnegie-Illinois Steel Corp. officials here denied the report attributed to them that a new price for steel scrap to be paid by that company would be announced.


Boston — Higher prices for steel-making scrap, most grades having followed the \$1 advance in heavy melting, are not bringing out more tonnage. Bulk of shipments are to Pennsylvania mills. Inventories with district consumers are low. While extreme high prices for cast are less in evidence, the market has not weakened to any extent with \$45 paid for No. 1 cupola, with other grades holding at recent tops. Most melters would increase ratio of pig iron in melts if possible at current scrap prices, but available tonnage is still limited and spread thin; on cast prices especially the limited pig iron supply is a major factor in supporting high quotations.

Buffalo—Snow-clogged yards reduced scrap deliveries last week to a mere trickle and consumers again are concerned over supplies. Storms also forced mills to reduce open hearth operations but this action has had little effect on scrap consumption because blast furnaces have been banked too, cutting off iron for steelmaking. Dealers report the storm interrupted an improved flow of scrap which followed recent price increases. Huge snow drifts in yards are hampering processing operations. Spirited bidding is reported between local dealers and Valley and Pennsylvania purchasers for offerings in the north and middle sections of the state. While this material usually moves into this section, local dealers report outside bidding which boosts No. 2 heavy melting to as high as \$38 a ton after the buyer absorbs freight charges. Dealers here are sticking to a \$35 top.

Cleveland—Mills in this district have held aloof of the scrap market due to the high asking prices. Large tonnages are moving out of this district, however, at rapidly fluctuating prices. Many of the leading interests look for a sharp price reaction, possibly later this month or early next month. Heavy melting is still quoted \$32.50 while short shoveling turnings are \$28. Foundries are paying from \$35 to \$40 a ton for cut structurals, bar crops and plate, but most of this material originates at remote points.

Detroit—Unrelenting pressure from outside buyers has forced prices sharply upward here, steel grades being quoted \$34.00-\$34.50, up \$4 a ton, while borings and short shoveling turnings are up \$2.50 per ton to \$27.00-\$27.50. Electric furnace scrap likewise has moved to higher ground at \$37.00-\$38.00. Dealers and brokers covering old orders are forced to pay the higher prices and supply material at prices prevailing when buys were made. Local mills are not doing any new buying as yet. One factor behind accelerating scrap prices is a new "arrangement" worked out by certain electric furnace melters. They furnish ingots for rolling by other mills with available rolling capacity on a cost-plus basis; that is, cost of the scrap required for the ingots plus a reported \$30 to \$32 conversion charge. This would make steel ingot about \$70 per ton at the finishing mill. Cost of the resulting rolled products can be imagined, but fabricators pressed for steel are paying the charge. In one setup here, a local fabricator is supplying the scrap for an electric furnace melter to convert to ingots, supplying them in turn to a Chicago mill for further conversion to sheet and strip which is sold back to the original fabricator. In this hookup, the price of the scrap involved is not

You'll Enjoy "Good Relations"
with a
DAVENPORT Better-Built LOCOMOTIVE



Better-Built
DAVENPORTS

are AVAILABLE in

**STEAM
GASOLINE
DIESEL**

with
ELECTRIC

or
**MECHANICAL
DRIVE**



COMPLETE
INFORMATION
ON REQUEST

Davenports are built for hard work through extra years of trouble-free performance. With a faithful Davenport on your haulage operations you enjoy maximum accomplishment day in and day out at lowest ton-mile costs.

Because Davenports are available in a full range of sizes and types, you can achieve a haulage ideal by installing a Davenport FITTED to your particular requirements.

We Analyze Your Needs

It will be a pleasure to send you our latest Haulage Survey Data Sheet to enable you to describe your haulage conditions accurately and completely. Our engineers will analyze the data you submit and recommend the size and type of power unit that will perform most profitably for you.

Write Us Today
EXPORT OFFICE

BROWN & SITES CO., INC.

50 Church St., New York—Cable Add. "BROSITES"

DAVENPORT LOCOMOTIVE WORKS

A DIVISION OF DAVENPORT BESLER CORPORATION, DAVENPORT, IOWA

too important, since the steel all comes back to the source of the scrap.

Although official announcements are lacking, indications point to an increase of \$3 to \$3.50 a ton on open-hearth scrap grades to a scrap of \$36. This follows several chaotic days in which local mills sought to stave off loss of material to outside districts which were willing to pay premiums amounting to \$6 or more above quoted levels. With scrap in short supply and steelmaking operations at 93 per cent, highest since December, 1945, mills can ill afford encroachment which would endanger production.

Cincinnati—Scrap market is strong, especially in rails and cast. No. 1 heavy melting steel, quoted at \$35, has attracted a higher price in some instances. Melters are fairly well supplied but all are eager for more tonnage, even though an attempt at price resistance is encountered frequently. Tie-in deals are unabated. Scrap shipments were slowed in the last ten days because of adverse weather conditions or shortage of freight cars, or both.

Birmingham — Scrap is the most unpredictable item within the South's industrial picture. Evasion is a regular procedure in price quotations, but the market, nevertheless, is admittedly out of control. As an indication, heavy melting has jumped to \$32.50 to \$33 with an upward tendency of the same proportions all down the line during the week. Supplies in wanted items are still short. Weather conditions have contributed substantially to that situation.

St. Louis — Scrap market continues in a state of indecision. There has been no change in published prices but numerous premium sales are reported. Shipments remain level following a noteworthy increase two or three weeks ago.

Seattle—Supply of steel scrap has improved and, while mills are using receipts immediately, it is hoped that heavier shipments will enable accumulation of inventories during the summer. Better weather and higher prices have stimulated shipments from the country and mill buyers believe the crisis is passed and that there will be no interruption of operations. The prevailing price for heavy melting, No. 1 and No. 2 bundles and No. 1 busheling here is \$20 per gross ton for Seattle delivery, \$19 at remote points, representing a \$1 increase over the schedule announced in January.

Warehouse . . .

Warehouse Prices, Page 141

Pittsburgh — Mill shipments to distributors recorded little change last month on a daily average basis compared with January. In most instances a further reduction in warehouse steel stocks occurred, despite strict allocation of dwindling inventories. At least one distributor reports stocks are lowest on record, particularly in flat rolled products, although the supply outlook is more promising. So far distributors' experience in revising speculations to avoid packaging, quantities and dead length extras has worked out satisfactorily. One warehouse interest, now ordering bars to 10 per cent random lengths, reports the percentage of odd sizes shipped by mills to date has averaged well below this limit; and as long as present tight supply situation prevails this interest

does not anticipate much difficulty in getting rid of the odd sizes.

Cleveland — Little or no improvement is reported by jobbers in this area, one warehouseman declaring the situation is the worst in his 45 years' experience. Sheets, plates and structurals remain in critically short supply, inventories becoming increasingly out of balance. At least one mill is refusing warehouse orders in an attempt to work off its backlog to warehouses, and hopes this arrearage may be made up by late April or May. Warehouse customers, in not a few instances, are buying their steel on the so-called "black market" in an attempt to get enough to keep their plants operating, even on reduced schedules. Warehousemen frankly admit in-

ability to come anywhere close to satisfying customers' demands with result that when offerings of steel are made, even at the fantastic prices quoted of upwards of 12c a lb, they are often grabbed up. One sale, involving some 30 tons, was reportedly made at 11c a lb, the buyer claiming that receipt of this steel was all that was keeping his plant in operation. Revision of extras has affected to some extent warehouse buying habits, particularly with regard to length specifications. Random lengths are accepted from mills with little difficulty encountered in disposing of shorts.

Philadelphia—For the first time since steel prices started undergoing revision some weeks ago, a leading jobber here is issuing a printed price list, this being

1. STRONGER RESIN BOND!

2. HEAVIER FIBRE BACKING!

3. SHARPER CUTTING ACTION!

3 Major Improvements

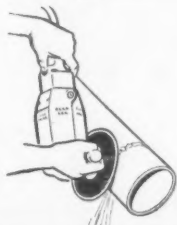
Now . . . Faster, more productive metalworking with the New ARMOURCLAD RESIN FIBRE DISC!



Actual production tests have proved that this new disc *cuts faster*. This greater initial rate of cut lowers production costs, reduces labor costs.



The new **Armourclad Resin Fibre Disc** *cuts faster longer* because its special resin bond gives better grain adhesion—greater resistance to heat and humidity.



Better for all disc operations, the new Armourclad Resin Fibre Disc is *especially good* for severe grinding jobs.




Look for This Label on the Green-Backed Disc


ARMOUR Sandpaper WORKS

Division of Armour and Company

1355 West 31st Street, Chicago 9, Illinois • Export. Durex, 63 Wall Street, New York, 5, N. Y.



For Whatever Purpose You Need Perforated Metal



Hendrick will fabricate it to your specifications * * * from any commercially rolled metal * * * in any gauge * * * with any shape or size of openings. Extensive plant

facilities, an unsurpassed stock of dies and tools, and more than 70 years' experience in perforating metals, are at your service. Write us regarding your requirements.



Perforated Metals
Perforated Metal Screens
Architectural Grilles
Milco Open Steel Flooring,
"Shur-Site" Treads and
Armorgrids

HENDRICK

Manufacturing Company

30 DUNDAFF STREET, CARBONDALE, PENNA.

Sales Offices In Principal Cities

SHEAR IT CLEVERLY WITH A

BEVERLY THROATLESS SHEAR

● Handles intricate cuts easily. No distortion. Unusually strong and durable, geared to give great power with little effort. Metal can turn any direction while cutting.

● Machines available for 14 ga., 10 ga., and 3/16 in. material.

Write for folder today!

BEVERLY SHEAR MFG. CO.
3007-9 W. 110th Place
Chicago 43, Ill.



on the assumption that mill prices have become stabilized for at least the time being. It is interesting to note that this interest is quoting special quality bar extras on rounds and squares, 3 inches and over. Warehouse demand in general continues heavy, with sales being limited by volume of incoming shipments from the mills.

Boston—Warehouse steel prices vary slightly for the same products due to differences in interpreting extras, notably carbon bars and narrow cold-rolled strip. A few are absorbing part of the increased costs. Stocks are insufficient to meet demand for flat-rolled and lighter sizes of heavier products, a situation not likely to improve next quarter. Some quotas conflicting with heavier requirements for car building and sustained needs for housing on a voluntary basis, are being reduced.

Seattle—Recent price increases and revisions in extras have not decreased demand for warehouse items and the turnover continues unabated. Inventories are still abnormally low and jobbers find it difficult to increase stocks.

Ferroalloys . . .

Ferroalloy Prices, Page 141

New York—Mounting raw material and transportation costs have forced modest increases in some ferroalloy prices, Electro Metallurgical Sales Corp., New York, announced Mar. 6, effective Apr. 1 for contract users and immediately on a spot basis.

The principal materials affected include: The silicon alloys from 50 per cent through 90 per cent ferrosilicon and silicon metal; low carbon ferrochromium in the grades from maximum 0.20 per cent through 2.00 per cent carbon, ferromanganese briquets; silicomanganese and silicomanganese briquets; the zirconium alloys; and calcium-silicon.

The added costs of transporting incoming raw materials to points of production and delivering finished products to consumers have absorbed a major portion of the last increase in price, the company said. Cost of certain ores, scrap steel and containers are now as much as 2 or 3 times their former cost, and little relief seems in sight from these very high prices.

Bolts, Nuts . . .

Bolt, Nut, Rivet Prices, Page 139

Cleveland— Bolt and nut producers in this area are caught in an ever-tightening squeeze with shortages of raw material, particularly wire, coupled with reduced operations resulting from curtailment of gas supplies, their big problems. Shortage of skilled labor and below normal productivity of labor contribute to their difficulties. Order backlogs continue to mount with large inquiries for the smaller sized bolts going begging. Delivery dates quoted by one producer for 1/4-in. alloy bolts stretch as long as 18 months. Another maker is offering 18-20 weeks delivery on machine screws. Delivery of nuts in the smaller sizes extends six months or more, difficulty in obtaining steel being the principal drawback. Fasteners, although a relatively small item in the manufacture of many consumer products, in many cases restrict output of these goods to the extent the fasteners are available.

Canada . . .

Toronto, Ont.—Shortage of freight cars has delayed some deliveries of iron and steel in Canada. A large part of shipments of steel to the big consuming centers, such as Toronto and Montreal, are moved by truck although the railroads play an important part in the movement to the smaller centers. Heavy snow throughout most sections of Ontario and Quebec have had a tendency to slow down trucking activities and many roads were impassable last week.

Demand for iron and steel continues to exceed supply and fresh inquiries are numerous. With the exception of advances in galvanized sheets of 50 cents per 100 lb to \$5.05 per net ton and of 75 cents per 100 lb in extras on galvanized wire and nails, no changes have been made in Canadian prices since last April. However, it is rumored that early advances may be expected in a number of other steel products, especially in view of the fact that price ceilings were lifted on many lines of consumer goods recently, including refrigerators, ranges, stoves and furnaces.

While Canadian steel makers are not making any special play for business, they are accepting some new orders, and salesmen are on the road mainly for the purpose of making goodwill calls. Demand for steel sheets is much greater than available supply and mills are booked through the second quarter with the result that producers are not interested in additional sheet orders, either black or galvanized, for the immediate future. However, the larger consumers are supplied on a quota basis.

Plate demand is steady and delivery against new orders extends about two months into the future. Some large tonnage plate business is pending in connection with the big shipbuilding program to be carried out in Canada this year for the French government. Rolling stock builders also are heavy buyers of plate and larger tonnages are going to agricultural implement makers. It is understood that the Steel Co. of Canada Ltd. now is handling the bulk of plate supply for the Canadian market and is assured of capacity operations for its plate mill throughout the year.

There has been no slackening in demand for carbon steel bars and while some mills are temporarily out of the market, reporting books filled to the end of June, others are accepting orders for delivery on an "if, as and when" basis. Demand is equally brisk for both light and heavy bar sizes. On alloy bars, however, producers continue to look for new customers and some have been making good headway in the export markets.

No easing is reported in supply of wire and nails and present supply falls far short of meeting demand. Black markets continue to supply many of the smaller users of nails and it is reported that numerous building programs have been held up due to nail shortage, especially new house construction. It is not expected that there will be much improvement in nail production for some time to come as makers continue to report serious shortage of wire rods.

Trading in scrap is almost at a standstill in the Canadian markets. This condition is entirely due to the scrap shortage and some dealers state their receipts have been confined to small lots averaging less than 50 tons per week, for the past several weeks.

Specify **STROM BALLS**




Hand Gauging of large diameter Strom Balls before packaging


When you specify Strom Balls you are sure of getting balls with the highest obtainable degree of finish, sphericity, precision—balls that give the very highest quality of service in any bearing equipment. This high degree of perfection is the result of Strom's concentration for a quarter of a century on metal balls exclusively and the perfection of the processes and workmanship necessary to produce them. Strom Steel Ball Company, 1850 South 54th Avenue, Cicero 50, Illinois.

Strom BALLS  **Serve Industry**

LARGEST INDEPENDENT AND EXCLUSIVE METAL BALL MANUFACTURER



smooth control of air power... with Hannifin Directional Control Valves



HANNIFIN CYLINDERS AND VALVES

SIMPLE packless construction

Long, trouble-free service

48 standard models available

1/8 to 1 1/4 inch pipe sizes

Prompt shipment of most items

Hannifin Pneumatic cylinders

Bored and honed for minimum friction and long packing life

6 standard types of mounting

1 inch to 12 inch bores

Stroke as specified

Write for Cylinder and Valve Bulletin

Hannifin Manufacturing Company, Chicago 24

PERFORATED METALS
Any Metal - Any Perforation
INDUSTRIAL and ORNAMENTAL

The Harrington & King Co.
 PERFORATING CO.
 5634 FILLMORE STREET, CHICAGO 114 LIBERTY ST., NEW YORK

Fast Tough

Heavy feed at high speed!

MARVEL

Heavy feed at high speed spells doom to the ordinary hack saw blade; down-time for your machine, extra expense in money, man hours, and production. The MARVEL Hack Saw Blade, because it is positively unbreakable under these conditions, should be "a must" tool in every efficiently operated shop. A tough alloy steel back is electrically welded to high speed steel teeth, producing a blade that can be pulled to almost unlimited tension; can withstand extra heavy feeds and the heat and abrasion of high speed heavy duty sawing.

The same exclusive unbreakable feature of MARVEL Hack Saw Blades is also a feature of MARVEL Hole Saws, giving these saws the ability to stand up under abuse. MARVEL Hole Saws cut holes from 3/8" to 4 1/2" diameter in stock up to 1 1/2" thick. Usable in portable drill, drill press, or lathe tail stock.

Complete Range of Metal Sawing Machines
 Being the largest exclusive manufacturer of metal sawing machines and blades, both hand saw and band saw type, we have the correct answer to your cut-off problems. Each MARVEL model has a distinct application, so write us and we will send our catalog, price, and recommendation for the saw to fill your requirements most efficiently. MARVEL sawing engineers are also available to discuss and analyze your cut-off work. (Without obligation of course.)

ARMSTRONG-BLUM MFG. CO.
 5700 W. Bloomingdale Ave., Chicago 39, Illinois, U. S. A.

High Steel Production May Ease Supply in Few Months

(Continued from Page 62)

signed to effect further integration of the company's operations and improvement of operating practices. It will provide for larger diversification of products.

Crucible's program is scheduled for completion by the end of 1948. It projects major improvements for five manufacturing plants, in Pittsburgh and Midland, Pa., Syracuse, N. Y., and Harrison, N. J., as well as new warehouses in Chicago and Philadelphia.

Republic Steel Corp., Cleveland, also has a large improvement program under way.

Wickwire Spencer Steel Division, Colorado Fuel & Iron Corp., Denver, is making improvements at its River Road plant in Buffalo.

At the American Rolling Mill Co.'s plant in Butler, Pa., a \$10 million expansion program is being pushed. This company has new construction under way at other works also.

Wheeling Steel Corp., Wheeling, W. Va., has plans for modernization and expansion of its Wheeling district facilities involving expenditure of up to \$50 million.

Jones & Laughlin Steel Corp. is pushing an improvement program at its various plants including construction of a 175-ton open hearth at its Otis works in Cleveland.

Kaiser Co. is installing additional facilities at its Fontana, Calif., plant, while the Pacific States Steel Corp., Niles, Calif., has started a postwar expansion program, and the Seidelhuber Iron & Bronze Works, Seattle, has launched plans for a new sheet mill.

These are only a few of the important projects under way in the steel industry.

Extent to which the new facilities will come into production over coming months depends upon the degree of success that will be attained in obtaining necessary equipment. The industry's building program in 1946 was thrown far off schedule by strikes and equipment holdups. In this connection, Mesta Machine Co., Pittsburgh, important builder of steel mill equipment, reported its operations last year were severely retarded by difficulties attending procurement of raw materials and items required to complete orders on its books. In addition construction work and installation of equipment at steel mills were hampered by strikes and labor problems. Uncompleted business on the company's books at the end of 1946 totaled approximately \$37 million as against \$20 million at the end of 1945.

Chief cause for the existing steel shortage is attributed by steel industry execu-

tives to the strikes last year which resulted in monthly loss of over a million tons of finished steel from potential production.

PLATES . . .

PLATES PENDING

- 4000 tons, plant, Yale & Towne Mfg. Co., Philadelphia; Turner Construction Co., Philadelphia, engineer in charge.
- 600 tons, 30 propane tanks, Minneapolis, for United Petroleum Gas Co.
- 500 tons, warehouse, Murray Corp., Scranton, Pa., on which A. Smith Co., Detroit, has been awarded the general contract.
- 200 tons, Colgate Palmolive-Peet plant at Jeffersonville, Ind.; Turner Construction Co., Philadelphia, engineer in charge.
- 185 tons, U. S. engineer, Memphis, Tenn., inv. 80, also 68,000 pounds hot-rolled annealed sheets; no bids received.
- 100 tons, addition to the Jamestown Metal Equipment Co., Jamestown, N. Y.


STRUCTURAL SHAPES . . .

STRUCTURAL STEEL PLACED

- 5600 tons, veterans' hospital, Buffalo, through the United States Engineers, to Bethlehem Steel Co., Bethlehem, Pa.
- 5600 tons, veterans' hospital, Albany, N. Y., through United States Engineers, to Harris Structural Steel Co., New York.
- 4500 tons, power plant for Philadelphia Electric Co. at Norristown, Pa., to Bethlehem Steel Co., Bethlehem, Pa.
- 4000 tons, two boiler stations, each requiring 2000 tons, one at Mishawaka, Ind., and the other at Grand Station, W. Va., for the American Gas & Electric Service Corp., New York, to American Bridge Co., Pittsburgh.
- 1300 tons, approach to state Passaic river bridge, New Jersey, through Ole Hansen, Vetnor, N. J., to Mt. Vernon Bridge Co., Mt. Vernon, O.
- 1080 tons, apartment house, 70th St. and Park Ave., New York, awarded by Sam Minskoff, to Harris Structural Steel Co., that city.
- 825 tons, telephone exchange building, Pawtucket, R. I., to Bethlehem Steel Co., Bethlehem, Pa.
- 700 tons, board plant, Sigurd, Utah, for U. S. Gypsum Co., to Kansas City Structural Steel Co., Kansas City, Kans.
- 580 tons, state bridge, Route S3, section 4A, Clifton, N. J., through James Mitchell, Jersey City, N. J., to Phoenix Bridge Co., Phoenixville, Pa.
- 525 tons, paper mill building, S. D. Warren Co., Westbrook, Me., to American Bridge Co., Pittsburgh.
- 370 tons, Pennsylvania Salt Mfg. Co. plant, Wyandotte, Mich., through Ford, Bacon & Davis, New York, to Whitehead & Kales, Detroit.
- 355 tons, conveyor manufacturing building, Chicago, for Goodman Mfg. Co., to Mississippi Valley Structural Steel Co., Decatur, Ill.; bids Feb. 19.
- 228 tons, sheet piling, Ludington, Mich., for United States Engineer, Milwaukee, to Bethlehem Steel Co., Bethlehem, Pa.; bids Jan. 20.
- 200 tons, addition, Rochelle, Ill., for Whitcomb Locomotive Co., to A. C. Woods & Co., Rockford, Ill.
- 160 tons, Delaware & Hudson Railroad bridge, Grandville, N. Y., to American Bridge Co., Pittsburgh.
- 150 tons, finishing building, International Paper Co., Palmer, N. Y., to Lackawanna Steel Construction Co., Buffalo.
- 100 tons, Washington state bridge, Morton river, to Isaacson Iron Works, Seattle.
- 100 tons or more, cofferdam, Bureau of Reclamation, Denver, spec. 1571, to American Bridge Co., Denver, \$171,855.
- Unstated tonnage, steel sheet piling, U. S.

IT'S NO JOKE SON!

If you slit either SHEETS or COILS



You need our new 48" SHEET or COIL trio-housing SLITTER

BUILDERS OF COMPLETE SLITTING LINES

PAXSON MACHINE CO.
SALEM, OHIO


FASTER PRODUCTION WITH A BURRO

When you have a BURRO in the yard, you get jobs done faster, easier and more economically. This speedy, powerful locomotive crane does every job a crane can do with bucket, hook, magnet, tongs or drag-line and at the same time, serves as your private switch engine to spot cars where and when you want

them. There is no waiting time with a BURRO.


BURROS are economical to operate, simple to maintain and are built for hard work. Watch a BURRO on the railroad or on a plant siding and see why it's the busiest crane on the track.

WRITE FOR ILLUSTRATED BULLETINS



CULLEN-FRIESTEDT CO.
1308 S. Kilbourn Ave., Chicago 23, U.S.A.

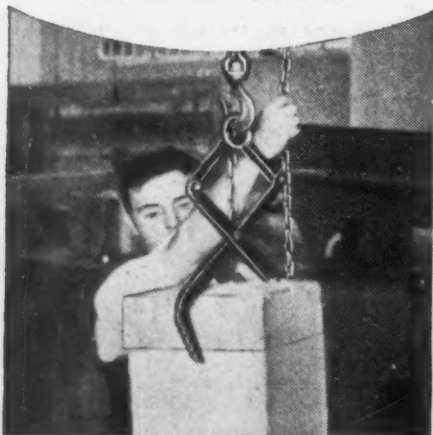
How ACCURATE POSITIONING CUTS PRODUCTION COSTS



In this handling system engineered by Reading, crated materials had to be quickly transferred from stock bins to loading platform—in one operation! This called for a practical monorail system and a fast-moving hoist that handled safely, positioned accurately. The user got that—and more—with a Reading engineered Monorail System and a Reading Multiple Gear Chain Hoist.

For the same cost-reducing results, let a Reading engineer help solve your handling problems, today. Meanwhile, drop us a line for the new Reading Chain Hoist Catalog No. 60.

READING CHAIN & BLOCK CORPORATION
2102 ADAMS ST., READING, PA.
CHAIN HOISTS • ELECTRIC HOISTS
OVERHEAD TRAVELING CRANES



READING HOISTS

engineer, Milwaukee, inv. 57, to Bethlehem Steel Co., Bethlehem, Pa., \$15,026.85.

STRUCTURAL STEEL PENDING

- 6600 tons, veterans' hospital, Fort Hamilton, Brooklyn, N. Y., to be re-bid Mar. 17.
- 3100 tons, field house, Lexington, Ky., for University of Kentucky; action on bids of Feb. 20 postponed to Mar. 11.
- 2500 tons, Army barracks at Fairbanks, Alaska; award pending.
- 450 tons, truss span, Jenks, Okla., for State Highway Department.
- 102 tons, Rock Island Arsenal, Ill.; also 157 tons carbon plate steel; inv. 82, bids Mar. 13.
- 100 tons, Abbott power plant, Urbana, Ill., for University of Illinois; Sargent & Lundy, Chicago, engineers; bids postponed from Feb. 21 to Mar. 13.

REINFORCING BARS . . .

REINFORCING BARS PLACED

- 400 tons, expansion, Minneapolis, for Archer-Daniels-Midland Co., to Laclede Steel Co., St. Louis.
- 213 tons, including 150 tons wire mesh and 63 tons bars, cont. 2794, Marion county, Indiana, for State Highway Commission; mesh to American Steel & Wire Co., Chicago, and bars to Carnegie-Illinois Steel Corp., Chicago; McCalman Construction Co., Danville, Ill., contractor; bids Jan. 7.
- 150 tons, expansion, Menominee, Mich., for Anslu Chemical Co., to Ceco Steel Products Co., Omaha, Nebr.
- 100 tons or more, for Bonneville Power projects, to Alaska Junk Co. and Mercer Steel Co., Portland, Ore.

REINFORCING BARS PENDING

- 10,000 tons or more, Army construction in Alaska; awards pending.
- 900 tons, medical building, University of Washington, Seattle; general contract to J. C. Boespflug Co., Seattle, low, \$1,868,011.
- 338 tons, including 270 tons wire mesh and 68 tons bars, paving project F-5, Marshall county, Illinois, for State Highway Department; bids Feb. 28, none received.
- 300 tons, University of Washington, Seattle, construction; bids in.
- 300 tons, expansion, Milwaukee, for Plankington Packing Co.; bids Mar. 10.
- 204 tons, mechanical engineering building, Urbana, Ill., for University of Illinois; James McHugh Construction Co., Chicago, low on general contract; bids Feb. 27.

PIPE . . .

CAST IRON PIPE PENDING

- 1900 tons, Yakima, Wash.; bids in.
- 1100 tons, Seattle improvements; bids in.
- 100 tons, Pullman, Wash., improvements; bids in.
- Unstated, 13,000 feet, 4 and 6-inch pipe, King County District No. 54; also fittings; bids Mar. 11 to Parker & Hill, Seattle, engineers.
- Unstated, 19,000 feet, 4 and 6-inch pipe, Swan's Trail Water District, Everett, Wash.; bids Mar. 19; R. E. Wolff, Seattle, engineer.

RAILS, CARS . . .

RAILROAD CARS PLACED

- Chesapeake & Ohio, 10 baggage mail cars and 8 post office cars, to Pullman-Standard Car Mfg. Co., Chicago.
- Estrada de Ferro Central do Brasil, 63 all-stainless steel passenger cars, to the Budd Co., Philadelphia; estimated cost, \$4 to \$5 million.

LOCOMOTIVES PLACED

- Argentine State Railways, 90 diesel-electric locomotives, to Whitcomb Locomotive Co., a subsidiary of the Baldwin Locomotive Works, Eddystone, Pa.

CONSTRUCTION AND ENTERPRISE

CALIFORNIA

- LOS ANGELES—K. H. Davis Wire & Cable Corp., 2417 E. 23rd St., has plan completed for two story, 91 x 133-ft plant, 2260 S. Santa Fe Ave., to cost \$210,000.
- OAKLAND, CALIF.—L. A. Young Spring & Wire Corp., 900 High St., contemplates converting three buildings and constructing additional unit, containing 200,000 sq ft, to house auto cushion plant. Project to cost \$1 million.
- REDDING, CALIF.—Sierra Tractor & Equipment Co., 1246 Park St., Chico, Calif., has awarded contract for one story, 100 x 160-ft warehouse, shop and office to H. H. Larsen Co., 64 S. Park St., San Francisco, for an estimated \$100,000. C. F. Dean, California State Life Bldg., Sacramento, Calif., architect.

CONNECTICUT

- NEW BRITAIN, CONN.—New Britain Machine Co., South St., has awarded contract for one story building and plant additions to Hasson & Downes, 55 W. Main St., for \$131,457.

FLORIDA

- LAKELAND, FLA.—Babcock & Wilcox have been awarded a city contract at \$159,955 for light plant steam generator.

ILLINOIS

- CHICAGO—Slag Products Inc., c/o Anning Johnson Co. Inc., 1514 Van Buren St., has awarded contract for one story, 237 x 215-ft. factory to A. L. Jackson Co., 161 E. Erie St., for an estimated \$159,000. K. C. Schmidt & Norman T. Maxon, 82 W. Washington St., architects.

IOWA

- OTTUMWA, IA.—City will build a sewage disposal plant which with equipment and auxiliaries will cost \$2 million.

KANSAS

- HUGOTON, KANS.—Stanolind Oil & Gas Co., Stanolind Bldg., Tulsa, Okla., has asked bids for commercial synthol plant, to cost \$4,500,000, and gasoline plant, to cost \$1 million.

MASSACHUSETTS

- SOMERVILLE, MASS.—City will extend its sewage system at a cost of \$2,308,700.
- WORCESTER, MASS.—Norton Co., New Bond St., plans construction of factory and power plant to cost \$250,000.

MICHIGAN

- DETROIT—Burroughs Adding Machine Co., 6071 Second Bldg., is having plans prepared by Albert Kahn Associated Architects & Engineers Inc., 345 New Center Bldg., for factory addition, to cost approximately \$350,000.
- DETROIT—Winter Bros. Stamping Co., 7351 Lyndon Ave., has awarded contract for addition to stamping plant to Campbell Construction Co., 3255 Goldner St., for an estimated \$75,000.

- WILLOW RUN, MICH.—Kaiser-Frazer Corp. has awarded contract for pattern shop to Darin & Armstrong Inc., Detroit. Giffels & Vallet Inc. and L. Rossetti, Detroit, associated engineers and architects.

MISSOURI

- ST. LOUIS—Pieper Lillard Corp., 818 Olive St., has been formed by Donald H. Sheets to manufacture and sell electrical equipment and machinery.
- ST. LOUIS—Union Electric Co. of Missouri, 315 N. Twelfth Blvd., plans rehabilitating and modernizing Ashley St. power generating plant, at cost of \$5 million. Day & Zimmer-

STEEL

Cold-Headed Specialties



HASSALL cold-heading may solve your immediate special part problem . . . Special nails, rivets and threaded parts made in diameters from 1/32" to 3/8"—lengths up to 6". . . Rivets 3/32" diameter and smaller a specialty . . . Variety of metals, finishes and secondary operations . . . Economy, quality and quick delivery in large or small quantities . . . Tell us what you need . . . We will answer promptly. **ASK FOR FREE CATALOG.** 3-color Decimal Equivalents Wall Chart free on request.

JOHN HASSALL, Inc. Oakland & Clay Sts.
Brooklyn 22, N. Y.
Manufacturers of Cold-Headed Specialties Since 1850



THE NEW SAFETY **UTILITY** MARKING OUTFIT

Holder Holds Nine Sizes of Type From 1/32" to 1/4"

Designed for light stamping work, the "Utility" outfit is ideal for marking etched plates, tags, keys, stock checks; brand names or stock numbers on steel bars; special coding, serial numbering, identification, inspection and other marking where two or more characters are required.

Send for Literature and Prices



172 E. CARSON STREET

PITTSBURGH, PA.



Don't Risk THE WRONG FLUX

- Good soldering jobs depend on the right flux—and Kester has the right flux for you. You can count on Kester for a flux that will properly clean, prevent oxidation, make way for a tight bond that will resist shock, vibration, twisting, bending, and the contraction and expansion of temperature extremes.

- Growing out of nearly half a century of practical experience, Kester's hundreds of flux formulas have been time-tested in laboratory and industry, to establish exact specifications for every flux need. Among them is the ideal flux formula for your particular soldering job.

- Consult Kester engineers at any time for practical, experienced help with flux problems. They'll gladly suggest the right flux to protect your product. A letter today will bring expert Kester assistance . . . without obligation.

KESTER SOLDER COMPANY
4222 Wrightwood Ave., Chicago 39, Illinois
Eastern Plant: Newark, N. J.
Canadian Plant: Brantford, Ont.



KESTER
Solder Fluxes
STANDARD FOR INDUSTRY

mann, 231 S. LaSalle St., Chicago, consulting engineers.

ST. LOUIS—Johnston Tinfoil & Metal Co., 6106 S. Broadway, has awarded contract for one-story, 109 x 122-ft factory addition to Woermann Construction Co., 3800 W. Pine Blvd.

NEW JERSEY

DEEPWATER, N. J.—E. I. duPont de Nemours & Co. has let contract for manufacturing building to own forces for \$120,000.

JERSEY CITY—Western Electric Co., 100 Central Ave., Kearny, N. J., has awarded separate contracts totaling \$480,000 for altering plant. United Engineers & Constructors Inc., 1401 Arch St., Philadelphia, engineer.

TRENTON, N. J.—Crescent Insulated Wire & Cable Co., 319 N. Olden Ave., has awarded separate contracts for manufacturing plant to cost over \$100,000.

NEW YORK

NEW YORK—Fisher Bros. Steel Corp., 297 Morris Ave., has had plans drawn up by Julius Eckman, 17 E. 42nd St., for two story warehouse and office building, Webster Ave. near Claremont Parkway, to cost \$145,000.

NORTH DAKOTA

GRAND FORKS, N. D.—Minnkota Power Co-operative Inc. will soon take bids for construction of electric generating plant to cost \$1 million.

OHIO

CLEVELAND—Star Welding Co., 5140 Superior Ave., has asked for bids on factory and office building, 1100 E. 134th St., to cost \$60,000. W. S. Ferguson, 1910 E. 26th St., engineer.

CLEVELAND—U. S. Steel Supply Co., 2394 E. 39th St., will soon let contract for two story, 50 x 100-ft warehouse office addition,

7200 Bessemer Ave. Osborn Engineering Co., 7015 Euclid Ave., engineer.

OKLAHOMA

TULSA, OKLA.—Southwestern Power Administration received a low bid of \$242,554 for proposed 132 kv rural distribution line from Demison substation to Brown from Elliott Construction Co., 527 Sunderland Bldg., Omaha, Neb.

PENNSYLVANIA

FRANKLIN, PA.—Franklin Creek Refining Corp., plans construction of two story power plant, to cost \$100,000.

JOHNSTOWN, PA.—Bethlehem Steel Co., 701 E. Third St., Bethlehem, Pa., has awarded contract for wheel plant, to cost \$511,000, to own forces.

PITTSBURGH—Calig Steel Barrel Co., 200 S. 21st St., has awarded separate contracts for manufacturing building to cost \$60,000.

RHODE ISLAND

PROVIDENCE, R. I.—Kestennan Bros. Mfg. Co., 150 Chestnut St., will build a 1-story, 79 x 280-ft factory to cost \$100,000.

TEXAS

DALLAS, TEX.—Massey-Harris Co., 615 S. Marquette St., Racine, Wis., has had plans prepared by J. Elliott, c/o owner, and Christensen & Christensen, 1327½ Wood St., for one story shop and warehouse, to cost \$175,000.

HOUSTON, TEX.—Shell Oil Co., 1401 Shell Bldg., has awarded contract for laboratory building to Knutson Construction Co., 2233 Commerce Bldg., for \$276,000.

HOUSTON, TEX.—American Smelting & Refining Co., Clinton Rd., plans construction of plant on ship channel, to cost \$500,000.

HOUSTON, TEX.—Republic Supply Co., 502 N. Greenwood St., has awarded contract for one story, 75 x 362-ft warehouse to W. S.

Bellows Construction Co., 716 N. Everton St., for \$195,000.

HOUSTON, TEX.—Hughes Tool Co., 300 Hughes St., has had plans prepared by W. F. Martin, c/o owner, for plant improvements and additions, to cost \$100,000.

JACKSONVILLE, TEX.—Sheffield Steel Corp. of Texas plans improving iron ore mining and processing plant at cost of \$100,000.

PORT ARTHUR, TEX.—Monsanto Chemical Co., Texas City, Tex., plans construction of plant, to cost approximately \$500,000.

PORT NECHES, TEX.—B. F. Goodrich Co. plans expansion of synthetic rubber plant, for about \$250,000.

TEXAS CITY, TEX.—Monsanto Chemical Co. contemplates construction of chemical plant, to cost \$1 million tentatively. Site has been purchased.

VIRGINIA

DAYTON, VA.—Shenandoah Valley Electric Co-operative has \$250,000 for purchase and installation of 1180 kw generating unit and construction of transmission lines.

HOPEWELL, VA.—Solvay Process Co. will build a chemical plant addition costing \$260,000.

WASHINGTON

CAMAS, WASH.—State will rebuild a 220-ft steel bridge over the Washougal river here at cost of \$250,000.

RICHLAND, WASH.—Hanford Engineer Works, General Electric Co., operator, has awarded contract to Morrison-Knudsen Co., Boise, Idaho, for general tank construction to cost \$1,799,258.

WESTPORT, WASH.—City proposes to build a \$150,000 municipal water system and icing plant.

WISCONSIN

CREEN BAY, WIS.—Wisconsin Public Service Corp., Bellin Bldg., is planning construction of additional generating unit at steam plant, to cost \$5,250,000 including equipment. A. G. Carson, chief engineer.

KAUKAUNA, WIS.—Kaukauna Machine Corp. will build a foundry to cost \$154,000.

MILWAUKEE—Wisconsin Electric Power Co., 231 W. Michigan St., plans eight new substations and miscellaneous power work costing \$5,200,000.

STOUGHTON, WIS.—Garden City Foundry Co. plans construction of \$50,000 addition, to contain 16,000 sq ft. CPA approval has been received.

CANADA

GREENWOOD, B. C.—Dentonia Mines Ltd. will build a flotation mill, at a cost of \$120,000, with a daily capacity of 60 tons.

VANCOUVER, B. C.—Silver Standard Mines Ltd., 602 Hastings St., will build a \$200,000 mining development.

WINNIPEG, MAN.—Dominion Chemical Laboratories, 336 William Ave., will build a manufacturing plant and warehouse costing \$100,000.

AMHERSTBURG, ONT.—S K D Tool Co., Murray Smith, manager, St. Arnaud St., will build one-story, 90 x 125-ft factory, to cost \$75,000.

CAYUGA, ONT.—Cayuga Gypsum Co. will build a plant which with equipment will cost \$175,000.

LONDON, ONT.—Canadian General Electric Co., Ltd., 212 King St. W., Toronto, Ont., has awarded contract for factory to A. W. Robertson Ltd., 57 Bloor St. W., Toronto, for approximately \$200,000. O. R. Moore & Co., 260 Dundas St., architect.

LONDON, ONT.—Empire Brass Mfg. Co. Ltd., Dundas St. E., will construct a 2-story, 60 x 120 ft. plant addition at a cost of \$100,000.

OSHAWA, ONT.—Wilys Overland Co. Inc., Toledo, O., will build a plant here at a cost of \$100,000.

SAULT STE. MARIE, ONT.—Mashkode Mines Ltd., c/o Tracy E. Carmichael, will build a mining, milling and reduction project costing \$100,000.

They Lead A Double Life!
STANWOOD RETORTS



According to user reports, as much as 100% greater service life, as compared with ordinary all plate or all cast retorts, has been rendered by Stanwood Retorts, which are expertly fabricated from alloy plate and alloy castings.

Stanwood Retorts have extra strength and density of material where it is needed. In severe service they afford unusual resistance to expansion and contraction stresses such as warping and cracking. On a cost-per-hour basis they show maximum economy.

Stanwood Baskets and Retorts are the ideal combination for long service life.

Send for Bulletin 15, which presents modern day retorts, baskets, trays, carburizing boxes, fixtures and special containers.

Stanwood Corporation
4825 W. Cortland St.  Chicago 39, Ill.


A FULL LOAD WITH EVERY PICK-UP

READY-POWER MAGNET CHARGERS

- Self-starting. Remote control at operator's hand insures fuel economy and provides greater convenience.
- Completely protected engines with engineered air cleaners, oil filters, fuel strainers.
- Engine parts or service available through International Harvester branch houses, Power Unit distributors, or farm tractor dealers, located everywhere.



Standard Magnet Chargers are rated from 7½ K.W. to 20 K.W.



THE **READY-POWER** CO.

11230 Freud Ave. • Detroit, 14, Mich., U.S.A.

$$\left(2\frac{7}{16} \times 7\right) \times \left(4\frac{7}{8} \times 3\frac{5}{16}\right) =$$

$$17\frac{1}{16} \times \left(\frac{39}{8} \times \frac{53}{16}\right) = 17\frac{1}{16} \times \frac{2067}{128}$$

$$17\frac{1}{16} \times 16 \frac{19}{128} = \frac{273}{16} \times \frac{2048}{128} = \frac{273}{1} \times \frac{16}{1} = 275.5321$$

CLOSE FIGURING

by buyers and sellers of good used or surplus machinery and supplies adds up to **STEEL's** "Used and Rebuilt Equipment" section. Rates are moderate . . . results are excellent. Make no mistake about it and send your instructions to **STEEL**, Penton Building, Cleveland 13, Ohio.

Speed and Precision go hand in hand at Merz




If yours is a problem of obtaining high-precision fixtures or tools—in *minimum time*—here's news! **MERZ** produced these six intricate drill jigs for horizontal Natco set-ups—complete with patterns, equipment and castings—in *just 10 weeks*. What's more important, these jigs were built to the highest precision standards for drilling, reaming and counter-boring cylinder blocks and drilling and counter-boring an oil pan. This is a typical example of the fast, accurate work being done daily at **MERZ**—where *speed and precision go hand in hand*. **MERZ** designs and produces standard A.G.D. and special gages, tools, dies and experimental machines. Write for full information today.

WATCH FOR SPECIAL ANNOUNCEMENT
SOON ON NEW **MERZ** AIR GAGES!

MERZ Engineering Company
INDIANAPOLIS 7, INDIANA

COWLES



ROTARY SQUARING KNIVES
for Modern Requirements
Highest Quality Long Service
The Product of Many Years Specialization

M/DE BY TOOLMAKERS

Also Manufacturers of
MILLING CUTTERS AND
SPECIAL METAL CUTTING TOOLS

COWLES TOOL COMPANY
CLEVELAND 2, OHIO

TOLEDO STAMPINGS

Let us make your stamping problems our problems. Our Engineering Department has had many years of experience in development work and our production facilities include not only a modern press department, but facilities for copper hydrogen brazing and other types of welding and assembly work. We solicit your prints and inquiries.



Toledo Stamping and Manufacturing Co.
90 Fearing Blvd., Toledo, Ohio

Detroit Office: 2970 W. Grand Boulevard, Detroit, Mich.
Chicago Office: 333 North Michigan Ave., Chicago, Ill.

BROOKE PIG IRON

E. & G. BROOKE IRON CO.
BIRDSBORO, PENNA.

MPORS OF
HIGH GRADE
FOUNDRY
BASIC
GREY FORGE
MALLEABLE
BESSEMER
LOW PHOS.

Member Metal Treating Institute

PITTSBURGH

COMPLETE
HEAT TREATING
FACILITIES
for Ferrous and
Nonferrous Metals

COMMERCIAL HEAT TREATING CO.

49TH ST. & A.V.R.R. PITTSBURGH, PA.

BELMONT IRON WORKS

PHILADELPHIA NEW YORK EDDYSTONE

Engineers - Contractors - Exporters
STRUCTURAL STEEL - BUILDINGS & BRIDGES
RIVETED - ARC WELDED
BELMONT INTERLOCKING CHANNEL FLOOR
Write for Catalogue
Main Office - Phila., Pa. New York Office - 44 Whitehall St.

To Lower
your Overhead

BROWNING ELECTRIC
TRAVELING CRANES AND HOISTS
up to 125-TON CAPACITY

VICTOR R. BROWNING & CO., INC. WILLOUGHBY (Cleveland), OHIO

TUBULAR SERVICE CORPORATION



MECHANICAL TUBING AIRCRAFT TUBING
PRESSURE TUBING SEAMLESS STEEL PIPE
STAINLESS TUBING STAINLESS STEEL PIPE

INDUSTRIAL TRUCKS AND TRAILERS

Caster and Fifth Wheel
Types



THE OHIO GALVANIZING & MFG. CO.
Penn St., Niles, Ohio

PROMPTLY MADE TO YOUR
exact specifications. We can furnish
any size or style of perforations desired.

CHICAGO PERFORATING CO.
2448 W. 24th Place Canal 1459 Chicago, Ill.

GASOLINE - DIESEL

OHIO LOCOMOTIVE CRANES

STEAM - ELECTRIC

The OHIO LOCOMOTIVE CRANE Co. CUYAHOGA, OHIO

Attention! SALES MANAGER

Does your company produce ferrous or non-ferrous castings, light or heavy, or any other castings, forgings or products of a specialized nature not readily obtainable on the West Coast?

If so, and you are interested in securing West Coast representation by an established sales organization, especially experienced in this field, write today giving general information regarding your company and product.

**Pacific Coast
INDUSTRIAL AND ENGINEERING SALES**
1121 South Hill Street, Los Angeles 15, California

Versatility counts in
HOT DIP GALVANIZING
any size or shape product, any size
order from the smallest to the largest

Excellent facilities
for export
shipment

ENTERPRISE

GALVANIZING COMPANY
2525 E. Cumberland Street Philadelphia 25, Pa.

ALL SHAPES AND MATERIALS

WIRE FORMS



For nearly 40 years Hubbard has been making parts like these to meet thousands of difficult applications. Fully equipped with modern plant, complete tool room, up-to-date heat-treating facilities.

Send in your specifications and prints, or describe the results you want to accomplish.

M. D. HUBBARD SPRING CO.

425 Central Avenue Pontiac 12, Mich.

Springs • Wire
Forms • Stampings
Cotters • Washers

Magnesium Castings Are Available Now!

Often at Equal or Less Cost


Because of their excellent machining qualities, magnesium castings often cost less than finished castings of other metals. During the war, Utica Radiator made elaborate Magnesium castings for the Air Corps which met the most rigid requirements. Now we are making Magnesium alloy castings of all sizes, from a fraction of an inch up to six feet in diameter for a variety of uses, including aircraft, textile machines, office equipment, scales, fish line manufacturing, vacuum cleaners and toys. If you are having difficulties in getting deliveries of castings of other metals, why not investigate the possibilities of using Magnesium?

Write for complete information to

UTICA RADIATOR CORPORATION
Magnesium and Aluminum Castings
UTICA 2, N. Y.



DIFFERENTIAL STEEL CAR CO., FINDLAY, OHIO



Air Dump Cars, Mine Cars,
Locomotives, Lorries
AXLESS Trains and
Complete Haulage Systems

- PICKLING TANKS •
- PLATING TANKS •
- ANODIZE TANKS •

HEATING UNITS FOR ACID TANKS
HEIL PROCESS EQUIPMENT CO.
12703 ELMWOOD AVE. CLEVELAND, OHIO

TIN PLATE COP-R-LOY PIPE-SHEETS

Ductillite
THE MODERN TIN PLATE

WHEELING STEEL CORPORATION
WHEELING, WEST VIRGINIA

SIMONDS GEARS



—TO YOUR ORDER!

SPUR • BEVEL • MITRE
WORM • WORM GEARS
RACKS • PINIONS

Any material—heavy types—to
your specifications. Also dis-
tributors for Ramsey Silent
Chain Drives and couplings.
Over 50 years' experience.

WRITE TODAY!

THE SIMONDS GEAR & MFG. CO.
LIBERTY AT 25TH
PITTSBURGH 22, PENNA.

mechanical
POWER PRESSES

FOR
ALL INDUSTRIES

ZEH & HAHNEMANN CO.

56 AVENUE A, NEWARK 5, N. J.



USED and REBUILT EQUIPMENT MATERIALS

"FOR SALE"

- 21,000 lbs. 1/4 x 1 1/2" Flat Bars approximately 20 ft.
- 120,000 lbs. 1/2 x 3/4" Band Iron 12 ft.
- 27,225 lbs. 1/2 x 6" Band Iron approximately 20 ft.
- 24,300 lbs. 1/2 x 5" Flat Bars 16 to 22 ft.
- 9,500 lbs. 7/16 x 4" Flat Bars 16 to 22 ft.
- 59 tons 14" BP Beams 102 lbs. Random Lengths.
- 33 tons 14" BP Beams 73 lbs. Random Lengths.
- 6 tons 10" WF Beams 29 lbs. Random Lengths.
- 300 pcs. 10" Jr. Beams 9 lbs. 20 ft.
- 50 pcs. 12" Jr. Beams 11.8 lbs. 30 ft.
- 142 pcs. 12" Jr. Beams 11.8 lbs. 60 ft.
- 25 tons 10" WF Beams 21 lbs. 9 to 28 ft.
- 20 tons 12" WF Beams 25 lbs. 9 to 30 ft.
- 20 tons 12" WF Beams 27 lbs. 9 to 30 ft.
- 25 tons 16" WF Beams 50 lbs. 15 to 23 ft.
- 40 pcs. 7 x 4 x 3/8" Angles 40 ft.
- 20 pcs. 7 x 4 x 7/16" Angles 20 ft.
- 10 pcs. 8 x 4 x 9/16" Angles 12 to 39 ft.
- 122 pcs. 8 x 4 x 7/16" Angles 12 to 34 ft.
- 31 pcs. 8 x 4 x 1/2" Angles 38 ft.
- 77 pcs. 3/16 x 60 x 120" Floor Plates
- 23 pcs. 1/4 x 60 x 120" Floor Plates
- 108 pcs. 1/2 x 36 x 96" Floor Plates
- 20 pcs. 1/2 x 48 x 96" Floor Plates

KLINE IRON & METAL COMPANY
 P. O. Box 1013 COLUMBIA, S. C.
 Telephone 3670 & 4-1464

"FOR SALE" BRASS STRIP COILS—NEW

90,000 lbs.	.091 x 1-13/16"	3/4 H
55,000 lbs.	.101 x 1-13/16"	3/4 H
13,000 lbs.	.113 x 1-33/32"	No. 4 H
1,010 lbs.	.0105 x 9/16"	No. 8 H
1,900 lbs.	.0235 x 27/64"	No. 4 H
3,000 lbs.	.0235 x 31/64"	No. 4 H
33,000 lbs.	.0427 x 1-13/16"	3/4 H
4,000 lbs.	.075 x 1-3/8"	3/4 H
800 lbs.	.090 x 2-3/16"	3/4 H
10,000 lbs.	.078 x 1-25/32"	3/4 H
6,500 lbs.	.060 x 3-7/8" 10'	1/2 H
500 lbs.	.012 x 1-3/4" HR SAE-42 Hard	
13,910 lbs.	.007 x 1-13/32"	1/4 H

SEABOARD STEEL CO., INC.
 New Haven, Conn. Telephone: 8-2634 8-0929

OVERHEAD CRANES

- | | | |
|---|---|--|
| 1-Ton
Detroit 38' Span | Ederer 74'4" Span
Shepard 40' Span
P&H 87'6" Span
Lane 60' Span
Niles 75'1/2" Span
Shaw 80'9" Span
Whiting 37' Span
Toledo 77' Span
Shaw 67'6" Span
Whiting 48' Span | Bedford 67'8" Span
Bedford 46'2 1/2"
Alliance 38'2" Span
Ederer 66' Span
Shaw 58' Span
Tysaman 60' Span
Ederer 55' Span
Ederer 40' Span |
| 2-Ton
Conco 27'6 3/8" Span
Industrial 25' Span | 12 1/2-Ton
Niles 75'1" Span | 30-Ton
Ederer 74'4" Span
Whiting 74'4" Span
Euclid 32'1" Span
Ederer 60' Span
Ederer 76' Span
Northern 75' Span |
| 3-Ton
P&H 37'6" Span
P&H 48' Span
P&H 42'1 1/2" Span
Shaw 33' Span | 15-Ton
P&H 32' Span
Ederer 74'4" Span
Lane 50' Span
Alliance 27'4" Span
P&H 97' Span
Whiting 47'1 1/2" Span
Morgan 73'5 1/2" Span
Morgan 82' Span
Bedford 34'6" Span | 35-Ton
Ederer 74'4" Span
Shepard Niles 49' Span |
| 5-Ton
Robbins & Meyers 20' Span
Northern 48'1 1/2" Span
Shaw 40' Span
Northern 57'2" Span
Shepard 37'3" Span
P&H 37'3" Span
Provincial 47'3" Span
Northern 30' Span
Whiting 25'6" Span
Detroit 38'8" Span | 20-Ton
Ederer 74'4" Span | 40-Ton
Overhead Crane 150' Span |
| 10-Ton
Shepard Niles 57' Span
Alliance 100' Span
Shepard 27'7 1/2" Span
Alliance 58'9" Span
Niles 17'9" Span
Morgan 55'6" Span | 25-Ton
Overhead Crane 100' Span
New Albany 50' Span
Bedford 27'3" Span | 50-Ton
P&H 40' Span
Alliance 52' Span |
| | | 150-Ton
Whiting 30' Span |
| | | 200-Ton
Alliance 100' Span |

Telephone us collect to discuss your requirements.

ECONOMY COMPANY, INC.

49 Vanderbilt Avenue, New York 17, N. Y.
 Telephone: MURRAY HILL 4-1616

FOR SALE

ALLOY STEEL
 ROUND, HEX, SQUARE BARS
 New York and Pittsburgh
 Warehouse Stocks
L. B. FOSTER CO.

9 Park Place, New York 7
 Phone—Barclay 7-2111
 P. O. Box 1647, Pittsburgh 38
 Phone—Walnut 3300
 Michigan Distributor
 C. J. GLASGOW COMPANY
 2909 Fenkell Ave., Detroit 3
 Phone—Townsend 8-1172

NEW

COPPER-NICKEL TUBES

1/2" O.D. .050 Wall 78" Long
 At 25c per lb.

FIN-TUBE RADIATOR CO.

42-44 Wooster St. New Haven, Conn.

FOR SALE

FLANGE QUALITY OHHR STEEL
 CORNERS, of sufficient size to
 blank an 8" to 10" circle.

**THE COMMERCIAL SHEARING
 & STAMPING CO.**

P. O. Box 719 Youngstown 1, Ohio

7,000 BARREL TANKS

43' Diameter by 28' 4" High
 Used, good condition, dismantled, match-
 marked and available for immediate
 shipment from Philadelphia, Pa.

Horwitz Pipe & Supply Co.

Ph. 2-9128 65 North Madison Tulsa, Okla.

USED and REBUILT EQUIPMENT MATERIALS

WANTED

O. G. Brown & Sharpe SCREW MACHINE
8 Ft. SQUARE SHEARS, 1/2" Capacity
Universal Horizontal MILLING MACHINE
10K.V.A.—220V.—60C. Foot & Automatic
SPOT WELDERS
30K.V.A.—220V.—60C. Air Operated Press
Type SPOT WELDERS
50K.V.A.—220V.—60C. Air Operated Press
Type SPOT WELDERS
100K.V.A.—220V.—60C. Air Operated Press
Type SPOT WELDERS

The above mentioned machines must all be late series.

FOLDING CARRIER COMPANY
1238 West Main St.
Oklahoma City 4, Okla.

WANTED FOR EXPORT

500 tons 1/4" Rd Mild Steel in coils or straight lengths
500 tons 3/8" Rd Mild Steel in straight lengths
300 tons 5/16" Rd Mild Steel in straight lengths
500 tons Hot Rolled and Cold Rolled Mild Steel Sheets 36 x 72 or 48 x 96"—16 to 30 gauge
300 tons Silicon Electrical Sheets 23 to 28 gauge, 50 and 60 cycles, state core loss.

Write Box 903,
STEEL, Penton Bldg., Cleveland 13, Ohio

WANTED TO BUY SURPLUS STOCKS STEEL SHOT AND GRIT

Address Box 901,
STEEL, Penton Bldg., Cleveland 13, O.

Wanted—SHEARINGS

Any Amount—All Sizes, Galvanized, Cold and Hot Rolled Aluminum—Stainless and Copper. 6" Minimum Width to 36" Minimum Length. Uniform Quantities. Gauges from 16 to 30 inclusive.

Write or Wire
Los Angeles Sheet Metal Mfg. Co.
901-903 E. 9th St. Los Angeles 21, Calif.
TRinity 4713

Wanted BRIDGE CRANE

One 30-40 ton capacity Bridge Crane, with 5-10 ton auxiliary hoist; approximately 46' span; 440-3 phase, 60 cycle current. Furnish overhead and end clearances, speeds, etc.

Summer Iron Works
Everett, Wash.

TRACTORS — CRANES — LIFT TRUCKS

Koehring, Model 10-1A, 8 ton, self propelled wheeled crane with 19' telescoping boom.

International T9, (new) gas driven crawler with 5000# Trackson CT9 12' to 18' boom.

International TD9, (new) diesel driven crawler with 4000# Hughes-Keenan triple service high lift (complete with forks)

Towmotor, Model LT52 (new) 10,000# fork lift 74" lift.

DEWAR MACHINERY, INC.

418 Schofield Bldg.

Cleveland 15, Ohio

EXOGAS GENERATOR FOR SALE

Westinghouse EXOGAS Atmosphere Generator, capacity 500 C. F. complete with pump, fluoroscopes etc. Used very little. For details, write

SUPERIOR MANUFACTURING CO.

913 Public Square Bldg.
Cleveland 13, Ohio

TO SUBLET

Fabricated Products, such as Hoppers, Structural Work, Light Sheet Metal, and Semi-Structural and Pipe Work.

Will also purchase the following material: I Beams, Channels, Small Angles, Bars, Sheets, Plates & Pipe.

Write Box 893,
STEEL, Penton Bldg.,
Cleveland 13, O.

"FOR SALE"

321 pcs. 3/16 x 24 x 42" Floor Plates
27 pcs. 3/16 x 18 x 57" Floor Plates
44 pcs. 3/16 x 26 x 28" Floor Plates
56 pcs. 3/16 x 18 x 18" Floor Plates

The above offered at \$3.75 per 100 lbs. f. o. b. cars, Columbia, S. C., on an all or none basis.

KLINE IRON & METAL COMPANY

P. O. Box 1013 COLUMBIA, S. C.

HYDRAULIC PUMPS

Aldridge Pump Co. Vertical Triplex HYDRAULIC PUMPS, 2-3/4" x 8", equipped with Herringbone Gears, 67.5 GPM. Maximum pressure for intermittent duty 2,200 lbs., for continuous duty 1,800 lbs. Pump and motor mounted on common bed plate.

Motors are 75 HP, 3/60/220-440 volts, 1740 RPM. Complete with starting panel, consisting of G.E. motor starter switch, push button control, Square "D" Switch, and capacitor.

Purchased new 3-1/2 Years ago. Excellent condition. Available for immediate delivery.

CONSOLIDATED PRODUCTS CO., INC.
15-21 Park Row New York, N. Y.

RAILS NEW AND RELAYING

TRACK ACCESSORIES

from 5 Warehouses

- PROMPT SHIPMENTS
- FABRICATING FACILITIES
- TRACKAGE SPECIALISTS

EVERYTHING FROM ONE SOURCE

L. B. FOSTER COMPANY

PITTSBURGH CHICAGO
NEW YORK SAN FRANCISCO

RELAYING RAIL

TRACK ACCESSORIES

MIDWEST STEEL CORP.

Gen'l Off. CHARLESTON 21, W. VA.

Warehouses
CHARLESTON, W. VA.
KNOXVILLE, TENN. • PORTSMOUTH VA.

EQUIPMENT... MATERIALS

3-4" ROTARY SHEAR

Quickwork Whiting Model No. 50A
3 Speed Transmission. Complete
Motors & Controls.

Gotham Machinery Corp.
1775 Broadway New York 19, N. Y.
PLaza 9-4643

LOCOMOTIVE

36" Gs. Saddle Tank—18/20 tons. Com-
pletely overhauled. Immediate delivery.

Address Box 834
STEEL, Penton Bldg., Cleveland 13, O.

For Immediate Sale

Six 8-TON RANSOME WELDING POSITION-
ERS Rebuilt and reconditioned. Positioning
platform raises from vertical to horizontal position
and rotates 360 degrees. Dual remote Push
Button Control. May be inspected at plant. For
full details write or phone
FITZGIBBONS BOILER CO., INC.
Oswego N. Y. Phone Oswego 2191



Help Wanted

PLANT SUPERINTENDENT STRUCTURAL STEEL

A leading structural steel fabrication plant in Northern New Jersey has a very interesting position available for a top notch plant superintendent. This position can be filled only by an individual who has grown up in this business and has substantial "Big Shop" experience. He must have a good record of planning and production. If you can honestly fill this job address Box 896, STEEL, Penton Bldg., Cleveland 13, O.

Wanted PRODUCTION MANAGER WITH CUTLERY BACKGROUND

Must know modern methods of professional and household cutlery production. This well established, growing midwestern manufacturer offers an experienced cutlery man a fine opportunity in a growing, fast moving business. In answer give age, detailed experience, past connections, education, present earnings and reference.

Write Box 854,
STEEL, Penton Bldg., Cleveland 13, Ohio

GRADUATE MECHANICAL ENGINEER TO fill position of general plant engineer in steel mill and fabricating concern of approximately 500 employes. Duties principally in connection with technical methods, machinery, and equipment. Should have no less than five years' experience in this field. Permanent position and excellent opportunity offered for the right person. Give full details as to prior experience, education, etc. Reply Box 898, STEEL, Penton Bldg., Cleveland 13, O.

SALESMAN—EXPERIENCED MAN TO SELL Bethlehem Tool Steels for Philadelphia distributor. Metallurgical background. Apply by letter giving complete history. Replies kept confidential. Hill-Chase & Company, Trenton Avenue and Ontario St., Philadelphia 34, Pa.

WANTED: EXPERIENCED TUBE MILL OP-erating Superintendent. Plant located in Western Pennsylvania, and equipped with Yoder Gas and Electric Mills. Write P. O. Box 536, Sharon, Pa.

Help Wanted

WANTED WELDING SUPERVISOR

Thoroughly experienced man familiar with pressure vessel construction and codes. Must have proved ability to train and supervise men as well as thorough knowledge of production methods in both manual and automatic welding. In replying give full information as to age, experience and past employment. State salary desired. Address Box 887, STEEL, Penton Bldg., Cleveland 13, O.

SALES MANAGER

With successful sales record by one of the leading manufacturers in the metal cutting tool industry. State age, education, experience, special qualifications and compensation desired. Address Box 892, STEEL, Penton Bldg., Cleveland 13, O.

WANTED YOUNG MAN — AGGRESSIVE. FAMILIAR WITH STEEL MILLS, FOUNDRIES, MILL SUPPLY JOBBERS, PLUMBING AND HARDWARE JOBBERS. IN TRI-STATE AREA. FULL TIME. CAR NECESSARY. EXPERIENCE IN THESE FIELDS PREFERRED BUT NOT NECESSARY. WILL TRAIN PROPER MAN. EXCELLENT FUTURE. ADDRESS BOX 902, STEEL, PENTON BLDG., CLEVELAND 13, O.

TRADER WITH ADMINISTRATIVE BUYING and selling experience, having personal mill contacts, iron and steel. Industrial plant salvage and export knowledge desirable. Location, Pittsburgh, Pa. Attractive salary with profit participation. Give full particulars. Replies treated confidentially. Write Box 891, STEEL, Penton Bldg., Cleveland 13, O.

PRODUCTION MAN—PRACTICAL FACTORY Engineer. Substantial salary and excellent future for man who can take full charge development, tooling processes and with knowledge of metals, heat treating, etc. Our men know of this ad. Write Box 890, STEEL, Penton Bldg., Cleveland 13, O.

WANTED BY SEAMLESS TUBE MILL IN western Pennsylvania an experienced man capable of installing bonus, piece and tonnage rates also familiar with job evaluation. Write Box 905, STEEL, Penton Bldg., Cleveland 13, O.

Help Wanted

SHOP SUPERINTENDENT

To take full charge of production in job, plate and structural shop in metropolitan New York area. Must be thoroughly familiar with the welding and assembling of stainless steel, alloy and carbon steel equipment. Reply by letter, stating background and salary expected. Box SM 683, 113 West 42nd St., N. Y. 18.

Accounts Wanted

TEXAS MANUFACTURER'S REPRESENTATIVE FOR STEEL MILL AND STEEL PRODUCTS MANUFACTURER DESIRE ADDITIONAL CONNECTIONS WHEREBY WE COULD HANDLE WIRE PRODUCTS, HOT AND COLD ROLLED CARBON AND ALLOY BARS, ROUNDS, STRIP AND FLATS AND OR OTHER STEEL LINES IN CONNECTION WITH OUR CLOSE CONTACTS WITH STEEL FABRICATORS, STEEL WAREHOUSES AND HARDWARE DISTRIBUTORS. ADDRESS BOX 881, STEEL, PENTON BLDG., CLEVELAND 13, O.

A PERSONALIZED DIRECT REPRESENTATION service having a wide intimate acquaintance, broad background and an extensive experience is offered by associated sales engineers. The approaching buyers market suggests a reactivated sales coverage now. High grade volume account solicited. Offices in Detroit. Address Box 900, STEEL, Penton Bldg., Cleveland 13, O.

Employment Service

SALARIED POSITIONS \$2,500-\$25,000. THIS thoroughly organized confidential service of 87 years' recognized standing and reputation carries on preliminary negotiations for supervisory, technical and executive positions of the calibre indicated through a procedure individualized to each client's requirements. Retaining fee protected by refund provision. Identity covered and present position protected. Send only name and address for details. R. W. BIXBY, INC., 110 Dun Bldg., Buffalo 2, N. Y.

SALARIED PERSONNEL \$3,000 — \$25,000. This reliable service, established 1927, conducts confidential negotiations for high grade men who seek a change of connection under conditions assuring, if employed, full protection to present position. Send name and address only for details. Personal consultation invited. JIRA THAYER JENNINGS, Dept. S, 109 Church St., New Haven, Conn.



CLASSIFIED

Representatives Wanted

WORK GLOVE

REPRESENTATIVE WANTED

Direct factory representation to sell work gloves to industrial manufacturing plants. Commission basis. All replies confidential. Advise territory covered and your industrial contact.

Write Box 895,
STEEL, Penton Bldg.,
Cleveland 13, O.

OPPORTUNITIES AND PROFITS

are of equal interest to distributors and manufacturers—use an ad on this page next week to let manufacturers know you are interested in taking on new lines.

Positions Wanted

INDUSTRIAL ADVERTISING MAN. PAST nine years advertising manager for industrial equipment manufacturer. Experienced in copy, layout, photos, publicity, media, direct mail, sales promotion, exhibits. Artist—can make visuals, finished layouts, design displays. Catalog expert—can personally handle every detail: plan, design, layout, writing, copy fitting, engraving, printing. Write Box 897, STEEL, Penton Bldg., Cleveland 13, O.

MANUFACTURING EXECUTIVE. EXPERIENCED operating, consulting and administrative executive desires association with a firm manufacturing either light or heavy metal products. Particularly qualified to normalize manufacturing expense; meet elements, and improve or maintain industrial, customer and public relations. Address Box 878, STEEL, Penton Bldg., Cleveland 13, O.

FORGE SHOP EXECUTIVE—EXPERIENCED in board and steam hammers, upsetters, dies, maintenance, heat treating production and costs. Write Box 906, STEEL, Penton Bldg., Cleveland 13, O.

FORGING ENGINEER—SPECIALIZING IN hammer and machine forging problems of production tooling costs, etc. available. Write Box 908, STEEL, Penton Bldg., Cleveland 13, O.

FORGING ENGINEER DESIRES POSITION IN SMALL OR MEDIUM SIZED SHOP. EXPERIENCED IN PRODUCTION, BUYING AND ESTIMATING. ADDRESS BOX 904, STEEL, PENTON BLDG., CLEVELAND 13, O.

Opportunities

WANTED LICENSEE


To manufacture and sell gasoline driven Car Pusher patented all countries. Successfully used in hundreds of sidings in Europe to move railroad cars. Ample power to move 3 fully loaded American freight cars.

Apply to Leon G. Rucquol
Technical Consultant
38 Rockefeller Plaza New York 28, N. Y.

WEST COAST STEEL FOUNDRY FOR SALE

Going steel foundry, well situated, with good market. Production capacity 200 tons per month of carbon and low alloy steels. Foundry now operating with good equipment and full personnel. Address all inquiries to Box 899, STEEL, Penton Bldg., Cleveland 13, Ohio

CONTRACT WORK



SPECIAL MANUFACTURERS TO INDUSTRY...Since 1905

Metal Specialties comprised of STAMPINGS, FORMING, WELDING, SPINNING, MACHINING. All Metal or Combined with Non-Metal Materials

WRITE FOR FOLDER
LARGE SCALE PRODUCTION
OR PARTS AND DEVELOPMENT ONLY

GERDING BROS.

SE THIRD VINE ST. ● CINCINNATI 2, OHIO

COMMERCIAL BRAZING

- Copper Brazing
- Silver Soldering
- Induction Brazing
- Hydrogen Brazing
- Bright Annealing
- Induction Heating

FOUR ULTRA MODERN
TECHNICALLY CONTROLLED
PLANTS IN:

Chicago, Ill.—Long Island City, N. Y.
Cleveland, Ohio—Valparaiso, Ind.

Please address inquiries to Exec. Offices

SALKOVER METAL PROCESSING
321 Dixie Terminal Cincinnati 2, Ohio

AVAILABLE ROLLING CAPACITY

For converting mild steel and alloy billets into small rounds, flats and squares. We convert customers' billets or can make good deliveries on our own finished bars in various small sizes. We are also in the market to purchase various types of billets.

AMERICAN SWEDO IRON CORP.
Danville, Pa. Tel: Danville 94

IF YOU HAVE CAPACITY OPEN,

why not line up sub-contract work through an advertisement in this section? For additional information or rates, write STEEL, Penton Bldg., Cleveland 13, O.

PLATES—FLAME CUT TO SIZE AND SHAPE

Latest burning equipment. We can furnish our own steel—accurate work—prompt service. We are also equipped to do welding and fabricating in connection with this service. Send us blue prints or template for quotation.

THE TOLEDO IRON & STEEL CO.
A complete steel warehouse service
1819 Starr Ave. Toledo 5, Ohio

Send us your inquiries on
PRODUCTION PARTS AND ASSEMBLIES
Viking High Speed Tool Bits
Special Taps
Commercial Heat Treating
Electro Plating

AGERSTRAND CORPORATION
Muskegon, Michigan

ADVERTISING INDEX

A	H	R
Agerstrand Corp. 167	Handy & Harman 7	Reading Chain & Block Corp. 158
Allegheny Ludlum Steel Corporation 8	Hannifin Manufacturing Co. 155	Ready-Power Co., The 161
Allied Products Corporation 47	Hansen Manufacturing Co., The 25	Reliance Electric & Engineering Co.
Allis-Chalmers Mfg. Co. 21	Harnischfeger Corporation 36, 37 Inside Front Cover
Aluminum Company of America 115	Harrington & King Perforating Co., The 156	Republic Steel Corporation 30
American Bridge Co. 15	Hassall, John, Inc. 159	Reynolds Metals Co. 20
American Magnesium Corporation 14	Heil Process Equipment Co. 163	Robins Conveyors, Inc., Division of Hewitt-
American Pulverizer Co. 150	Hendrick Manufacturing Co. 154	Robins, Inc. 10
Anaconda Wire & Cable Co. 118	Hevi Duty Electric Co. 148	Rollway Bearing Co., Inc. 32
Armour Sandpaper Works, Division of Armour	Hewitt Rubber of Buffalo, Division of Hewitt-	Ross Heater & Mfg. Co., Inc. 149
& Co. 153	Robins, Inc. 10	Russell, Burdall & Ward Bolt & Nut Co. 101
Armstrong-Blum Mfg. Co. 156	Hubbard, M. D., Spring Co. 163	Ryerson, Joseph T., & Son, Inc. 57
"Automatic" Sprinkler Corporation of America 123	Hyatt Bearings Division, General Motors	
Avondale Marine Ways, Inc. 121	Corp. 74	
	Hy-Test Division, International Shoe Co. 13	
B	I	S
Babcock & Wilcox Co., The, Refractories Di-	Industrial Brownhoist Corporation 39	Salkover Metal Processing 167
vision 107	Ingalls Iron Works Co., The 35	Seaboard Steel Co., Inc. 164
Baker-Raulang Co., The 145	Inland Steel Co. 58	Simonds Gear & Mfg. Co., The 163
Baldwin Locomotive Works, The, Standard	International Nickel Co., Inc., The 54	Standard Steel Works Division, The Baldwin
Steel Works Division 44	International Shoe Co., Hy-Test Division 13	Locomotive Works 44
Basic Refractories, Inc. 5		Stanwood Corporation 160
Belmont Iron Works 162		Strom Steel Ball Co. 155
Bethlehem Steel Co. 1		Stuart, D. A., Oil Co. 147
Beverly Shear Mfg. Co. 154		Sun Oil Co. 83
Bixby, R. W., Inc. 166		
Brooke, E. & G., Iron Co. 162		
Browning, Victor R., & Co., Inc. 162		
Buffalo Forge Co. 31		
C	J	T
Chicago Perforating Co. 162	Jira Thayer Jennings 166	Thew Shovel Co., The 43
Cincinnati Grinders, Inc. 70, 71	Jones & Lamson Machine Co. 103	Timken Roller Bearing Co., The Back Cover
Cincinnati Milling Machine Co., The 70, 71		Tinnerman Products, Inc. 77
Cleveland Twist Drill Co., The 130		Toledo Stamping & Manufacturing Co. 162
Columbia Steel Co. 15, 28, 29		Towmotor Corporation 127
Cooper-Bessemer Corporation, The 50		Tri-Boro Steel Supply Co., Inc. 126
Cowles Tool Co. 162		Tubular Service Corporation 162
Cullen-Friestedt Co. 157		
Cunningham, M. E., Co. 159		
D	K	U
Danly Machine Specialties, Inc. 124, 125	Kester Solder Co. 159	United States Graphite Co., The 16, 17
Davenport Locomotive Works 152	Kline Iron & Metal Co. 164, 165	United States Steel Corp., Subsidiaries
Detroit Power Screwdriver Co. 146	 15, 24, 28, 29
Differential Steel Car Co. 163		United States Steel Export Co. 15, 28, 29
Du Pont, E. I., de Nemours & Co., Inc. 42		United States Steel Supply Co. 24
		Utica Radiator Corporation 163
E	L	V
Eastman Kodak Co. 111	Landis Machine Co. 11	Vanadium Corporation of America 23
Economy Co., Inc. 164		Van Norman Co. 2, 3
Electro Refractories & Alloys Corporation .. 34		
Enterprise Galvanizing Co. 162		
F	M	W
Foster, L. B., Co. 164, 165	Marchant, Geo. F., Co. 151	War Assets Administration 12, 22, 38, 122
	Master Electric Co., The 105	Warren City Manufacturing Co., The 85
	Merz Engineering Co. 161	Washburn Wire Co. 18
	Midwest Steel Corp. 165	Weirton Steel Co. 51
	Molybdenum Corporation of America 26	Wheeling Steel Corporation 163
	Monarch Machine Tool Co., The 52	Wilson, Lee, Engineering Co., Inc.
	Morgan Engineering Co., The 45 Inside Back Cover
G	N	Y
Geometric Tool Co., The 117	National Steel Corporation 51	Yoder Co., The 27
Gerding Bros. 167	National Tube Co. 28, 29	Young Brothers Co. 129
Gisholt Machine Co. 9	New Britain Machine Co., The 6	
Globe Steel Tubes Co. 108		
Greenfield Tap & Die Corporation 117		
Gulf Oil Corporation 19		
Gulf Refining Co. 19		
H	O	Z
	Ohio Galvanizing & Mfg. Co., The 162	Zeh & Hahnemann Co. 163
	Ohio Locomotive Crane Co., The 162	
	Ozalid, Division of General Aniline & Film	
	Corp. 113	
I	P	Z
	Pacific Coast Industrial & Engineering Sales 162	
	Paxson Machine Co. 157	
	Peninsular Grinding Wheel Co., The 48, 49	
	Pittsburgh Commercial Heat Treating Co. 162	
	Pittsburgh Lectrodryer Corporation 40	
	Pittsburgh Plate Glass Co., Paint Division .. 33	
	Pollock, William B., Co., The 46	
	Porter, H. K., Co., Inc. Front Cover	
	Potter & Johnston Machine Co. 41	

Table of Contents, Page 53

Classified Advertising, Pages 164, 165, 166, 167




WILSON RADIANT CONVECTOR FURNACE

is available as a 4-STACK UNIT, 2-STACK UNIT, or as a SINGLE STACK UNIT

The speed at which this furnace operates for heating and cooling reduces the quantity of material in process to less than one-half of that required in older types of equipment.

The use of a two-stack or single stack furnace is an additional method of increasing the flexibility of this equipment.



ENGINEERED AND CONSTRUCTED BY THE
Lee Wilson ENGINEERING Co., Inc.
 2005 West Lake Road CLEVELAND, OHIO
 Telephone ACademy 4670

INDUSTRIAL FURNACES * RADIANT TUBE HEATING * HEAT TREATING PROCESSES

158
161
Cover
30
20
10
32
149
101
57
167
164
163
44
160
155
147
83
43
Cover
77
162
127
126
162
17
29
29
24
163
23
3
22
85
18
51
63
er
27
29
63
7
L

TIMKEN

TRADE-MARK REG. U. S. PAT. OFF.



Means "Made By The Timken Roller Bearing Company." It identifies the source of Timken Tapered Roller Bearings, Timken Railroad Roller Bearings, Timken Alloy Steel, Timken Seamless Steel Tubing and Timken Rock Bits. This trade-mark is your assurance of getting genuine Timken products. Look for it when buying.

THE TIMKEN ROLLER BEARING COMPANY
CANTON 6, OHIO